



सत्यमेव जयते

GOVERNMENT OF MAHARASHTRA

# **PERFORMANCE BUDGET**

## **2026-2027**

- 1. PUBLIC HEALTH DEPARTMENT**
- 2. FAMILY WELFARE PROGRAMME**
- 3. EMPLOYEES STATE INSURANCE SCHEME**

# **PERFORMANCE BUDGET**

**2026-2027**

- 1. PUBLIC HEALTH DEPARTMENT**
- 2. FAMILY WELFARE PROGRAMME**
- 3. EMPLOYEES STATE INSURANCE SCHEME**

**(ii)**

## INDEX

No.	Programme	Page No.
1	2	3
<b>1.</b>	<b><u>PUBLIC HEALTH DEPARTMENT:</u></b>	
1.	Introduction	1
2.	Public Health Department (Mantralaya)	3
3.	Mental Health Programme	9
4.	Hospital Services	13
5.	State Blood Transfusion Services (S.B.T.S.)	15
6.	Activities Performed Under Primary Health Centre	19
7.	National Programme for Control of Blindness & Visual Impairment	83
8.	National Anti Malaria and Filariasis Control Programme	87
9.	Plague Control Programme	95
10.	National Leprosy Eradication Programme	97
11.	State Health Information, Education and Communication Bureau	101
12.	National Tuberculosis Elimination Programme	109
13.	National Iodine Deficiency Disorder Control Programme	121
14.	Nursing Bureau DHS Mumbai	125
15.	Epidemic Control Programme	131
16.	State Public Health Laboratory.	143
17.	State Bureau of Health Intelligence and Vital Statistics	147
18.	State Health Transport Organisation (SHTO)	149
19.	State Institute of Health and Family Welfare, Nagpur	155
20.	Bureau of Nutrition, Nagpur	161
21.	School of Public Health Nursing, Nagpur	165
22.	National Health Mission	167
23.	Mahatma Jyotirao Phule Jan Arogya Yojana & Pradhan Mantri Jan Arogya Yojna. (Integrated)	177
24.	Joint Director of Health Services (Administration and Budget)	183
25.	Maharashtra Medical Goods Procurement Authority, Mumbai	185
26.	Public Health Department Working Officers / Employees Cadrewise Information	187

**INDEX (Contd.)**

No.	Programme	Page No.
1	2	3
<b>2.</b>	<b><u>FAMILY WELFARE :</u></b>	
1.	Introduction	1
2.	Financial Requirement	3
3.	Personal Summary	5
4.	Tree Chart	7
5.	Direction and Administration	13
6.	RMNCAH + N+ A Programme	16
7.	Child Health	23
8.	Rastriya Baal Swasthya Karyakram (RBSK)	29
9.	Routine Immunisation Programme	33
10.	Male Involvement in the Programme	37
11.	Compensation	39
12.	Adolescent Health Program (Male)	41
13.	Training Activities Under ( R. C. H. - II)	45
14.	National family welfare Programme (Grant-in-aid)	49
15.	Transport	51
16.	Information, Education and Communication	53
	<b><u>GENDER BUDGET</u></b>	
1.	Maternal Health (MH)	61
2.	Janni Shishu Surksha Karyakram (JSSK)	65
3.	Performance of Family Welfare Programme	67
4.	Family Planning Indemnity Scheme	69
5.	Adolescent Health Programme - Female	71
<b>3.</b>	<b><u>EMPLOYEE'S STATE INSURANCE SCHEME</u></b>	1 - 14

# **1. PUBLIC HEALTH DEPARTMENT**

## PUBLIC HEALTH DEPARTMENT

### 1. INTRODUCTION

Public Health is an important aspect of an Developed State. It is responsibility of the Public Health Department to look after the people of Maharashtra in the case of Health Sector. It is through the Public Health Department that the Citizen of Maharashtra State is provided proper Health care. The Department is into (1) Commissionarate of Health Services, (2) Directorate of Medical Education and Research, (3) E. S. I., S. (4) Directorate of Ayurved., (5) Food and Drug Administration.

Commissionarate of Health Services primarly looks after the General Medical Services, Disease Control, Family Welfare, Mother and Child Development, Sanitation, Nutrition and Training for Medical Resources.

Keeping in Mind the Primary Health Care System the Government provides Health Care System, the Government provides Financial Assistance to the Department to provide Primary Health Care Services to the Community, the Department organises scheme and programmes which are implemented to various Health Institution like Public Health Centre, Dispensary, Rural Hospital, Cottage Hospital, Civil Hospital and Medical Colleges.

The Scheme named E. S. I. S. is meant for Employees and their Families where the Factory Act is been implemented financial benefits are given to the patient as the case may be scheme is operated in three parts : (1) E. S. I. S. in Greater Mumbai, (2) E. S. I. S., in Moffusil Areas, (3) Plan Scheme under Five Year Plan).

#### Medical Institution in Maharashtra State

Sr. No.	Name of Institution in State	Number of Hospitals
1.	Sub Centres	10788
2.	Primary Health Centers	1953
3.	Other primary health care institues	851
4.	Rural Hospitals (30 Beds)	371
5.	Sub-Divisional District Hospitals (50 Beded)	71
6.	Sub-Divisional District Hospitals (100 Beded)	33
7.	General Hospitals	8
8.	Other Hospitals	1
9.	District Hospitals	20
10.	Super Specialty Hospital	2
11.	Super Specialty Hospital	4
12.	Women Hospital	20
13.	T. B. Hospitals	5
14.	Leprosy Hospitals	2
15.	State Health & Family Welfare Institution, Nagpur	1
16.	Health & Family Welfare Training Centres	7
17.	Cottage Hospital	2



## PUBLIC HEALTH DEPARTMENT

### 2. MANTRALAYA

At the Mantralaya level the Department is Headed by the Additional Chief Secretary (Public Health) Under the Public Health Secretary their are Desk Officers under Secretary, Dy. Secretary and Joint Secretary and also Non-Gazetted Employees are working.

Total No. of Gazzeted and Non-Gazzeted Employees that are working in the Department are 166 as below.

The Administrative and Policy decision are made and taken at the Secretariate level.

(As on 16/02/2024)

#### Public Health Department (Self)

Sr. No.	Designation	Female	Male	Vaccant	Total Sanctioned Post	Salary
1	2	3	4	5	6	7
<b>(Gazetted)</b>						
1.	Secretary-1	–	01	00	01	CADRE POST
2.	Secretary (2)	–	01	00	01	CADRE POST
3.	Joint Secretary	–	00	00	00	S-27 (Rs.118500-Rs. 214100)
4.	Deputy Secretary	–	05	00	05	S-25 (Rs.78800-Rs. 209200)
5.	Under Secretary	04	13	00	17	S-23 (Rs.67700-Rs. 208700)
6.	Desk Officer	01	05	04	10	S-17 (Rs.47600-Rs.151100)
<b>Total ...</b>					<b>34</b>	
<b>(Non Gazetted)</b>						
1.	Assistant Section Officer	04	25	15	44	S-16 (Rs.44900-Rs. 142400)
2.	Clerk-cum-Typist	14	16	16	46	S-6 (Rs.19900-Rs. 63200)
3.	Vehicle Driver	–	02	1	03	S-6 (Rs.19900-Rs. 63200)
4.	Stenographer Highar Grade (Uncategory)	02	03	02	07	S-16 (Rs.44900-Rs. 142400)
5.	Stenographer (Lower Grade)	00	02	03	05	S-15 (Rs.41800-Rs. 132300)
6.	Steno-Typist	04	0	05	09	S-8 (Rs.25500-Rs.81100)
<b>Total ...</b>					<b>114</b>	
<b>(Non Gazetted Class.IV)</b>						
1.	Peon	–	06	12	18	S-3 (Rs.16600-Rs.52400)
<b>Total ...</b>					<b>166</b>	

(रुपये हजारात)

## सार्वजनिक आरोग्य विभाग-मागणी क्रमांक आर-१ २२१० वैद्यकीय सेवा व सार्वजनिक आरोग्य

२२१० वैद्यकीय सेवा व सार्वजनिक आरोग्य	प्रत्यक्ष रकमा २०२४-२०२५		अर्थसंकल्पीय अंदाज २०२५-२०२६	
	1	2	3	Actuals 2025-2026
<b>एक-सारांश</b>				
०१. नागरी आरोग्य सेवा-विषम चिकित्सा	...	भारीत	--	1
		दत्तमत	4776,57,76	5059,26,18
०३. ग्रामीण आरोग्य सेवा-विषम चिकित्सा	...	भारीत	--	--
		दत्तमत	625,17,90	1075,37,66
०६. सार्वजनिक आरोग्य	...	भारीत	24,14	55,00
		दत्तमत	9210,17,29	9342,37,21
८०. सर्वसाधारण	...	भारीत	--	--
		दत्तमत	14,97,24	22,26,41
<b>२. स्थूल बेरीज</b>	...	भारीत	24,14	55,01
		दत्तमत	14626,90,19	15499,27,46
	...	<b>एकूण</b>	<b>14627,14,33</b>	<b>15499,82,47</b>
वजा वसुली	...	दत्तमत	43,02,68	--
निव्वळ बेरीज २२१० वैद्यकीय सेवा	...	भारीत	24,14	55,01
व सार्वजनिक आरोग्य		दत्तमत	14583,87,51	15499,27,46
	...	<b>एकूण</b>	<b>14584,11,65</b>	<b>15499,82,47</b>

## Public Health Department-Demand No. R.-1 2210, Medical and Public Health

(Rs. in thousands)

सुधारीत अंदाज २०२५-२०२६ Revised Estimates 2025-2026	अर्थसंकल्पीय अंदाज २०२६-२०२७ budget Estimates 2026-2027	2210, Medical and Public Health	
4	5		
<b>I-SUMMARY</b>			
1	1	--Charged...01 Urban Health Services-Allopathy.	
10946,50,50	7922,27,04	Voted	...
--	--	Charged ... 03 Rural Health Services-Allopathy.	
2637,14,39	1465,29,81	Voted	...
38,50	55,00	Charged ... 06 Public Health.	
12066,35,91	10696,82,67	Voted	...
--	--	Charged ... 80 General	
19,13,61	22,30,15	Voted	...
38,51	55,01	<b>Charged ... Gross Total</b>	
25669,14,41	20106,69,67	Voted	...
<b>25669,52,92</b>	<b>20107,24,68</b>	<b>Total</b>	...
--	--	<b>Deduct Recoveries</b>	
38,51	55,01	Charged...	<b>Net Total 2210 Medical &amp; Public Health ...</b>
25669,14,41	20106,69,67	Voted	
<b>25669,52,92</b>	<b>20107,24,68</b>	<b>Total</b>	

## DEPARTMENT - PUBLIC HEALTH

## STATEMENT -II

## Grant in Aid (With Financial Assistance) in Budget Estimates 2026-2027

(Rs. in thousands)

Sr. No.	Major/Minor/Sub- Head 2210 Medical and Public Health 01 Urban Health Services-Allopathy 110-Hospitals and Dispensaries	Name of Scheme	Budget Estimates		Remarks
			Scheme Expenditure	Committed Expenditure	
1	2	3	4	5	6
1.	110-4 Grant in aid to Mofussil Hospitals and Dispensaries (03) (01) - Grant-in-aid to Non-Teaching Hospitals Dispensaries-(2210 0173) (R-14)	Grant in aid to Mofussil Hospitals and Dispensaries	–	15,00,00	–
<b>Total ...</b>			–	<b>15,00,00</b>	–

## DEPARTMENT - PUBLIC HEALTH

## STATEMENT -III

## Grant in Aid (without Financial Assistance) in Budget Estimates 2026-2027

(Rs. in thousands)

Sr. No.	Major/Minor/Sub- Head 2210 Medical and Public Health 01 Urban Health Services 102-Employees State Insurance Scheme	Name of Scheme	Budget Estimates		Remarks
			Scheme Expenditure	Committed Expenditure	
1	2	3	4	5	6
1.	102--Employees State Insurance Scheme in Greater Mumbai (R 11 to 13)	Employees State Insurance Scheme	–	345,70,43	–
2.	2210-Medical and Public Health 01 Urban Health Services-Allopathy 110-Hospitals and Dispensaries 110-2-Mofussil Hospitals and Dispensaries (01) (01) Non Teaching Government Hospitals in Mofussil Areas (2210 0146) (R-13 & 14) (22100146)	Non Teaching Govt. Hospital in Mofussil Area	–	1707,72,17	–
3.	(01) (02) Repairs to and Replacement of Insurance and Equipment of Non-Teaching Government Hospitals in Mofussil Areas (2210 0155) (R-13)	Non Teaching Government Hospitals	–	50,00,00	–
4.	(04) (03) Venereal Diseases Clinic's (2210 0208) (R-15)	Venereal Diseases Clinic's	–	1,54,40	–
5.	(06) (02) Non-Teaching Government Hospitals and in Mofussil area. (2210 3047) (R-17)	Non Teaching Government Hospital	03	–	–
6.	(05) (01) Mental Hospitals (22100217) (R-16 & 17)	Mental Hospitals	–	227,57,52	–
7.	(03) Rural Health Services Allopathy 110-Hospitals and Dispensaries 110-5-Other Hospitals and Dispensaries (01) (01) Cottage Hospital (2210 0315) (R-23 & 24)	Non Teaching Govt. Hospital in Mofussil Area	–	98,15,99	–

(Rs. in thousands)

Sr. No.	Major/Minor/Sub- Head Scheme	Name of Scheme	Budget Estimates		Remarks
			Scheme Expenditure	Committed Expenditure	
1	2	3	4	5	6
8.	06 Public health 001 Direction and Administration (01) (08) Upgradation of Primary Health Centres into Rural Hospitals (2210 0413) (R-28 & 29)	Upgradation of Primary Health Centres into Rural Hospitals	–	1277,51,04	–
9.	010 Minimum Needs Programme Schemes in the Five Years Plan (01) (02) - Upgradation of P. H. C. into R. H. (2210 0531) (R-48)		–	171,18,97	–
10.	(06) Public Health 107-Public Health Laboratories (01) (01) Establishment of Public Laboratories (2210 0988) (R-43 & 44)		–	50,93,90	–
11.	(01) (03) Establishment of Central Public Health Laboratories (2210 1008) (R-44)	Establishment of Central Public Health Laboratories (100 Percent Centrally) Sponsored	5,19,65	–	–
<b>Total ...</b>			<b>5,19,68</b>	<b>3930,34,42</b>	<b>–</b>

### 3. MENTAL HEALTH PROGRAMME

#### Introduction :

The World Health Organization defines, Mental Health as an integral part of health; indeed there is no health without mental health and determined by a range of socio-economic, biological and environmental factors and not just the mere absence of Mental Disorder.

Mental disorder is characterized by a clinically significant disturbance in an individual's cognition, emotional regulation or behavior. It is usually associated with distress or impairment in important areas of functioning. There are many different types of mental disorders.

Mental disorders may also be referred to as mental health conditions. The latter is a broader term covering mental disorders, psychosocial disabilities and (other) mental states associated with significant distress, impairment in functioning or risk of self-harm. Due to changing environment, competitive life, outbreak of epidemic, uncertainty of survival etc. stress, depression, anxiety tension increases in society and it results to develop mental disorders in many.

#### Objective of Mental Health Programme-

- To functionalize District Mental Health Unit at district level.
- Early detection & treatment of patients.
- Targeted Intervention for School & College Students and Community.
- To make mental health services available, along with the other health services in the remote and rural population.
- To delegate various tasks and responsibilities to the suitable personnel in the general health services, in appropriate way in case of mental health services. Training of Health and Community Services.
- To associate mental health services with other general health services and to make mental health services, an integral part of general health services.
- To ensure people's participation in delivering and developing mental health care services in the society.
- To bring person living with chronic mental illness in the mainstream of society through effective implementation of rehabilitation project.
- To associate all these services with other Community / Social Development Schemes.

- IEC at state and district level.
- Monitoring & maintaining record.

#### Services Provided under Mental Health Program-

##### ● Primary Health Level

Mental health services to the rural and remote areas of the state are provided through Community Health Officers (CHO<sub>s</sub>), health nurses, health workers and ASHA at the subcenter level. Services offered at the Ayushyaman Mandir (up Centre) level have been expanded to include mental health services. Screening and referral of suspected patients is done through Community Health Officer (CHO) and Asha.

A total of 1936 Manshakti clinics have been set up in the state in primary health centers and outpatient services are being provided by trained medical officers from P. A. centres. It provides primary screening, verification of referred patients, counseling, primary treatment, awareness and referral services.

##### ● Secondary Health Level

Mental health services are being provided in all districts through District Mental Health Program (DMHP) implemented at District Hospital / Sub District Hospital through National Mental Health Program under National Health Mission. This includes the following services.

1. Outpatient services,
2. Inpatient services,
3. Medication and counselling
4. Public awareness and counseling sessions regarding mental illness at various schools, colleges, offices, old age homes etc. under Targeted Intervention.
5. Special outpatient department for senior citizens with dementia under Memory Clinic.

##### ● Tertiary Health Level

Tertiary Mental health services are provided through four (Thane, Pune, Nagpur and Ratnagiri) regional mental hospitals in the state. This includes the following services.

1. Outpatient services, Inpatient services, specialized treatments- ECT, RTMS etc.
2. Addiction treatment
3. Treatment related to various types of mental illness
4. Business training
5. Yoga and physical exercise
6. Patient Rehabilitation

**Regional Mental Hospitals (RMH) :**

- There are 4 Regional mental hospitals ( Pune-2540 Beds), (Thane-1850 beds), (Nagpur-940 beds), (Ratnagiri-365 beds), in the state having total 5695 bed strength.

- Proceedings for setting up 365 bedded Regional Mental Hospital in Mauje Udgaon District Kolhapur and Jalna. Also, a 50-bed Mental Hospital has been started

in Jalna District on a temporary basis. Also, a 100-bed Geriatric Health and Mental illness Center has been made operational at Ambajogai District Beed.

- Vide G.R. No. 2105 प्र.क्र. १३०/आ-३/२००६ for this purpose 10 bedded Psychiatric wards have been sanctioned in all Civil Hospital of the State. For this purpose total 20 new posts are sanctioned.

**Physical Performance :-****Indoor Patients (Progressive) and outdoor patients in 4 Regional Mental Hospital**

Year	Pune		Thane		Nagpur		Ratnagiri		Total	
	Outdoor	Indoor	Outdoor	Indoor	Outdoor	Indoor	Outdoor	Indoor	Outdoor	Indoor
2023-24	41063	13072	57971	10575	51599	6003	29910	1756	180543	31406
2024-25	48938	11353	56624	8910	56896	5536	27622	1207	188080	27006
2025-26	25995	9838	26399	6210	26758	3153	15657	1718	94809	20919

**Financial Performance :-****Budget and expenditure of Plan and Non Plan expenditure of Medicine / Linen and equipment  
(Rs. in Lakhs)**

Year	Budget Head 42101119 (Plan)		22100217 & 22100291 (Non Plan)	
	Sanctioned Budget (Plan)	Expenditure (Plan)	Sanctioned Budget (Non Plan)	Expenditure (Non Plan)
2023-2024	62.40	00.00	662.12	638.12
2024-2025	514.36	498.58	627.48	213.45
2025-2026	19.76	0.00	310.00	0.00

**National Mental Health Programme**

- District Mental Health Programme under the National Mental Health Programme by the Central Government has been started in the year 1997-98 in Raigad District and thereafter in all the Districts.

- Under the National Mental Health Program of the Central Government, facilities for treatment of mental illness are available in all district hospitals.

- Mental health services are provided through District Mental Health Program (DMHP) in all district of the state.

Sr. No.	Year	OPD	IPD
1	2023-2024	9,18,872	16742
2	2024-2025	16,88,261	23,308
3	2025-2026 up to Oct. 2025	8,60,539	13361

**HR Details-**

Sr. No.	Post Name	Approved	Filled
1	Psychiatrist	42	21
2	Clinical Psychologist	34	29
3	Psychiatric Social Worker	48	40
4	Psychiatric Nurse	34	29
5	Community Nurse	34	32
6	Record Keeper	34	30
7	Case Registry Assistant	34	29
	<b>Total</b>	<b>260</b>	<b>210</b>

**Services Provided Under Mental Health Program-****a) Primary Care**

- Manshakti Clinic - Mental Health Service in rural area is provided through Manshakti clinics, out of 1906 PHCs Manshakti Clinic started at 1896 PHCs.

**b) Secondary Care**

- District Mental Health Program (DMHP) all District. OPD at each level of health service point. IPD at District Hospital, Targeted Interventions at community level, Day Care Center Services, De-addiction center etc.

**c) Tertiary Care**

- Four Regional Mental Hospital (Thane, Pune, Nagpur, Ratnagiri)
- OPD, IPD, Occupational therapy, Rehabilitation, ECT, Counseling, Outreach Counseling etc. Day Care Center services, De-addiction centre.

**Physical Performance of DMHP-****A) OPD & IPD Services****B) Tele MANAS ( Tele Mental Health Assistance & Networking Across States)**

- The National Tele Mental Health Programme of India, Tele Mental Health Assistance and Net-

working across States (Tele MANAS) envisions to work as a comprehensive, integrated and inclusive 24x7 tele-mental health facility in each State and UT in India.

- In Maharashtra since 10th of October 2022 24\*7 Telemanas services started with Toll free No. 14416.
- Services provided through Three Telemanas cells (Regional Mental Hospital Thane, Pune, Geriatric Health & Mental illness Center Ambajogai) and I Mentoring unit (AIIMS Nagpur) covers 36 Districts of Maharashtra. Till Date Total 2,23,255 calls received.

**Targeted intervention at Community level activities :-**

- Targeted interventions are a resource-effective way to implement Mental Health Programme.
- Under Targeted intervention DMHP Team visits to Schools, Elderly Home, Jail, Villages regularly and conduct sessions and camps.
- In sessions Team Provides service to patients like Screening. Counseling and helping to tackle mental health problems.

**Best Practices/ Innovative activities under Mental Health Programme :-**

- Manshakti Clinic** - In remote place mental health service are being provided through Manshakti clinic under DMHP at Primary Health Center. Total 1936 Manshakti Clinic started.
- Day Care centers** - For psychosocial rehabilitation and improving the quality of life through Occupation therapy & Vocational training, total of 13 day Care Centers established till date.

- c) **Memory Clinic** - State has developed special focused clinic for Dementia issue, till date total 34. Clinic established in State. Through Dedicated Clinic service provides to dementia patient with focused on OLD AGE.

- d) **De Addiction Center** -- Maharashtra state has established De addiction center at Gadchiroli.

**Mental Health Care Act :-**

- The Mental Health Care Act 2017, India was passed on 7 April 2017 and came into force from July 7, 2018. This act rescinds/revoked the existing Mental Healthcare Act 1987.
- The highlight of the Act is to protect the rights of a person with mental illness, and thereby facilitating his/her access to treatment and by an advance directive; how he/she wants to be treated for his/her illness.
- Maharashtra has formed State Mental Authority as well as eight Mental Health review Boards (MHRB) under the mandate of the Mental Healthcare Act (2017 Maharashtra namely - Thane, Pune, Nagpur, Nashik, Akola, Chh. Sambhajinagar (Aurangabad), Latur and Kolhapur Also, the process of establishing review board at 15 places for the entire state), formed 8 review boards in 8 Health circles covers 36 districts of is underway

**Memory Clinic :-**

- Special outpatient departments for senior citizens affected by dementia under Memory Clinic have been started in 34 Districts.
- Special training has been given to the staff working under the District Mental Health Program.
- Free Medicines are also provided for dementia patients.

**Strengthening of Mental Health Services with help of NGOs-**

A MoU has been entered into with the following NGOs for strengthening mental health services.

- **M Power - Aditya Birla Group** - Helps to strengthen Mental Health services in Community in all 34 Districts.
- **Shradha Foundation** - Rehabilitation services for Patients in Four Regional Hospitals.
- **Udaan** - Helps to strengthen Mental Health services in Nagpur District.
- **NIMHANS Bangalore** - Capacity building of Primary Health Care Team.

**Financial Performance :-**

Sr. No.	Year wise details of Budget under DMHP			
	Year	PIP Approved (In Lakhs)	Expenditure (In Lakhs)	% of Expenditure
1	2023.24	732.85 (Prioritized Budget)	356.56	48.65
2	2024-25	330.94	261.39	79.0
3	2025-2026	701	47.29	6.2

## 4. HOSPITAL SERVICES

### Introduction :

Government of Maharashtra has given priority for prevention of diseases and to provide curative services to the people through the network of Primary Health Centers, Rural Hospitals, Sub-district Hospitals, District Hospitals, Woman Hospitals and General Hospitals. Referral Services are provided through district hospitals & Sub-district hospitals and rural hospitals.

#### Hospitals in the state

Hospitals	Func- tioning	Available Bed Strength
<b>District Hospitals</b>	20	5127
a) Sub District Hospitals (100 beded)	33	3300
b) Sub District Hospitals (50 beded)	71	3550
Women hospitals	23	2905
General Hospitals	08	1382
Rural Hospitals (30 bedded)	371	11130
Regional Referral Service Hospitals	02	320
<b>Total</b>	<b>528</b>	<b>27714</b>

### I] District Hospitals :

The Speciality Services Provided at various Hospitals are as Follows.

No.	Specialties	No.	Specialties
1.	General Medicine	8.	Pathology
2.	General Surgery	9.	Psychiatry
3.	Obstrtrics & Gynaecology	10.	Dermatology
4.	Pediatrics	11.	Chest diseases - & TB
5.	Orthopedics	12.	Ophthalmology
6.	Anesthesia	13.	ENT
7.	Radiology	14.	Dental Services

### Services & Activities :

**1. I.C.U. :** Government has sanctioned Intensive Care Unit (6 beds) in District / General Hospitals with the additional staff of 18 for I.C. Unit. Necessary equipments are provided for these Intensive Care Units.

**2. SNCU Ward (Special Newborn Care Unit) :** By keeping low birth weight and preterm infants under intensive care, it is possible to significantly reduce the mortality rate. Therefore, facilities for newborn care have been made available in all district hospitals and women's hospitals in the state. For these special care units, 10

(H) 105-(Part-I)-E-4

additional staff members have been appointed, and the necessary medical equipment has been supplied.

**3. Burn Ward :** To reduce the mortality in Burn cases separate burn wards are sanctioned. 3 posts (2 Class II Staff Nurse and 1 class IV Sweeper) are sanctioned for this ward. There are 5 beds for male and 5 for female.

**4. C.T. Scan :** For diagnosis of various diseases CT scan is required. C.T.Scan facilities are available at all District Hospitals.

**5. Psychiatric ward :** As per Government Resolution dated 1/3/2006, 10 beded psychiatric ward is sanctioned for 19 district hospitals. Under this 20 posts are sanctioned.

**6. Sonography Services :** To make correct diagnosis of diseases sonography facility is made available in all district hospitals, women hospitals, and general hospitals.

**7. Dialysis Services :** Dialysis services are made available in 66 Hospitals which includes, all District Hospitals, General Hospital, Super speciality Hospital, Woman Hospital Nanded, Sub District Hospital, 425 Dialysis machines are available In these Hospital. Training provided to M.O. Physician, dialysis technician and staff nurse in all Hospitals, Nephrologist is appointed on contract in all Hospitals.

### I] Woman Hospitals:

To provide health facility for women in the Maharashtra state 23 woman Hospital are functional. In this hospital pre-natal and post-natal health services are provided. In this hospital separate cell is formed for newborn care.

In this Hospital following specialist available for treatment :-

- |                             |                      |
|-----------------------------|----------------------|
| 1) Physician                | 2) General Surgeon   |
| 3) Obstetrics & Gynaecology | 4) Pediatrics        |
| 5) Anaesthesia              | 6) X-ray Specialist. |

### II] Sub-district hospitals :

33 SDH (100) are functioning of which 30 rural Hospitals (30 Beded) are upgraded to 100 Beded Sub-District Hospital. 71 Rural Hospitals (30 Beded) are upgraded to 50 Bedded Sub-District Hospitals. At these Sub-District Hospitals the patients referred from PHC's and Rural Hospitals are treated by providing specialist and surgical Services. For Sub-District Hospitals (100 Bedded), 8 specialty services and for Sub-District Hospitals (50 Bedded) 5 specialty services are made available.

Security, ambulance, diet and cleaning services are made available in these hospitals on contract basis.

No.	Specialities available in SDH 100	No.Specialities available in SDH 50
1.	General Medicine	1. General Medicine
2.	General Surgery	2. General Surgery
3.	Obstetrics & Gynaecology	3. Obstetrics & Gynaecology
4.	Pediatrics	4. Pediatrics
5.	Orthopedics	5. Anesthesia
6.	Anesthesia	
7.	Ophthalmology	
8.	Dentistry	

### III ] Rural Hospitals:

In State 371 rural hospitals are functional in the state. It is 30 bedded referral hospitals with 1 medical superintendent, specialists like Gynecologist, Pediatrician and Anesthetist. Cases referred by PHC are treated in RH, X-ray facility, Laboratory and ambulance services are also available in RH. Staffing norm is 25 and security, ambulance, diet and cleaning services are on contract basis.

#### IV] Trauma Care Services :

Government has decided to provide Trauma Care ward with staff, equipment and well-equipped ambulance in the hospitals, which are placed on National Highway. 117 Trauma Care has been sanctioned in the state. out of which 78 are functional. A staff of 15 is sanctioned for these Trauma care units.

#### V] Super Specialty Services :

##### A] Nashik -

Super Specialty health services are available in some Medical Colleges. State Government has taken a decision to establish Super Specialty Hospital at Nashik, Which was started functioning from 26 June 2008.

The following services are made available at this hospital.

\* Cardiology, Cardiovascular and cardiothoracic surgeries.

\* Nephrology & Urology.

\* Oncology and Chemotherapy Unit & Oncosurgeries.

##### B] Amravati -

Super Speciality Hospital Amravati, started

functioning from 26 May 2008. The following services are made available at this hospital in first phase.

\* Nephrologys & Urology.

\* Plastic Surgery.

\* Pediatric Surgery

In second phase following services will be made available

\* Cardiology and Cardio Vascular and Thoracic Unit

\* Oncology and Chemotherapy Unit.

\* Neurology & Neurosurgery

### VI] Disability Assessment and certification based on "The Right of persons with disability Act, 2016"

To raise social status and make equal opportunities available for disabled persons the Government of India has introduced.

The following documents are required for obtaining handicap certificate :

- 1) Two copies of Identity Card Size Photographs
- 2) Residential Proof (Ration Card/Electric Bill/Domicile Certificate etc.)
- 3) Purpose of requirement of Certificate.

#### Services provided -

1. Supply of appliances to disabled persons.
2. Rehabilitation of disabled person.
3. Surgical correction of disability.
4. Physiotherapy.
5. Occupation therapy.
6. Construction of ramps at all hospitals.

As a part of e-governance and to get the correct assessment of the disability, Government has launched online certification system. The certificate is issued by a medical board consisting of three members, one of which is the concerned specialist. Only those persons with disability of more than 40% will only get the certificate of Disability. The assessment and certification of the disability is done every working Wednesday.

Validity of the temporary certificate will be maximum 5 years from the date of issue or till the period mentioned on the certificate. For permanent certificate, the validity will be life long. The new GR issued on 14th Septe. 2018 which cover 21 disabilities for certification. The 21 types of disabilities for Divyang Certificate are as follows.

- 1) Blindness, 2) Hearing Impairment (deaf and hard of hearing), 3) Locomotor Disability, 4) Mental Illness, 5) Intellectual Disability, 6) Multiple Disabilities including deaf-blindness, 7) Dwarfism, 8) Autism Spectrum Disorder, 9) Cerebral Palsy, 10) Muscular Dystrophy, 11) Chronic Neurological conditions, 12) Specific Learning Disabilities, 13) Multiple Sclerosis 14) Speech and Language disability, 15) Thalassemia, 16) Hemophilia, 17) Sickle Cell disease, 18) Acid Attack victim, 19) Parkinson's disease, 20) Low-vision, 21) Leprosy Cured persons.

## 5. STATE BLOOD TRANSFUSION SERVICES

### 1. Introduction/AIMS/Objectives :

The State Blood Transfusion Council has been established in Maharashtra by the State Government vide Resolution dated 2nd & 4th July 1996 as per the directives of Hon. Supreme Court of India dated 4th January 1996. The Council is registered as Society with the Registrar of Society under 1860 Act, on 22nd January 1997 and subsequently with Charity Commissioner as Trust under BPT Act, 1950 on 17th February 1998.

The main aim of the Council is to **ensure sufficient supply of safe blood and blood products at reasonable cost.**

The Management of affairs of the council is vested with the Governing Board comprising of 17 representatives from Public and private sector. The Additional Chief Secretary Public Health Department is the President and the Director Health Services is the Ex. Office Director of the Council and is assisted by Asst. Director ( SBTC) to undertake day to day work of the Organization.

### 2. Blood Transfusion Services infrastructure :

At present there are 402 registered and licensed blood Centres in the State. The operation of blood collection, its testing processing, storage and distribution is undertaken by these licensed blood Centers.

Out of these 402 blood Centres 371 blood centres have component preparation facility. & 171 blood centres have Aphaeresis facility (Collection of specific blood component from the donor with the help of Automatic Machine).

### 3. Functional blood centres Sector Wise :

Govt./Mun. Corporation	...	79
Red Cross	...	13
Trust	...	297
Private	...	13
<b>TOTAL</b>	...	<b>402</b>

### 4. Blood Collection Data :

#### Year wise Blood Collection (Jan-Dec.), Blood Transfusion Services, Maharashtra Figures in Lakhs Units

Year	Total Collection	Voluntary	Replacement	Vol%	No. of Camps
2018	16.56	16.37	0.18	98.88	28222
2019	17.23	17.07	0.15	99.07	29366
2020	15.46	15.31	0.15	99.02	26104
2021	16.73	16.58	0.15	99.07	28926
2022	19.28	19.15	0.13	99.32	34677
2023	20.44	20.36	0.08	99.58	33807
2024	21.68	21.61	0.07	99.67	35812
<b>2025 (Jan. to Oct.)</b>	<b>19.26</b>	<b>19.18</b>	<b>0.08</b>	<b>99.56</b>	<b>341868</b>

## 5 Blood Service Charges :

As per Maharashtra Govt. Circular No. राससे -२०१३/ प्र.क्र. २९६/आ-५ Dt. 8th February 2023, Blood and Blood component processing charges are as follows.

### Non Govt. Blood Centres

S. N.	Description	Revised Processing Charges as per NBTC Guidelines
1	Whole Blood	Rs. 1550/- per unit
2	Packed red Cells	Rs. 1550/- per unit
3	Fresh Frozen Plasma	Rs. 400/- per unit
4	Platelet concentrate	Rs. 400/- per unit
5	Cryoprecipitate	Rs. 250/- per unit

As per Maharashtra Govt. Circular No. राससे -२०१५/ प्र.क्र. २९६/आ-५ Dt. 8th February 2023, Revised Blood and Blood component charges are as follows.

### Govt. Blood Centres

S. N.	Description	Revised Processing Charges as per NBTC Guidelines
1	Whole Blood	Rs. 1100/- per unit
2	Packed red Cells	Rs. 1100/- per unit
3	Fresh Frozen Plasma	Rs. 300/- per unit
4	Platelet concentrate	Rs. 300/- per unit
5	Cryoprecipitate	Rs. 200/- per unit

**Free blood is provided to the patients admitted in the Govt. hospital.**

### Platelet by Apheresis Method

Non-Govt. : Rs. 11,000/- per unit

Govt. : Rs. 9,000/- per unit

## 6 .Important Activities :

### 6.1 Uniform Voluntary Blood Donor Card:

As per Government Resolution No. RRS/2001/827/2002 the Council has given a directive to all Blood Centres to implement the system of uniform Voluntary Blood

Donor Card. As per this directive, a blood donor who is given this uniform Voluntary Blood Donor card is entitled to one unit of blood free of charge from any Govt. Blood Centre across the state for the use of his friends/relatives in times of their need.

### 6.2 Rally for creating awareness about Blood Donation :

Every year 14th June is celebrated as “**World Blood Donor day**” and. 1st October is celebrated as “National Voluntary Blood Donation Day” Activities such as awareness march, Blood donation camp, blood grouping camps, slogan writing, essay competition, Rangoli competition are organized at all district places in the state.

### 6.3 Free Blood to patients of Thalassemia / Hemophilia :

As per the instructions of the Govt. of India all Government, Non-Government and Corporation Blood Centers have been directed to provide free blood to all patients suffering from thalasseinia, hemophilia, sickle cell anemia and other blood dyscrecia which require repeated blood transfusion. There are total 12,938 Thalassemia, 6,054 Hemophilia and 12,388 Sickle Cell patients registered with S.B.T. C.

### 6.4 Green Card Scheme :

Govt. of Maharashtra vide resolution dt. 21st August 2006 has informed all the Govt./Hospitals in the State to provide priority health care service to blood donors, who have donated blood for more than 4 times. The activity is continuous & routinely undertaken.

### 6.5 State Blood Transfusion Council Website :

The State Blood Transfusion Council has launched its website [www.mahasbtc.org](http://www.mahasbtc.org) on 14th June, 2006 This has facilitated the patients, blood Centre & hospital to obtain information about availability of blood at nearest place and hence has reduced the inconvenience to the needy person. The daily updated Blood stock of blood Centres is available on the website.

### 6.6 Sir J.J. Mahanagar Raktakendra :

Fully automated modern “State of Art Blood Centre” for the city of Mumbai was made operational on 25th Feb, 2009. It is a 100% voluntary blood centre, 100%

blood components are prepared in this centre, facility of mobile blood donation van, Barcode blood bags & safe blood supply are additional features of the blood Centre., Total 23304 units of blood were collected & about 58010 blood components were prepared in the year 2024.

### **7. Special achievement :**

#### **7.1 Certificate of excellence for outstanding performance**

The State Blood Transfusion council, Maharashtra has been felicitated with National Award i. e. Certificate of Excellence for outstanding performance and trophy on World Blood Donor Day 14th June, 2014 by Dr. Harshvardhan, the Hon'ble Health & Family welfare Minister, Govt. of India.

#### **7.2 SKOTCH award of excellence for innovative scheme.**

The Blood on Call scheme launched by the SBTC has received prestigious SKOTCH award 2014 on 19.09.2014.

#### **7.3. Award of Excellence-2015**

The SBTC has received the Award of Excellence for Blood on call scheme for Promotion of Voluntary Blood Donation using Digital Technology and Social Media on World Blood Donor Day i. e. on 14th June, 2015. The award consists of a certificate and golden trophy.

#### **7.4. Award of Excellence 2016.**

On World Blood Donor Day i. e. 14th June 2016 Sir J. J. Mahanagar Raktpedhi, Byculla, Mumbai, Managed by SBTC has received award of excellence from NACO and NBTC, New Delhi for achieving the target of 100 % voluntary blood donation.



## 6. ACTIVITIES PERFORMED UNDER PRIMARY HEALTH CENTRE DISTRICT LEVEL SECTION

Public Health Department provides Primary Health Services in Rural Population of state through the Network of health Institutions which include 1953 Primary Health Centers, 10788 Sub Centers, 462 Ayurvedic Dispensaries, 92 Allopathic Dispensaries, 121 Primary Health Unit, 66 Mobile Health Unit, 13 Mufsal Dispensaries, 4 Nagari Dispensaries, 31 ZP Dispensaries, 25 Unani Dispensaries and 37 Ashramschoo Health Units.

Government provide establishment grants to Z.P. under Z.P. and Panchayat Samiti ordinance rule 961, clause 183 form this grants solar grants provided to DHO / THO office and all health institutes.

Grant for plan schemes under DPDC were provided Under Rule 1951, section 187 of the Maharashtra Zilla Parishad.

As per present need of Zilha Parishad health department some schemes are amalgamated while some new schemes are introduced in DPDC vide Government GR PHD no. budget 2020/Case No. 73/budget Date 09-11-2021 as follows-

- 1) Purchase of Medicine, equipment and consumables for Primary Health Centers/Sub centers.
- 2) Construction/extension/maintenance/repair/fire safety audit & fire safety equipment/ their maintenance/ structural audit/electrical audit/deep Barial pit.
- 3) Purchase of Ambulance for Primary Health centers and maintenance.
- 4) Strengthening of Primary Health centres/Sub centres/ Ayurvedic and Unani Dispensary.
- 5) Construction of Primary Health Units/ Zilha Parishad Dispensary.

As per direction from Hon. Governor state Government provide grants to remove regional imbalance.

- 1) Regional Imbalance - Establishment and construction of Primary health centres and Sub centres.

### Sub-Centres :

#### 1) Rendor following Services :-

Antenatal check up, immunisation, treatment of minor ailments, maternal and child health services, investigation of suspected TB, Malaria and leprosy cases, their treatment and referral, health eduaction. There is one each male and female MPW and a part time lady attendant at each sub centre.

#### 2) Primary Health Centres :-

In addition to the services provided as above by sub centres, additional services are given by PHC. These services are - OPD, 6 beds indoor ward, Emergency services, Operative & Laboratory facilites, implementation of various health programmes, family planning services and treatment of patients referred by sub centres. Staffing norm of PHC is 15, out of which cleaning and Ambulance services are contracted out.

### 3) Population Norm for establishment of Health Institution as per the Guidelines of Government of India :

Sr. No.	Institutes	Population Norm	
		Tribal	Non-Tribal
1.	Primary health centre	20000	30000
2.	Sub-centre	3000	6000

### 4) Master Plan For Establishment of As per Institutes Population of 2001 :-

As per census 2001 population, based on population norm for establishment of Health Institutions and also as per revised norm of distance of health institution from village (SC-within 6 km., PHC-within 25 km.), provision of additional man power to health institution and other relevant norms, Master Plan for establishment of new health institutes (PHC/SC) and provision of additional manpower is sanctioned by the Government of Mharashtra as per Public Health Department GR dated 17th January 2013 & 9 June, 2014.

Sr. No.	Health Institutes	Sanctioned No.
1.	Primary health center	273
2.	Sub Centres	911

But while working on Master Plan 2001, there has been a duplication of some names of Primary Health Centers and Sub-centers. Govt. has issued a revised Corrigendum Dt. 15-01-2018 for this.

Sr. No.	Health Institutes	Sanctioned No.
1.	Primary health center	1953
2.	Sub Centres	10788

### 5) Additional Manpower to PHC & SC is proposed as under :-

Sr.	Post	Primary Health Center	Subcenter	Total
1.	Medical Officer	210	--	210
2.	Lab. Technician	91	--	91
3.	M .P. W. (F)	1072	3579	4651
4.	M. P. W. (M)	--	3058	3058
Total		1373	6637	8010

Govt. has given permission to fill these post vide Govt. Letter पदभ-२०१६/प्रक्र.९/ आरोग्य-३ दि. १८.०१.२०१६. As per govt.letter dt. 08-03-2016 communicated to all DHOs to fill the post.

### 6) MASTER PLAN FOR ESTABLISHMENT OF INSTITUTES AS PER POPULATION OF 2011 :-

Based on census 2024 population. New Master Plan for establishment of Health institutes is in progress. The committee has decided the population and distance norms for the establishment of health institutes.

Sr. No.	Institutes	Population Norm	
		Non-Tribal	Tribal/Naxalite/Hilly
1.	Sub-Center	5000	3000
2.	Primary health center	30000	20000

Sr. No.	Institutes	Distance Norm	
		Non-Tribal	Tribal/Naxalite/Hilly
1.	Sub-Center	6 km	4 km
2.	Primary health center	25 km	15 km

As per Government letter dated 19/07/2021 Government has given direction that department should submit a Master Plan on the basis of year 2011 Population, using same guidelines which are used for preparing Master Plan of 2021.

As per Government letter Technical support has taken from MRSAC (Maharashtra Remote Sensing Application Center) in the Geo mapping of all institutes. GIS mapping of Primary Health Centers and Sub centers has completed and validation of that Mapping is also completed at regional office of MRSAC institute. At Present, the MRSAC Institute has prepared maps of all the District of the state in terms health facilities and the maps of all the Districts have been received the process of investigating whether the health facilities meet the population and spacing criteria proposed by the District health Offices.

MRSAC has Submitted the analytical report as per norms 126 places/Villeges are identified for establishment of new PHCs and 2463 places/villeges are identified for establishment of Sub centers. MRSAC has also analysed the proposals sent form different Districts and on the basis of population norms 74 PHCs and 694 Sub centers are fulfilling the criteria.

The praposals as per 2011 population (estimated) is submitted to Public Health Department Govt. of Maharashtra on 9/11/2023.

### 7) NORM FOR SUPPLY OF MEDICINES FOR HEALTH INSTITUTIONS :-

As per G.R. dated 6-2-2007. norms of budget for supply of medicines to PHCs and Sub Centres are increased and the revised norms are as follows :

Sr. No.	Institutes	Tribal	Non-Tribal
1.	Primary Health center	Rs. 160000	Rs. 120000
2.	Sub-Center	Rs. 12000	Rs. 12000

### 8) AMBULANCE SUPPLY FOR PRIMARY HEALTH CENTERS :-

474 Ambulances (Type B Patent) Ambulance (BI) Non AC by removing 15 years or more then 15 years of age (age) for health institutions in the State under the Motor Vehicle (Decommissioning) and Registration Rules 2021 A Proposal of Rs. 96,85,09,506/- was submitted to the Government by way of supplementary demand for purchase as per budget. An amount of Rs. 251,00,00,000/- has been sanctioned through supplementary demand for purchase of ambulances for health institutions.in mansoon sessionas for approval winter sessionas Rs. 25.25 Crore as per proposal submitted to Government.

But since the grant available is less and insufficient, at present the process for procurement of a total of 281 ambulances is underway. Also, the remaining 193 health institutions will be able to proceed with the purchase of ambulance supplies after the availability of grants through supplementary requisitions.

### 9) Norms for The P.O.L. for Primary Health Centres :

As per Government Circular dated 21-10-2008 the norms for PHC vehicle P.O.L. has been changed as 1000 liters per P.H.C. vehicle per year.

Govt. Ambulance have been provided to primary health centres. The Ambulance on contract basis have been provided to the health instituites where Govt. ambulance are condemned or not in working condition. Health services are being provided to the rural population in the state with help of this Govt. & on contract basis ambulances.

### 10) The Status of Sanctioned health institutions Be for :- Sanction Master Plan

Sr. No.	Institution	Total Institutions	Construction Completed	Construction under progress	Construction not started
1.	Primary Health Center	2216	1953	95	188
2.	Sub Center	11637	10778	271	1008

**11) The Construction Status of health institutions Under Master Plan As per Population of 2001 :-**

Sr. No.	Institution	Total Sanctioned Institutions	No. Of institutes where land is available	No. of institutes where funds are available for construction	No. of institutes where 75 % construction completed	As per Various GR No. of institutes where posts are sanctioned
1.	Primary Health Center	327	254	218	164	155
2.	Sub-Center	936	669	463	345	305

**12) Performance of Primary Health Centres :**

Status report of performance of primary health centres for the Year 2019 to 2024-25 is as follows :-

Sr. No.		2019-20	2020-21	2021-22	2022-23	2023-24	2024-25	April to Sep. 2025
1.	OPD	36982291	18465492	18061283	26224710	32017789	18594796	38648186
2.	IPD	2220285	982765	964005	1422321	1052980	581765	1135609
3.	Deliveries	119213	129104	94409	101061	87808	41807	85858

**13) Performance of Sub Centres :-**

Status report of performance of Sub centers for the year 2021-22 to year 2024 - 2025 is as follows :-

Sr. No.	Subject	2021-22	2022-23	2023-24	2024-25	April to Sep.2025
1.	Ouppatient	23762051	32280291	27466965	17576685	17283454
2.	Childbirth	77625	77625	51929	24164	17938

**14) Regional Imbalance Scheme :-**

The Report of Regional Imbalance of Public Health Department has presented in 1997 by in Indicator and Backlog Committee. Following backlog has been finalized by this Committee.

**A) Physical Backlog :-**

The Committee has appointed to review comparison of region and regional imbalance has given report on dt : 31/03/1994 and showed physical backlog as follows :

Sr. No.	Institutes	Backlog
1.	Primary Health Centers	85
2.	Sub-Centers	811

**At present, the physical backlog has been removed as follows**

Sr. No.	Institutes	Backlog 1994	Removed Backlog	Remaining Backlog
1.	Primary Health Centers	85	83	2
2.	Sub-Centers	811	786	25

**Construction of Health Institute under Regional Imbalance**

Sr. No.	Institutes	Sanctioned Institutes	Construction Completed	Remaining Backlog Institutes	Construction Started	Construction not yet Started	Remarks
1.	Primary Health Centers	85	83	2	1	1	Shifting of institutes according to master plan due to not availability of land -01
2.	Sub-centers	811	786	25	19	06	Funds not available -04 Land not available -02
	<b>Total</b>	<b>896</b>	<b>869</b>	<b>27</b>	<b>20</b>	<b>07</b>	

Government has instructed to suggest other health institutes sanction in Master plan for which land is available instead of original RI health institutes for which land is not available for so many years so that 100% removal of Physical Backlog will be Possible. Vide Government GR Dt. 04/01/2020 total No. of 28 Sub Center, 1 Primary Health center and 4 rural Hospital are substituted. Accordingly. Proces of availing funds to these institutes is under progress.

In the financial year 2024-25, under the head of Account 22103065, the Government vide letter dated 22.05.2024 has budgeted a total fund Rs. 40.00 Crore. The proposal for making the said fund has been submitted to the Government through this commission vide letters dated 08.08.2024 and 04.10.2024, 10.10.2024, 11.10.2024.

Proceedings are underway at the Government level to distribute the said funds for ongoing and new Constructions of 17 primary health centers and 11 sub-centres.

**B) Bed Backlog Removal :-**

As per Committee Report 1994,

1.	Original Bed Backlog	19523
2.	Bed Backlog as on dt : 01-04-2007	11892
3.	Removal of Backlog under Special Program A) 1 bed in SC B) 4 bed in PHC	6323 3076
	<b>Total</b>	<b>9399</b>
4.	Bed Backlog as on dt : 31-03-2016	1812
5.	Bed Backlog as on dt : 31.03.2023	1138

**15) Ashram school Mobile Medical Unit :-**

In Tribal area Government establish ashram school where tribal students take education and stay in that school only. For providing medical facilities to these students 37. Ashram school mobile units were formed with vehicle and this team include Medical Officer and para medical staff. This unit has assigned job of visiting these ashram schools and give medical facility at their door stapes.

Looking at the mass figure of ashram school deaths Honble. Governor has appointed committee under chairmanship of Dr. Subhash Salunkhe to suggest remedies for ashram school deaths vide G.R. dated 30/

05/2016. This committee has suggested some major to public health department has acted as follows.

1) In Sub Center where two ANM's are functioning one ANM's headquarter should be shifted to Ashram school provided that ashram school must arranged quarter to that ANM.

2) Sub Center which distance is less than 5 km from ashram school, ANM should visit nearest ashram school twice in a week. And subcentre which distance more than 5 km form ashram school ANM should visit ashram school once in a week.

### Health Institute Sanction Post Norms

Sr. No.	Health Institute	Designation	Sanction Post
1.	<b>Primary Health centre</b>	Medical Officer	2
2.		Health Assistant (Male)	2
3.		Health Assistant (Female)	1
4.		ANM	1
5.		Lab Assistant	1
6.		Pharmasist	1
7.		Junior Clerk	1
8.		Driver	1
9.		Swiper	1
10.		Lady Attendant	1
11.		Male Attendant	3
		<b>Total Sanction Post</b>	<b>15</b>
1.	<b>Sub Centre</b>	ANM	1
2.		Health Worker	1
3.		Part time lady Attendant	1
		<b>Total Sanction Post</b>	<b>3</b>
1.	<b>Rehabitation Hospital</b>	Medical Officer	1
2.		Pharmasist	1
3.		Health Worker	1
4.		Peon	1
		<b>Total Sanction Post</b>	<b>4</b>
1.	<b>Ayurvedic Hospital</b>	Medical Officer	1
2.		Pharmasist	1
3.		Peon	1
		<b>Total Sanction Post</b>	<b>3</b>
1.	<b>Primary Health Unit</b>	Medical Officer	1
2.		Pharmasist	1
3.		Driver	1
4.		Peon	3
		<b>Total Sanction Post</b>	<b>6</b>
1.	<b>Mobile Health Units</b>	Medical Officer	1
2.		Peon	1
		<b>Total Sanction Post</b>	<b>2</b>
1.	<b>Mufsal Hospital</b>	Medical Officer	1
2.		Pharmasist	1
3.		Peon	1
		<b>Total Sanction Post</b>	<b>3</b>
1.	<b>Urban Hospital</b>	Medical Officer	1
2.		Pharmasist	1
3.		Peon	1
		<b>Total Sanction Post</b>	<b>3</b>
1.	<b>Unani Hospital</b>	Medical Officer	1
2.		Pharmasist	1
3.		Peon	1
		<b>Total Sanction Post</b>	<b>3</b>
1.	<b>Z. P. Hospital</b>	Medical Officer	1
2.		Health Worker	2
3.		Pharmasist	1
4.		Lady Attendant	1
5.		Male Attendant	1
		<b>Total Sanction Post</b>	<b>6</b>
1.	<b>Allopathic</b>	Medical Officer	1
2.		Drug Manufacturing Officer	1
3.		Attendant	1
		<b>Total Sanction Post</b>	<b>3</b>

## District wise Health institute

Sr. No.	Primary health centre	Sub centre	Ashram School Units	Rehabitation Hospital	Ayurvedic Hospital	Alopathic Hospital	Primary health Units	Mobile health units	Mufsal Hospital	Urban Hosoiatl	Unani Hosoiatl	Zp Hosoiatl
1.	Thane	191	1	-	1	-	5	-	-	-	-	2
2.	Palghar	315	4	-	4	-	18	3	-	-	-	5
3.	Raigad	288	1	-	-	-	3	-	-	-	-	7
4.	Nashik	592	6	-	10	-	-	15	-	-	-	-
5.	Nandurbar	293	4	11	7	-	8	-	-	-	-	-
6.	Jalgaon	443	1	-	18	-	-	1	-	-	-	-
7.	Dhule	232	2	-	13	-	-	-	-	-	-	-
8.	Ahamadnagar	565	2	-	2	-	5	-	-	-	-	-
9.	Pune	543	2	-	12	-	11	8	-	-	-	-
10.	Sangali	357	-	-	14	1	2	-	-	-	-	-
11.	Solapur	434	-	-	5	-	1	-	-	-	-	-
12.	Satara	414	-	-	17	-	6	-	3	-	-	-
13.	Kolhapur	413	-	-	16	-	-	6	-	-	-	7
14.	Ratanagiri	378	-	-	-	-	-	-	-	-	-	-
15.	Sindudurga	248	-	-	-	-	-	-	-	-	-	10
16.	Chh. Sambhaji N.	279	-	-	4	-	-	-	2	-	6	0
17.	Jalana	223	-	-	3	-	2	-	1	-	3	-
18.	Parbhani	215	-	-	4	-	4	-	1	-	2	-
19.	Hingoli	139	-	-	3	-	4	-	-	1	-	-
20.	Latur	252	-	-	7	-	-	-	-	-	1	-
21.	Nanded	383	2	-	7	-	-	4	-	-	6	-
22.	Dharashiv	216	-	-	5	-	-	-	-	3	2	-
23.	Beed	296	-	-	8	1	3	-	4	-	5	-
24.	Akola	179	-	-	25	4	-	2	-	-	-	-
25.	Washim	159	1	-	9	1	1	-	-	-	-	-
26.	Anrawati	340	2	-	65	18	12	8	-	-	-	-
27.	Buldhana	282	-	-	70	5	-	-	-	-	-	-
28.	Yaotamal	450	2	-	19	1	1	2	-	-	-	-
29.	Nagpur	317	1	-	33	25	1	3	-	-	-	-
30.	Gondhiya	258	1	-	26	3	-	4	-	-	-	-
31.	Bhandra	193	-	-	29	4	-	-	-	-	-	-
32.	Chandrapur	342	1	-	10	9	-	7	-	-	-	-
33.	Wardha	183	-	-	11	20	-	-	-	-	-	-
34.	Gadchiroli	376	4	-	5	-	34	3	2	-	-	-
TOTAL	1953	10788	37	11	462	92	121	66	13	4	25	31

<b>Ashram School Units</b>			
<b>Sr. No.</b>	<b>Circle</b>	<b>District</b>	<b>Ashram School Units</b>
1.	<b>Thane</b>	<b>Thane</b>	Shhapur
2.		<b>Palghar</b>	Wada
3.			Jawar
4.			Kasa
5.			Talasari
6.	<b>Nashik</b>	<b>Raigad</b>	Pen
7.		<b>Nashik</b>	Nashik
8.			Dindori
9.			Peth
10.			Surgana
11.			Kalvan
12.			Igatpuri
13.		<b>Dhule</b>	Sakri
14.			Shirpur
15.		<b>Nandurbar</b>	Akkikuwa
16.			Navapur
17.			Dhadgaon
18.			Dhadgaon 2
19.	<b>Jalgaon</b>	<b>Ahamadnagar</b>	Yaval
20.			Akole
21.			Rajur
22.	<b>Pune</b>	<b>Pune</b>	Ghodegaon
23.			Junnar
24.	<b>Latur</b>	<b>Nanded</b>	Bodhadi
25.			Sakhrani
26.	<b>Akola</b>	<b>Wasim</b>	Washim
27.		<b>Amaravati</b>	Chikhldara
28.			Darani
29.		<b>Yawatmal</b>	Yawatmal
30.			Padharkavdha
31.	<b>Nagpur</b>	<b>Nagpur</b>	Ramtek
32.		<b>Gondiya</b>	Devari
33.		<b>Chandrapur</b>	Gadchadur
34.		<b>Gadcdhiroli</b>	Gadchiroli
35.			Kurkheda
36.			Aheri
37.			
		<b>Total</b>	<b>37</b>

<b>Rehabilitation Hospital</b>			
<b>Sr. No.</b>	<b>District</b>	<b>Taluka</b>	<b>Rehabilitation Hospital</b>
1.	Nandurbar	Taloda	Narmadasagar
2.	Nandurbar	Taloda	Dekati
3.	Nandurbar	Taloda	Amoni
4.	Nandurbar	Taloda	Razava
5.	Nandurbar	Taloda	Amali
6.	Nandurbar	Taloda	Gopalpur
7.	Nandurbar	Taloda	Tarhavad
8.	Nandurbar	Taloda	Vadchil
9.	Nandurbar	Taloda	Chikhali
10.	Nandurbar	Taloda	Wadi
11.	Nandurbar	Taloda	Kathrd Digar

### Ayurvedic Hospital

Sr. No.	District	Taluka	
1.	Chandrapur	Gondpimpri	Bhangaram Talodhi
2.	Chandrapur	Gondpimpri	Vittalwada
3.	Chandrapur	Mul	Rajgad
4.	Chandrapur	Chimur	Vadsi
5.	Chandrapur	Varora	Chikani
6.	Chandrapur	Varora	Temudra
7.	Chandrapur	Bhadravati	Chora
8.	Chandrapur	Korpana	Vansadi
9.	Chandrapur	Korpana	Kodashi
10.	Chandrapur	Korpana	Pardi
11.	Buldhana	Buldhana	Masla bk
12.	Buldhana	Buldhana	Deulgaon
13.	Buldhana	Buldhana	Dogar Khandala
14.	Buldhana	Chikhli	Shelsur
15.	Buldhana	Chikhli	Peth
16.	Buldhana	Chikhli	Gangalgaon
17.	Buldhana	Chikhli	Deulgaon Dhangar
18.	Buldhana	Deulgaon Raja	Digras
19.	Buldhana	Deulgaon Raja	Dhadrwadi
20.	Buldhana	Deulgaon Raja	Jambhora
21.	Buldhana	Deulgaon Raja	Vadradi
22.	Buldhana	Deulgaon Raja	Dusarbid
23.	Buldhana	Deulgaon Raja	Sheurjana
24.	Buldhana	Lonar	Guankhed
25.	Buldhana	Mehakar	Sonati
26.	Buldhana	Mehakar	Vishvi
27.	Buldhana	Mehakar	Shelgaon Deshmukh
28.	Buldhana	Mehakar	Lonigavali
29.	Buldhana	Mehakar	Varvand
30.	Buldhana	Mehakar	Ghatbori
31.	Buldhana	Mehakar	Naigaon Deshmukh
32.	Buldhana	Mehakar	Shedala
33.	Buldhana	Mehakar	Brmhpuri
34.	Buldhana	Khamgaon	Geru Matargaon
35.	Buldhana	Khamgaon	Andarj
36.	Buldhana	Khamgaon	Lokhada
37.	Buldhana	Khamgaon	Pipri Korde
38.	Buldhana	Khamgaon	Gonapur
39.	Buldhana	Khamgaon	Varni
40.	Buldhana	Khamgaon	Kalegaon
41.	Buldhana	Khamgaon	Bhalegaon

Sr. No.	District	Taluka	
42.	Buldhana	Khamgaon	Parkhed
43.	Buldhana	Khamgaon	Borjavla
44.	Buldhana	Khamgaon	Shapur
45.	Buldhana	Khamgaon	Chitoda
46.	Buldhana	Khamgaon	Higna Koregaon
47.	Buldhana	Khamgaon	Palshi bk
48.	Buldhana	Khamgaon	Loni Kadmapur
49.	Buldhana	Khamgaon	Shirla Nemane
50.	Buldhana	Khamgaon	Ambetkli
51.	Buldhana	Shegaon	Varud
52.	Buldhana	Shegaon	Pahurjira
53.	Buldhana	Shegaon	Mansgaon
54.	Buldhana	Shegaon	Dolarkhed
55.	Buldhana	Sagarampur	Bavanbir
56.	Buldhana	Sagarampur	Vasadi
57.	Buldhana	Sagarampur	Vakana
58.	Buldhana	Jalgaon Jamod	Sungaon
59.	Buldhana	Jalgaon Jamod	Dhanora
60.	Buldhana	Jalgaon Jamod	Bhendval
61.	Buldhana	Jalgaon Jamod	Vadshigi
62.	Buldhana	Jalgaon Jamod	Khandvi
63.	Buldhana	Nandura	Naigaion
64.	Buldhana	Nandura	Nimgaion
65.	Buldhana	Nandura	Amlpur
66.	Buldhana	Nandura	Khungao
67.	Buldhana	Nandura	Bhota
68.	Buldhana	Nandura	Chandurbisva
69.	Buldhana	Nandura	Jigav Takli
70.	Buldhana	Nandura	Jalvla Bajar
71.	Buldhana	Malkapur	Devdhba
72.	Buldhana	Malkapur	Vadodha
73.	Buldhana	Malkapur	Vadji
74.	Buldhana	Malkapur	Jambhuldhaba
75.	Buldhana	Matola	Tapovan
76.	Buldhana	Matola	Shelgaon Bajar
77.	Buldhana	Matola	Pophali
78.	Buldhana	Matola	Rohinkhed
79.	Buldhana	Matola	Kothli
80.	Buldhana	Matola	Piplgaon Nath
81.	Gadchiroli	Dhanora	Mohali
82.	Gadchiroli	Chamorshi	Gailgaon
83.	Gadchiroli	Chamorshi	Talodhi
84.	Gadchiroli	Yattpalli	Ghotsur
85.	Gadchiroli	Sironcha	Bejjurpalli
86.	Hingoli	Kalmnuri	Narwadi

Sr. No.	District	Taluka	
87.	Hingoli	Kalmnuri	Varangaphata
88.	Hingoli	Aundha Nagnath	Metha
89.	Latur	Chakur	Vadval
90.	Latur	Ausa	Devtala
91.	Latur	Devani	Vilegao
92.	Latur	Shirur	Yerol
93.	Latur	Renapur	Shindhgao
94.	Latur	Renapur	Darji Borgao
95.	Latur	Jalkot	Patoda
96.	Akola	Akola	Mahaisangao
97.	Akola	Akola	Borgao
98.	Akola	Akola	Kanshivani
99.	Akola	Akola	Ugava
100.	Akola	Akola	Sukoda
101.	Akola	Akot	Popatkhed
102.	Akola	Akot	Akolkhed
103.	Akola	Akot	Raodla
104.	Akola	Akot	Varud
105.	Akola	Akot	Keliveli
106.	Akola	Akot	Rukhed
107.	Akola	Barshitakali	Titva
108.	Akola	Murtijapur	Mana
109.	Akola	Murtijapur	Shelubajar
110.	Akola	Murtijapur	Nimbha
111.	Akola	Patur	Tandali
112.	Akola	Patur	Channi
113.	Akola	Patur	Khanapur
114.	Akola	Telhara	Pathrdi
115.	Akola	Telhara	Malegao Bajar
116.	Akola	Telhara	Belkhed
117.	Akola	Telhara	Bhamberi
118.	Akola	Telhara	Ner
119.	Akola	Balapur	Lohara
120.	Akola	Balapur	Dogargaon
121.	Beed	Beed	Mauj
122.	Beed	Gevrai	Vahegaon
123.	Beed	Shirur	Arvi
124.	Beed	Kej	Javlban
125.	Beed	Ambajogai	Waghla
126.	Beed	Ambajogai	Pattivadgaon
127.	Beed	Majlgaon	Sonnthdi
128.	Beed	Asthi	Pargao Jogeshvari
129.	Satara	Satara	Atit
130.	Satara	Karad	Chore
131.	Satara	Patan	Jambhulwadi

Sr. No.	District	Taluka	
132.	Satara	Patan	Kuthre
133.	Satara	Korgaon	Bhadule
134.	Satara	Khatao	Mahsdurn
135.	Satara	Man	Varmalwadi
136.	Satara	Man	Ijbav
137.	Satara	Phaltan	Gunvare
138.	Satara	Phaltan	Nimblk
139.	Satara	Phaltan	Adaki
140.	Satara	Khadala	Asvali
141.	Satara	Khadala	Ving
142.	Satara	Khadala	Vathar
143.	Satara	Vai	Akoshi
144.	Satara	Javali	Khrshibaramule
145.	Satara	Mashvar	Vaghavale
146.	Yavatmal	Yavatmal	Bhmb Raja
147.	Yavatmal	Yavatmal	Yelabara
148.	Yavatmal	Babhulgaon	Sarul
149.	Yavatmal	Kalamb	Kotha
150.	Yavatmal	Padharkavda	Pathan
151.	Yavatmal	Ralegao	Zadgaon
152.	Yavatmal	Maragao	Navrgaon
153.	Yavatmal	Vani	Ghonsa
154.	Yavatmal	Vani	Tejapur
155.	Yavatmal	Darwaha	Plodhi
156.	Yavatmal	Darwaha	Ladkhed
157.	Yavatmal	Ner	Pathd Gole
158.	Yavatmal	Ner	Bangaon
159.	Yavatmal	Ami	Kavthabajar
160.	Yavatmal	Ami	Bhansara
161.	Yavatmal	Pusad	Vanvala
162.	Yavatmal	Mahagaon	
163.	Yavatmal	Umardhed	Bitargaon
164.	Yavatmal	Umardhed	Chatari
165.	Nagpur	Nagpur	Kanhalgaon
166.	Nagpur	Nagpur	Astha
167.	Nagpur	Nagpur	Salani Godani
168.	Nagpur	Kmathi	Bhugao
169.	Nagpur	Kmathi	Dighori
170.	Nagpur	Hingana	Amgaon Devali
171.	Nagpur	Hingana	Mohgaon
172.	Nagpur	Hingana	Umari Wagh
173.	Nagpur	Hingana	Adegaon
174.	Nagpur	Hingana	Gumgaon
175.	Nagpur	Savner	Bichava
176.	Nagpur	Savner	Kothurna

Sr. No.	District	Taluka	
177.	Nagpur	Katol	Bhorgad
178.	Nagpur	Katol	Metpanjara
179.	Nagpur	Katol	Dhartimurti
180.	Nagpur	Katol	Paradsinga
181.	Nagpur	Katol	Zilpa
182.	Nagpur	Narkhed	Lohari Savaga
183.	Nagpur	Mauda	Niharvani
184.	Nagpur	Mauda	Chacher
185.	Nagpur	Kuhi	Rojala
186.	Nagpur	Kuhi	Kusba
187.	Nagpur	Kuhi	Adam
188.	Nagpur	Kuhi	Phagad
189.	Nagpur	Kuhi	Jivnapur
190.	Nagpur	Kuhi	Tarna
191.	Nagpur	Kuhi	Pankhedi
192.	Nagpur	Kuhi	Velgaon
193.	Nagpur	Bhivapur	Saleshari
194.	Nagpur	Bhivapur	Mendha
195.	Nagpur	Bhivapur	Shivapur
196.	Nagpur	Umared	Pipra
197.	Nagpur	Umared	Brahamni
198.	Dharashiv	Dharashiv	Chilwadi
199.	Dharashiv	Tuljapur	Horti
200.	Dharashiv	Bhum	Ulu
201.	Dharashiv	Vashi	Terkheda
202.	Dharashiv	Paranda	Donja
203.	Solapur	Barshi	Godegaon
204.	Solapur	Barshi	Shreepat Pimpri
205.	Solapur	Pandhrpur	Shelve
206.	Solapur	Karmala	Jinti
207.	Solapur	Mohol	Shetphal
208.	Kolhapur	Ajara	Pernoli
209.	Kolhapur	Ajara	
210.	Kolhapur	Bhudargad	Lahan Barve
211.	Kolhapur	Hatkannangale	Tardal
212.	Kolhapur	Yaval	Savarde
213.	Kolhapur	Karvir	Arle
214.	Kolhapur	Radhanagri	Aje
215.	Kolhapur	Radhanagri	Masurli
216.	Kolhapur	Radhanagri	Adoli
217.	Kolhapur	Shahuwadi	Kumbhachiwadi
218.	Kolhapur	Shahuwadi	Nandgaon
219.	Kolhapur	Shahuwadi	Virale
220.	Kolhapur	Shirol	Ghosarwad
221.	Kolhapur	Shirol	Kothali

Sr. No.	District	Taluka	
222.	Kolhapur	Gadhinglaj	Muli
223.	Kolhapur	Yaval	Hamidwada
224.	Nanded	Loha	Malegaon
225.	Nanded	Kandhar	Shiradhon
226.	Nanded	Naigaon	Kolmbi
227.	Nanded	Hadgaon	Chabhara
228.	Nanded	Hadgaon	Jambhala
229.	Nanded	Himayat Nagar	Kamari
230.	Nanded	Mukhed	Kamjavala
231.	Chh. Sambhaji Nagar	Sillod	Ghatnandra
232.	Chh. Sambhaji Nagar	Gangapur	Savkhed
233.	Chh. Sambhaji Nagar	Vaijapur	Bhur
234.	Chh. Sambhaji Nagar	Vaijapur	Pokhri
235.	Jalgaon	Amlner	Dangari
236.	Jalgaon	Chopda	Kurvel
237.	Jalgaon	Chopda	Vedhoda
238.	Jalgaon	Raver	Tandlwadi
239.	Jalgaon	Yaval	Marul
240.	Jalgaon	Muktainagar	Changdev
241.	Jalgaon	Muktainagar	Hartala
242.	Jalgaon	Muktainagar	Paranbi
243.	Jalgaon	Parola	Dhulpimpri
244.	Jalgaon	Parola	Shirsmani
245.	Jalgaon	Parola	Udirkheda
246.	Jalgaon	Pachora	Satgaon Dongari
247.	Jalgaon	Pachora	Badrkhe
248.	Jalgaon	Jamner	Talegaon
249.	Jalgaon	Jamner	Todapur
250.	Jalgaon	Erandol	Utran
251.	Jalgaon	Chalisgaon	Bhal
252.	Jalgaon	Chalisgaon	Malshevge
253.	Ahamadnagar	Sangamner	Varudi Pathar
254.	Ahamadnagar	Jamkhed	Patoda
255.	Parbhani	Sonpeth	Shelgaon
256.	Parbhani	Jintur	Bamani
257.	Parbhani	Selu	Kupta
258.	Parbhani	Parbhani	Lohgaon
259.	Pune	Ambegaon	Amondi
260.	Pune	Ambegaon	Pokhri
261.	Pune	Ambegaon	Avasari
262.	Pune	Junnar	Arvi
263.	Pune	Junnar	Umraj
264.	Pune	Junnar	Ucchil
265.	Pune	Junnar	Taleran
266.	Pune	Velha	Ambavane

Sr. No.	District	Taluka	
267.	Pune	Bhor	Hindorshi
268.	Pune	Mulshi	Kalvan
269.	Pune	Baramati	Jalgaon
270.	Pune	Haveli	Manjari BK
271.	Bhandara	Bhandara	Manegaon Bajar
272.	Bhandara	Bhandara	Davadipar Bajar
273.	Bhandara	Bhandara	Kuthima
274.	Bhandara	Bhandara	Kurshipar
275.	Bhandara	Bhandara	Mandavi
276.	Bhandara	Mohadi	Hardholi
277.	Bhandara	Mohadi	Mumdhari BK
278.	Bhandara	Mohadi	Usra
279.	Bhandara	Tumsar	Yerli
280.	Bhandara	Pavani	Kurza
281.	Bhandara	Pavani	Palora
282.	Bhandara	Pavani	Pimplgaon
283.	Bhandara	Pavani	Barmhi
284.	Bhandara	Pavani	Mangali
285.	Bhandara	Pavani	Kanhalgaon
286.	Bhandara	Pavani	Bhojapur
287.	Bhandara	Lakhani	Kaneri
288.	Bhandara	Lakhani	Kitali
289.	Bhandara	Lakhani	Rajegaon
290.	Bhandara	Lakhani	Lakhori
291.	Bhandara	Lakhani	Mendha Bhugao
292.	Bhandara	Lakhani	Kharashi
293.	Bhandara	Sakoli	Chadori
294.	Bhandara	Sakoli	Vadh
295.	Bhandara	Lakhandur	Soni
296.	Bhandara	Lakhandur	Bhagadi
297.	Bhandara	Lakhandur	Belati
298.	Bhandara	Lakhandur	Virali
299.	Bhandara	Lakhandur	Dokesarandi
300.	Gondiya	Gondiya	Chutiya
301.	Gondiya	Gondiya	Banathr
302.	Gondiya	Gondiya	Batana
303.	Gondiya	Gondiya	Murdada
304.	Gondiya	Gondiya	Adashi
305.	Gondiya	Gondiya	Dhapewadi
306.	Gondiya	Tiroda	Arjuni
307.	Gondiya	Tiroda	Murmadi
308.	Gondiya	Tiroda	Gangala
309.	Gondiya	Tiroda	Sarandi
310.	Gondiya	Goregaon	Ghumra
311.	Gondiya	Goregaon	Tedha

Sr. No.	District	Taluka	
312.	Gondiya	Amgaon	Shivani
313.	Gondiya	Amgaon	Girola
314.	Gondiya	Amgaon	Nansari
315.	Gondiya	Amgaon	Kattipar
316.	Gondiya	Salekasa	Sonpari
317.	Gondiya	Salekasa	Pipriya
318.	Gondiya	Salekasa	Gandhitola
319.	Gondiya	Devari	Dogargaon
320.	Gondiya	Sadak / Arjuni	Bopabodi
321.	Gondiya	Sadak / Arjuni	Kosamtodi
322.	Gondiya	Sadak / Arjuni	Manditola
323.	Gondiya	Arajuni / Mor	Barabhathi
324.	Gondiya	Arajuni / Mor	Bondgaon Devi
325.	Gondiya	Arajuni / Mor	Itakhed
326.	Washim	Washim	Koklgaon
327.	Washim	Risod	Govardhan
328.	Washim	Malegaon	Jodgavan
329.	Washim	Malegaon	Amkheda
330.	Washim	Karnja	Kajleshwar
331.	Washim	Karnja	Mahagaon
332.	Washim	Karnja	Rahati
333.	Washim	Manora	Tornala
334.	Washim	Manora	Palodi
335.	Wardha	Wardha	Goji
336.	Wardha	Devali	Dapori
337.	Wardha	Devali	Mudargaon
338.	Wardha	Selu	Akoli
339.	Wardha	Selu	Salaipeth
340.	Wardha	Arvi	Malegaon Theka
341.	Wardha	Ashthi	Sirsoli
342.	Wardha	Karnja	Dhanoli
343.	Wardha	Karnja	Masod
344.	Wardha	Karnja	Dharti
345.	Wardha	Samudrapar	Nimbha
346.	Dhule	Dhule	Shirdhane
347.	Dhule	Dhule	Borvihar
348.	Dhule	Dhule	Narval
349.	Dhule	Shirpur	Adhe
350.	Dhule	Shirpur	Manjrod
351.	Dhule	Shirpur	Bhatpura
352.	Dhule	Shirpur	Khabale
353.	Dhule	Shirpur	Tekawade
354.	Dhule	Shindkheda	Shewade
355.	Dhule	Shindkheda	Amthale
356.	Dhule	Shindkheda	Pasthe

Sr. No.	District	Taluka	
357.	Dhule	Shindkheda	Daul
358.	Dhule	Sakri	Pinjwadi
359.	Nandurbar	Navapur	Sonkhamb
360.	Nandurbar	Navapur	Nabagaon
361.	Nandurbar	Navapur	Kolda
362.	Nandurbar	Shahada	Shelti
363.	Nandurbar	Shahada	Ambapur
364.	Nandurbar	Shahada	Tulje
365.	Nandurbar	Tulje	Amlavari
366.	Thane	Murbad	Asole
367.	Palghar	Palghar	Dahisar
368.	Palghar	Dahanu	Badapokhran
369.	Palghar	Dahanu	Chikhla
370.	Palghar	Talasari	Zari
371.	Jalna	Badanapur	Roshangaon
372.	Jalna	Ghansangvi	Panewadi
373.	Jalna	Ghansangvi	Anterveli
374.	Nashik	Chandvad	Daregaon
375.	Nashik	Chandvad	Koshibe
376.	Nashik	Igatpuri	Kavnai
377.	Nashik	Malegaon	Sherul
378.	Nashik	Nangaon	Kalmdari
379.	Nashik	Nashik	Sayydpimpri
380.	Nashik	Sinner	Khambale
381.	Nashik	Yevla	Katkari
382.	Nashik	Yevla	Ankai
383.	Nashik	Nifad	Vinchur
384.	Sangli	Miraj	Kasbe Digars
385.	Sangli	Palus	Amnapur
386.	Sangli	Palus	Vasgade
387.	Sangli	Khanapur	Mahuli
388.	Sangli	Khanapur	Langare
389.	Sangli	Khanapur	Pare
390.	Sangli	Khadegaon	Khedapur
391.	Sangli	Valava	Yelur
392.	Sangli	Valava	Yedenipani
393.	Sangli	Valava	Redale Dharan
394.	Sangli	Valava	Vategaon
395.	Sangli	Valava	Bhavani Nagar
396.	Sangli	Shirala	Bilasi
397.	Sangli	Shirala	Arala
398.	Amrawati	Amrawati	Ronkhed
399.	Amrawati	Amrawati	Antora
400.	Amrawati	Amrawati	Pavalo Shadid
401.	Amrawati	Amrawati	Malog

Sr. No.	District	Taluka	
402.	Amrawati	Amrawati	Nandura
403.	Amrawati	Bhatkuli	Haturna
404.	Amrawati	Bhatkuli	Sasal
405.	Amrawati	Bhatkuli	
406.	Amrawati	Bhatkuli	
407.	Amrawati	Bhatkuli	
408.	Amrawati	Bhatkuli	
409.	Amrawati	Bhatkuli	
410.	Amrawati	Daryapur	Hognabad
411.	Amrawati	Daryapur	Vadgavan
412.	Amrawati	Daryapur	Varud Pulad
413.	Amrawati	Daryapur	Maudande
414.	Amrawati	Daryapur	Uprai
415.	Amrawati	Daryapur	Jasapur
416.	Amrawati	Daryapur	Kanhali
417.	Amrawati	Achalpur	Kakrada
418.	Amrawati	Achalpur	
419.	Amrawati	Achalpur	
420.	Amrawati	Achalpur	Rasegaon
421.	Amrawati	Achalpur	Kolha
422.	Amrawati	Achalpur	Vasani Bk
423.	Amrawati	Chadurbajar	Karanja Bahiram
424.	Amrawati	Chadurbajar	Uthav Pimpri
425.	Amrawati	Chadurbajar	Kurha
426.	Amrawati	Chadurbajar	Kharpi
427.	Amrawati	Chadurbajar	Rajana Purna
428.	Amrawati	Chadurbajar	Hirul Purna
429.	Amrawati	Chadurbajar	Borala
430.	Amrawati	Chadurbajar	Kurkurna
431.	Amrawati	Chadurbajar	Sonori
432.	Amrawati	Chadurbajar	Deurwada
433.	Amrawati	Morshi	Rajurwadi
434.	Amrawati	Morshi	Pimplkhuta
435.	Amrawati	Morshi	Adagaon
436.	Amrawati	Morshi	Dhamangaon Katalpur
437.	Amrawati	Varud	Ikandara
438.	Amrawati	Varud	Pavani
439.	Amrawati	Varud	Karajgaon
440.	Amrawati	Varud	Benoda
441.	Amrawati	Varud	Temburkheda
442.	Amrawati	Tivasa	Salora Tasre
443.	Amrawati	Tivasa	Pimplkhuta
444.	Amrawati	Tivasa	Mirzapur
445.	Amrawati	Tivasa	Varha
446.	Amrawati	Dhamangaon	Verul Roghe

<b>Sr. No.</b>	<b>District</b>	<b>Taluka</b>	
447.	Amrawati	Chandur Railway	Jadgaon
448.	Amrawati	Chandur Railway	Malkhed
449.	Amrawati	Chandur Railway	Javaldhotra
450.	Amrawati	Nadgaon	Mahuli Chor
451.	Amrawati	Nadgaon	Vadura
452.	Amrawati	Nadgaon	Hivara Bk
453.	Amrawati	Nadgaon	Vadona Ramnath
454.	Amrawati	Nadgaon	Plasmandal
455.	Amrawati	Nadgaon	Pimpalgaon Nipani
456.	Amrawati	Nadgaon	Yeradgaon
457.	Amrawati	Nadgaon	Manjari Masala
458.	Amrawati	Chilkhaldara	Yaitai
459.	Amrawati	Dharni	Magardha
460.	Amrawati	Dharni	Hirabambai
461.	Amrawati	Dharni	Charvaboard
462.	Amrawati	Dharni	Hirabambai

<b>Alopathic Hospital</b>			
<b>Sr. No.</b>	<b>District</b>	<b>Taluka</b>	<b>Alopathic Hospital</b>
1	Chandrapur	Chandrapur	Kolsa
2	Chandrapur	Gondpipri	Vedgaon
3	Chandrapur	Mul	Budurna
4	Chandrapur	Mul	Gadisurla
5	Chandrapur	Mul	Gowardhan
6	Chandrapur	Sawali	Upari
7	Chandrapur	Sawali	Vhirgaon
8	Chandrapur	Nagbhid	Savargaon
9	Chandrapur	Bhadrawati	Ashta
10	Buldhana	Chikhali	Mera Bu
11	Buldhana	Khamgaon	Mera Bu
12	Buldhana	Chikhali	Mera Bu
13	Buldhana	Shegaon	Metargaon Bu
14	Buldhana	Jalgaon Jamod	Alopathic Dispensary Jamod
15	Akola	Akola	Borgaon
16	Akola	Akola	Gandhigram
17	Akola	Balapur	Khandala
18	Akola	Balapur	Nimba
19	Beed	Ambajogai	Yelda
20	Yawatmal	Ralegaon	Khairi
21	Nagpur	Nagpur	Butibori
22	Nagpur	Nagpur	Shiva
23	Nagpur	Kamathi	Tarodi
24	Nagpur	Kalmeshwar	Ubali
25	Nagpur	Kalmeshwar	Kohali
26	Nagpur	Kalmeshwar	Telkamathi
27	Nagpur	Savner	Nandagomukh
28	Nagpur	Katol	Ridhala
29	Nagpur	Katol	Masod
30	Nagpur	Narkhed	Loharu Savanga
31	Nagpur	Narkhed	Pipla Kavlrām
32	Nagpur	Narkhed	Mannatkhorī
33	Nagpur	Narkhed	Khairgaon
34	Nagpur	Narkhed	Bhishnur
35	Nagpur	Parshivni	Salai Tekadi
36	Nagpur	Parshivni	Mahuli
37	Nagpur	Mauda	Dhanala
38	Nagpur	Mauda	Govari
39	Nagpur	Mauda	Aroli
40	Nagpur	Ramtek	Khairibijevada
41	Nagpur	Kuhi	Dongragaon
42	Nagpur	Kuhi	Mangali
43	Nagpur	Bhivapur	Besur
44	Nagpur	Bhivapur	Kargaon
45	Nagpur	Umred	Khusrapar

<b>Sr. No.</b>	<b>District</b>	<b>Taluka</b>	<b>Alopathic Hospital</b>
46	Sangali	Miraj	Budhgaon
47	Bhandara	Tumsar	Bapera
48	Bhandara	Pauni	Chichal
49	Bhandara	Lakhani	Shivni Mogra
50	Bhandara	Lakhandur	Paradi
51	Gondia	Amgaon	Chichtola
52	Gondia	Sadak/Arjuni	Ghatbori Teli
53	Gondia	Arjuni/Mor	Zarpada
54	Washim	Manora	Dapura
55	Wardha	Devli	Andori
56	Wardha	Selu	Hingani
57	Wardha	Selu	Kelzar
58	Wardha	Arvi	Nimboli
59	Wardha	Arvi	Wathoda
60	Wardha	Ashti	Antora
61	Wardha	Ashti	Bhishnur
62	Wardha	Ashti	Bharaswada
63	Wardha	Ashti	Delwadi
64	Wardha	Ashti	Wadala
65	Wardha	Karanja	Tarada
66	Wardha	Samudrapar	Waygaon
67	Wardha	Samudrapar	Mangrul
68	wardha	Samudrapar	Kora
69	Wardha	Samudrapar	Kadhali
70	Wardha	Hinganaghat	Pohna
71	Wardha	Hinganaghat	Shekapur
72	Wardha	Hinganaghat	Sirsgaon
73	Wardha	Hinganaghat	Wagholi
74	Wardha	Hinganaghat	Sawali
75	Amravati	Amravati	Nandgaon Peth
76	Amravati	Bhatukali	Aasra
77	Amravati	Bhatukali	Saur
78	Amravati	Daryapur	Wadner Gangai
79	Amravati	Daryapur	Aadhlabajar
80	Amravati	Anjangaon Surji	Kasabegavhan
81	Amravati	Anjangaon Surji	Chincholi Mahimapur
82	Amravati	Achalpur	Kavitha Bu.
83	Amravati	Achalpur	Asadpur
84	Amravati	Chandur Bajar	Belora
85	Amravati	Morshi	Utkhed
86	Amravati	Warud	Jarud
87	Amravati	Warud	Mangruli Peth
88	Amravati	Tiwsa	Warkhed
89	Amravati	Dhamangaon Railway	Kavali Wasad
90	Amravati	Nandgaon kha	Dhanora Pharsi
91	Amravati	Nandgaon Kha	Phulamala
92	Amravati	Chikhaldara	Wastapur

<b>Primary Health Units</b>			
<b>Sr. No.</b>	<b>District</b>	<b>Taluka</b>	<b>PHU</b>
1	Gadchiroli	Gadchiroli	Paradi
2	Gadchiroli	Gadchiroli	yevali
3	Gadchiroli	Armori	Palsgaon
4	Gadchiroli	Kurkhed	Purada
5	Gadchiroli	Kurkhed	Angara
6	Gadchiroli	Korachi	Maseli
7	Gadchiroli	Korachi	benkathi
8	Gadchiroli	Dhanora	Mendhatola
9	Gadchiroli	Dhanora	Gatta
10	Gadchiroli	Chamorshi	Pavimuranda
11	Gadchiroli	Chamorshi	yenapur
12	Gadchiroli	Aheri	velgur
13	Gadchiroli	Sironha	Pentipaka
14	Gadchiroli	Sironha	kopela
15	Gadchiroli	Etapalli	Jarawandi
16	Gadchiroli	Gadchiroli	Jepra
17	Gadchiroli	Armori	Deulgaon
18	Gadchiroli	Armori	kurundimal
19	Gadchiroli	Vadasa	Vhirgaon
20	Gadchiroli	Kurkhed	Charbatti
21	Gadchiroli	Kurkhed	sonsari
22	Gadchiroli	Korchi	Garapatti
23	Gadchiroli	Aheri	Deulmari
24	Gadchiroli	Aheri	rajaram
25	Gadchiroli	Aheri	Avalmari
26	Gadchiroli	Aheri	Asaraali
27	Gadchiroli	Aheri	Bamani
28	Gadchiroli	Aheri	Vittalraopetha
29	Gadchiroli	Aheri	Narsinhapalli
30	Gadchiroli	Aheri	Genda
31	Gadchiroli	Aheri	Kotami
32	Gadchiroli	Aheri	Dolanda
33	Gadchiroli	Bhamragad	Tadgaon
34	Gadchiroli	Bhamragad	kothi
35	Hingoli	Kalmnuri	Nandapur
36	Hingoli	Hingoli	Malselu
37	Hingoli	sengaon	Pusegaon
38	Hingoli	sengaon	pankanhergaon
39	Beed	Parali	Nathra
40	Beed	Gavaraj	Sirmsarga

<b>Sr. No.</b>	<b>District</b>	<b>Taluka</b>	<b>PHU</b>
41	Beed	Gavarai	Rakshasbhuvan
42	Satara	Khadala	Javale
43	Satara	Khataav	Vadgaon
44	Satara	Khataav	Ambavade
45	Satara	Mahabaleshwar	kubharoshi
46	Satara	Man	kukdwad
47	Satara	Vai	kejal
48	Yawatmal	Kalmb	Dogarkhard
49	Nagpur	Savner	vakodi
50	Solapur	South Solapur	Barur
51	Raigad	Shrivardhan	Adagaon
52	Raigad	Shrivardhan	Bammandala
53	Raigad	Murud	nandagaon
54	Ahamdnagar	Akola	Koknwadi
55	Ahamdnagar	Akola	Mutkhel
56	Ahamdnagar	Akola	Ghatghar
57	Ahamdnagar	Akola	satewadi
58	Ahamdnagar	Akola	kothale
59	Parbhani	Purna	Vajur
60	Parbhani	Gangakhed	Suppa
61	Parbhani	Jintur	Jogwada
62	Parbhani	Jintur	Vaghiba
63	Pune	Ambegaon	chas
64	Pune	Ambegaon	Tirpad
65	Pune	Ambegaon	Bhimashankar
66	Pune	Junnar	Devale
67	Pune	Junnar	Rajur
68	Pune	Shirur	Dhamari
69	Pune	Shirur	karjavane
70	Pune	Daund	Daund
71	Pune	Mulshi	Pimgut
72	Pune	Maval	Khandala
73	Pune	Purndar	Garade
74	Washim	Karanja	Bhadshivani
75	Nandurbar	Akkalkuva	Kinjali
76	Nandurbar		sigapur
77	Nandurbar		Gavali
78	Nandurbar		Gaman
79	Nandurbar		dahel
80	Nandurbar		Ghatali

Sr. No.	District	Taluka	PHU
81	Nandurbar		Chikhali
82	Nandurbar		Rajvihar
83	Thane	Shahapur	Talwada
84	Thane	Shahapur	Pivali
85	Thane	Shahapur	Dhakne
86	Thane	Murbad	Savarne
87	Thane	Bhivadi	Kunda
88	Palghar	Vasai	Panju
89	Palghar	Palghar	Dhakale
90	Palghar	Dahanu	Chalni
91	Palghar	Dahanu	Dabhadi
92	Palghar	Dahanu	dhabhol
93	Palghar	Talasari	Uplat
94	Palghar	Wada	Sonala
95	Palghar	Wada	garegaon
96	Palghar	Wada	Nimvali
97	Palghar	Vikramgad	Borhanda
98	Palghar	Vikramgad	Talavali
99	Palghar	Javhar	Vavar
100	Palghar	Javhar	Dabheri
101	Palghar	Javhar	Chabharshet
102	Palghar	Javhar	Jap
103	Palghar	Javhar	Aadishi
104	Palghar	Javhar	Surymal
105	Palghar	Javhar	Karegaon
106	Jalana	Bhokardhan	Avahana
107	Jalana	Mantha	Velora
108	Sangli	Miraj	Naigaon
109	Sangli	Tasgaon	Sawarde
110	Amravati	Bhatukli	Watoda. Suk.
111	Amravati	Dyapur	Nanded Bu.
112	Amravati	Chandur bazar	Shrajgaon Kasba
113	Amravati	Achalpur	Shindi. Bu.
114	Amravati	Morshi	Ridhipur
115	Amravati	Morshi	Shirkhed
116	Amravati	Chikhaldara	Gaulkeda Bajar
117	Amravati	Chikhaldara	Repur
118	Amravati	Chikhaldara	Dehendri
119	Amravati	Dhami	Chakarda
120	Amravati	Dhami	Titamba
121	Amravati	Dhami	Susarda

<b>Mobile Health Units</b>			
<b>Sr. No.</b>	<b>District</b>	<b>Taluka</b>	<b>Units</b>
1	Chandrapur	Godpimpari	Lathi
2	Chandrapur	Pombhurna	Umari Potdar
3	Chandrapur	Chimur	Kolara
4	Chandrapur	Varora	Mokhala
5	Chandrapur	Jivati	Vani kh
6	Chandrapur	Jivati	Bhari
7	Chandrapur	Jivati	Tekmandava
8	Gadchiroli	korachi	korachi
9	Gadchiroli	Eattapalli	Kasnsur
10	Gadchiroli	Bhamaragad	Bhamaragad
11	Akola	Telahara	Chitlwadi
12	Akola	Akoat	Umara
13	Yawatmal	Maregaon	Matharjun
14	Yawatmal	zari jaman	Rohpeth
15	Nagpur	Ramtek	Pavani
16	Nagpur	Parshivani	Kolinmara
17	Nagpur	Parshivani	Ambazari
18	Kolhapur	Panhala	Satave
19	Kolhapur	hatkanangale	Bhoj
20	Kolhapur	hatkanangale	rudi
21	Kolhapur	Panhala	Sule
22	Kolhapur	Radhanagari	Turanbe
23	Kolhapur	Shahuwadi	Sarud
24	Nanded	Kinwat	Pathri
25	Nanded	Kinwat	Dogargaon
26	Nanded	Kinwat	Ganeshpur
27	Nanded	Mahur	Vazara
28	Jalgaon	Jalgaon	Shirsoli
29	Pune	Ambegaon	Malin
30	Pune	Ambegaon	Dhakale
31	Pune	Ambegaon	Kondhaval

Sr. No.	District	Taluka	Units
32	Pune	Junnar	Muthalne
33	Pune	Khed	Chikhalwadi
34	Pune	Khed	Bhorgiri
35	Pune	Maval	kunenama
36	Pune	Maval	khandi
37	Gondiya	devari	Idukchuva
38	Gondiya	devari	purada
39	Gondiya	devari	Palandur
40	Gondiya	Arjuni mor	ilada
41	Palghar	Talasari	Talasari
42	Palghar	Jawhar	Jawhar
43	Palghar	Mokhada	mokhada
44	Nashik	Surgana	Shribhuvan
45	Nashik	Surgana	khokarvihar
46	Nashik	Surgana	Gandole
47	Nashik	Surgana	kukudane
48	Nashik	Trimbakeshwar	rayate
49	Nashik	Trimbakeshwar	Metghar
50	Nashik	Trimbakeshwar	Ozar khed
51	Nashik	Trimbakeshwar	Torangan
52	Nashik	Trimbakeshwar	Kalmusthe
53	Nashik	Igatpuri	Bahuli kh
54	Nashik	Surgana	bedase
55	Nashik	Surgana	pimplchod
56	Nashik	Trimbakeshwar	Devdongri
57	Nashik	Trimbakeshwar	Adgoan devala
58	Nashik	kalvan	Desrane
59	Amravati	Achalpur	Nimdara
60	Amravati	Chikhaldara	Akki
61	Amravati	Chikhaldara	Gulharghat
62	Amravati	Chikhaldara	Khari
63	Amravati	Chikhaldara	Chunkhadi
64	Amravati	Dhami	Bodh
65	Amravati	Dhami	Rangubeli
66	Amravati	Dhami	Ranigaon

<b>Mufsal Hospital</b>			
<b>Sr. No.</b>	<b>District</b>	<b>Taluka</b>	
1	Gadchiroli	Gadchiroli	Chandala
2	Gadchiroli	Aarmori	Pisevadadha
3	Beed	Ambajogai	Ambajogai
4	Beed	Dhaur	Dhaur
5	Beed	Parali	Parali
6	Beed	Gevrai	Gevrai
7	Satara	Satara	Satara Z. P.
8	Satara	Korgaon	Tadvale
9	Satara	Phaltan	Giravi
10	Chh. Sambhajinagar	Sillod	Ambai
11	Chh. Sambhajinagar	Soygaon	Ambai
12	Parbhani	Gangakhed	Gangakhed
13	Jalana	Japhrabad	Bharaj

<b>Urban Hospital</b>			
<b>Sr. No.</b>	<b>District</b>	<b>Taluka</b>	<b>Village</b>
1	Hingoli	Hingoli	Digras Karhale
2	Dharashiv	Tuljapur	Arali Bu.
3	Dharashiv	Umarga	Gunjoti
4	Dharashiv	Bhoom	Sukata

<b>Unani Hospital</b>			
<b>Sr. No.</b>	<b>District</b>	<b>Taluka</b>	<b>Unani Hospital</b>
1	Latur	Nilanga	Talikhed
2	Beed	Asthi	Devlali
3	Beed	patoda	Therla
4	Beed	Shirur	Manur
5	Beed	Kej	Jivachi wadi
6	Beed	Majalgaon	Savargaon
7	Dharashiv	Dharashiv	Takviki
8	Dharashiv	Kalamb	Massa
9	Nanded	Ardhapur	Ardhapur
10	Nanded	Mudhkhed	Malkautha
11	Nanded	Kandhar	Haldha
12	Nanded	Biloli	Adampur
13	Nanded	Umri	bothi
14	Nanded	Mukhed	Betmogara
15	Chh. Sambhajinagar	Chh. Sambhajinagar	Pimpriraja
16	Chh. Sambhajinagar	Chh. Sambhajinagar	JunaBajar
17	Chh. Sambhajinagar	Sillod	shivana
18	Chh. Sambhajinagar	Vaijapur	Lasurgaon
19	Chh. Sambhajinagar	Kannad	Chiklthana
20	Chh. Sambhajinagar	Soygaon	Gondegaon
21	Parbhani	Parbhani	Parbhani
22	Parbhani	Sonpeth	Vadgaon
23	Jalana	Jalana	Bhatepuri
24	Jalana	Bhokardhan	Tadegaon
25	Jalana	Jalana	Mali pimplegaon

<b>Zilla Parishad Hospital</b>			
<b>Sr. No.</b>	<b>District</b>	<b>Taluka</b>	
1	Kolhapur	Panhala	Wadi Ratnagiri
2	Kolhapur	Panhala	Mahave
3	Kolhapur	Gadhinglaj	Chetrupi
4	Kolhapur	Shahuwadi	Kumbvade
5	Kolhapur	Shirol	Puradwad
6	Kolhapur	Bhudargad	Vesarde
7	Kolhapur		Satara
8	Raigad	Alibag	Chodhi
9	Raigad	Alibag	Mudkoli
10	Raigad	Panvel	Kamothe
11	Raigad	Pen	Kuhire
12	Raigad	Sudhagad	Khawali
13	Raigad	Mhasala	Pamare
14	Raigad	Shriwardhan	Kudgaon
15	Thane	Murbad	Nyahadi
16	Thane	Murbad	Narivali
17	Palghar	Vasai	Mandavi
18	Palghar	Palghar	Shigaon
19	Palghar	Vikramgad	Bandhan
20	Palghar	Vikramgad	Utavali
21	Palghar	Mokhada	Beriste
22	Sindhudurg	Kudal	Avalegaon
23	Sindhudurg	Kudal	Shivapur
24	Sindhudurg	Kudal	Aambrad
25	Sindhudurg	Kudal	Ghotade
26	Sindhudurg	Vaibhavwadi	Bhibabada
27	Sindhudurg	Vaibhavwadi	Nerle
28	Sindhudurg	Vaibhavwadi	Achime
29	Sindhudurg	Ronapal	Ronapal
30	Sindhudurg	Dondamarg	Ghotagewadi
31	Sindhudurg	Vengurla	Ubhadanda

## Districtwise Name of P.H.C's

<b>Akola District</b>	Aashti	Aamaner	Pimprigavali
Agar	Gonori	Loni Warud	Nandura
Apatapa	Kholapur	Pusala	Shemba
Dahihanda	Asegaon Purna	Rajura Bazar	Takarkhed
Kapashi	Bramhanwada Thadi	Shendurjanaghat	Wadnerbholji
Kurankhed	Karajgaon	Benoda	Paturda
Palso	Talwel	<b>Buldhana District</b>	Sangrampur
Kawasa	Amla V	Chandol	Sonala
Mundgaon	Palaskhed	Hatedi	Wankhed
Sawara	Shirasgaon	Padali	Adsul
Popatkhed	Guikheda	Raipur (Buldhana)	Bhongaon
Hatrun	Hatru	Warwand	Jalamb
Paras	Katkumbh	Amadapur	Jawala Bk.
Ural Bk Akola	Salona	Antrikhedekar	Adgaon Raja
Wadegaon	Semadoh	Ekalara	Kingaon Raja
Dhaba	Tembhursonda	Kinhola	Malkapur Pangra
Kanheri Sarap	Amala Endli	Shelgaon Atol	Sakharkherda
Mahan	Chandrapur	Undri	Mangarul Naveghar
Pinjar	Ramtirth	Andhera Buldhana	Dasar Khed
Dhotra (Shinde)	Yewada	Jawalkhed	Loni Gawali
Jamathi	Anjansingi	Jamod	Wasadi
Kurum	Mangrul Dastgir	Madakhed	<b>Washim District</b>
Parad	Nimboli	Pimpalgaon Kale	Dhamani
Alegaon	Talegaon Dash.	Atali	Dhanaj Bk.
Babhulgaon Akola	Bairaghad	Bothakazi	Manbha
Malsur	Bijudhawdi	Ganeshpur	Poha
Patur	Dhulghat Railway	Pimpalgaon Raja	Umbarda Bazar
Sasti	Harisal	Rohana	Jaulka
Adgaon	Kalamkhar	Hirdav	Kinhiraja
Danapur	Sadrawadi	Raigaon	Medshi
Hiwarkhed	Ambada	Shiwani Pisa	Shirpur
Panchgahan	Hiwrkhed	Sultanpur	Aasegaon Washim
<b>Amravati District</b>	Khed	Narwel	Kasola
Dhamangaon Gadhi (Amravati)	Nerpingalai	Umali	Mohari
Pathrot	Vichori	Deulgaon Mali	Shelubazar
Yesurna	Dhamak	Deulgaon Sakarsha	Wanoja
Anjangaon Bari	Loni Takli	Dongaon	Kupta
Mahuli Jh.	Mangrul Chavhala	Janefal	Poharadevi
Shirala (Amravati)	Papal	Kalameshwar	Shendujana
Walgaon	Satergaon	Borakhedi	Kavatha-Kurd
Kapustalni	Kurha	Dhamangaon Badhe	Kenwad
Kokarda	Mardi (Tiwasa)	(Buldhana)	Mangulzanak
Sategaon	Talegaon Thakur	Pimpalgaon Devi	Mop
			Kata

<b>Washim District</b>	Belura	Aurala	<b>Hingoli District</b>
Ukalipen	Chondi	Chauka	Jawalabazar
Paditakmor	Fetra	Pimpalgaon Walan	Lohara (Bu)
Tondgaon	Gaul	Chapaner	Pimpaldari (Hingoli)
Warla	Jamb Bazar	Chikalthan	Shiradshapur
Musalwadi	Shembalpimpri	Chicholi (Aurangabad)	Girgaon
<b>Yeotmal District</b>	Dahegaon (Yeotamal)	Hatnur (Aurangabad)	Hatta
Lonbehal	Dhanora	Karanjkheda	Hayatanagar
Loni Arni	Wadhona Bazar	Nachanwel	Kurunda
Mhasola	Waradh	Nagad	Pangrashinde
Sadoba Sawali	Dhanaki	Wadner	Tembhumi
Gharphal	Korta	Bajarsavangi	Bhandegaon
Madani	Mulawa	Gadana	Falegaon
Pahur (Yeotmal)	Sondabhi	Verul	Narsi Na.
Boriarab	Therdi	Adul (Aurangabad)	Shirsam
Mangkinhi	Widul	Balanagar	Akhadabalapur
Saikheda	Kayar	Dhakephal (Aurangabad)	Dongarkada
Talegaon	Kolgaon (Wani)	Nandar	Masod
Hursul	Rajur (Wani)	Nilajgaon (Aurangabad)	Potra
Vasantnagar	Shirpur (Wani)	Pimpalwadi	Rameshwartanda
Bhambora	Akola Bazar (Yeotmal)	Vihamandava	Wakodi
Parwa	Belora (Yeotmal)	Aland	Goregaon (Hingoli)
Rampur (Yeotmal)	Hiwari (Yeotmal)	Babra	Kapadshingi
Shiwani (Yeotmal)	Sawargad (Yeotmal)	Ganori	Kawatha
Metikheda	Wadgaon (Police Station)	Jategaon (Aurangabad)	Sakhra
Nanza	Mukutban	Wadodbajar	<b>Jalna District</b>
Sawargaon (Yeotmal)	Shibla	Amthana	Dhanagarpimpri
Fulsawangi	Zarizamani	Andhari	Gondi
Kali Daulat	<b>Chh. Sambhajinagar</b>	Palod	Jamkhed
Mahagaon (Mahagaaon)	<b>District</b>	Panwadod	Shahagarh
Pohandul	Daulatabad	Shivana	Sukhapuri
Mardi (Yeotmal)	Golatgaon	Undangaon	Wadigodri
Vegaon	Kachner	Banoti	Dabhadi
Borgaon (Yeotmal)	Ladsawangi	Jarandi	Shelgaon
Manikwada	Pimpriraja	Sawaladbara	Somthana
Shirasgaon (Yeotmal)	Warudkazi	Borsar	Wakulani
Arli	Bhendala	Gadhepimpalgaon	Aanva
Karanji(Pandharkawada)	Jikhthan	Ladgaon (Chh. Sambhaji	Dhawda
Khairgaon De	Lasurstation	Nagar.)	Hasanabad
Pahapal	Shendurwada	Loni Kh.	Jalgaon Sapakal
Patanbori	Sidhnathwadgaon	Manur	Kedarkheda
Runza	Waluj	Shivur	Rajur
			Re. Pimpalgaon
			Walsawangi
			Ku. Pimpalgaon

**Jalna District**

Ra. Uchegaon  
 Raja Takali  
 Ranjni  
 Tirthapuri  
 Jiradgaon  
 Pimparkhed Bu.  
 Dongaon(Jalna)  
 Khasgaon  
 Mahora  
 Warud  
 Kumbharzari  
 Du. Kalegaon  
 Karla  
 Manegaon  
 Pir. Pimpalgaon  
 Sewali  
 Viregaon (Jalna)  
 Dahifal Khandare  
 Dhoksal  
 Patoda  
 Talani  
 Aashti  
 Satona  
 Shrishti  
 Watur  
**Parbhani District**  
 Dharasur  
 Kodri  
 Mahatpuri  
 Pimpaldari  
 Ranisawargaon  
 Aadgaon  
 Aasegaon  
 Charthana  
 Kausodi  
 Wazar  
 Yeldari  
 Kolha  
 Rampuri  
 Chatori  
 Raorajur  
 Daithna  
 Jamb (Parbhani)  
 Pedgaon

Pingali  
 Zari  
 Babhalgaon(Parbhani)  
 Hadgaon  
 Pathargavan  
 Waghala  
 Dhanorakale  
 Kantheshwar (Parbhani)  
 Kawalgaon  
 Tadkalas  
 Devalgaongath  
 Walur  
 Sonpeth (Parbhani)  
**Kolhapur District**  
 Bhadawan  
 Maligre  
 Uttur  
 Watangi  
 Kadgaon (Kolhapur)  
 Madilage  
 Minche Khu  
 Patgaon  
 Pimpalgaon  
 Adkur  
 Here  
 Kanur Kh  
 Kowad  
 Mangaon Kolhapur  
 Tudiye  
 Halkarni  
 Kadgaon  
 Kanadewadi  
 Mahagaon  
 Mungurwadi  
 Nul  
 Gariwade (Kolhapur)  
 Niwade  
 Alate  
 Ambap  
 Bhadole  
 Herle Hath Kolhapur  
 Hupari  
 Pa. Kadoli  
 Pu. Shrioli  
 Sajani  
 Sawarde Hath (Kolhapur)  
 Chikhali Kolhapur

Ka. Sangaon  
 Kapashi Kolhapur  
 Pimpalgaon Bk  
 Sidhnerli  
 Bhuye  
 Hasur  
 Ispurli  
 Kaneri  
 Ma.Shiroli  
 Mundshingi  
 Sangarul  
 Uchagaon  
 Wadanage  
 Bajar Bhogaon  
 Borpadale  
 Kale  
 Kekhale-Pokhale  
 Kotoli  
 Padal  
 Porle Tarfe Thane  
 Dhamod  
 Rashiwade  
 Sarawade  
 Tarale  
 Thikpurli  
 Walwa Kolhapur  
 Amba  
 Bambavade  
 Bhedasgaon  
 Karangfen  
 Man Kolhapur  
 Manjare Kolhapur  
 Pa. Ninai  
 Sarud  
 Shittur  
 A.Lat  
 Danoli  
 Ghalwad  
 Jayasingpur  
 Nandani  
 Nrusinhwadi  
 Takali  
**Sangli District**  
 Atpadi  
 Dighanchi  
 Kargani (Sangli)  
 Kharsundi  
 Bilur  
 Dafalapur  
 Ko. Bobalad

Sankh  
 Shegaon  
 Umadi  
 Walsang (Sangli)  
 Yelvi  
 Hingangaon  
 Khearadewangi  
 Mo. Wadgaon  
 Newari  
 Wangi  
 Agalgaon  
 Deshing  
 Dhalgaon  
 Ranjani (Kavthe M.)  
 Nagaj  
 Khanapur  
 Vajegaon  
 Vita  
 Lengare  
 Aarag  
 Bhoose (Sangli)  
 Erandoli  
 Kavalapur (Sangli)  
 Kavatepiran  
 Khanderajuri  
 Mhaishal  
 Nandre  
 Bhilawadi  
 Kundal  
 Antri Bk  
 Charan  
 Kokrud Phc  
 Mandur  
 Mangale  
 Sagaon (Sangli)  
 Shirshi  
 Bargaon Sangli  
 Chinchani (Sangli)  
 Hatnoor  
 Manerajuri  
 Manjarde  
 Sawalaj  
 Waiphale  
 Muchandi  
 Jadar Boblad  
 Devarastren

**Sangli District**

Yelavi(Tasgaon)  
 Bagani  
 Bavachi  
 Borgaon Walwa  
 Kameri  
 Kasegaon  
 Kuralap  
 Nerle  
 Peth Phc  
 Walwa (Sangli)  
 Yedemachindra  
 Yelur  
 Wategaon  
 Chikurdi  
**Satara District**  
 Bamnoli  
 Kelghar  
 Kudal Satara  
 Kusumbi  
 Saygaon  
 Helgaon  
 Indoli  
 Kale Karad  
 Kole  
 Masur  
 Rethare  
 Sadashivgad  
 Supane  
 Umbraj  
 Vadgaon Haveli  
 Yewati  
 Maskarwadi  
 Mhasoli  
 Yelgoan  
 Ahire  
 Lonand  
 Shirawal (Satara)  
 Loham  
 Diskal  
 Katar Khatav  
 Khatav  
 Mayani  
 Nimsod  
 Pusegaon  
 Pushesawali  
 Padal  
 Gursale  
 Kinhai  
 Palashi (Satara)  
 Rahimatpur  
 Tadwale Satara

Wathar Kiroli (Satara)  
 Wathar Station (Satara)  
 Pachagani  
 Satara road  
 Taldev  
 Tapola  
 Malwadi  
 Mardi Satara  
 Mhasawad (Satara)  
 Palashi (Man)  
 Pulkoti  
 Shingnapur  
 Chafal  
 Hetwak (Koyananagar)  
 Kalgaon  
 Keral  
 Malharpeth  
 Marali  
 Morgiri  
 Murud (Satara)  
 Salave  
 Sanbur  
 Sonawade  
 Talmavale  
 Tarale (Satara)  
 Barad  
 Bibi (Satara)  
 Giravi  
 Rajale  
 Sakharwadi  
 Taradgaon  
 Tuthwada  
 Chinchner Vandan  
 Kanher  
 Kumathe(Satara)  
 Limb  
 Nagthane (Satara)  
 Nandgaon (Satara)  
 Parali Satara  
 Thoseghar  
 Angapur Vandan  
 Wadhuth  
 Venegaon  
 Kshetra Manhuli  
 Bavdhan  
 Bhuinj  
 Kavathe  
 Malatpur  
**Sindhudurg District**  
 Ilaye  
 Mithabav

Mond  
 Padel  
 Phanasgaon  
 Shirgaon  
 Morgaon  
 Sateli-Bhedshi  
 Talkat  
 Kalsuli  
 Kanedi  
 Kasarde  
 Kharepatan  
 Nandgaon (Kankavali)  
 Phonda  
 Warwade  
 Hirlok  
 Kadawal  
 Kasal  
 Mangaon  
 Pandur  
 Walawal  
 Achara  
 Chowke  
 Golwan  
 Hiwale  
 Masure  
 Amboli (Sawantwadi)  
 Banda  
 Malewad  
 Nirwade  
 Sangeli  
 Umbarde  
 Vaibhavwadi (1)  
 Adeli  
 Parule  
 Redi  
 Tulas  
**Beed District**  
 Aapegaon  
 Bardapur  
 Bhavthana  
 Ghatnandur  
 Ujani  
 Dhamangaon (Beed)  
 Kada (Beed)  
 Nathra  
 Dindrud  
 Daskhed  
 Kuslamb

Kuntephal  
 Sulemandeola  
 Takalshing  
 Chousala  
 Limbaganesh  
 Nalwandi  
 Pimpalner  
 Rajuri Navgan  
 Sakshalpimpari  
 Tadsonna  
 Yellambghat  
 Charhata  
 Bhogalwadi  
 Mohkhed  
 Rui Dharur  
 Chakalamba  
 Jategaon  
 Madalmohi  
 Nipani Jawalaka  
 Talwada  
 Umapur  
 Adas  
 Bansarola  
 Chincholimali  
 Rajegaon (Beed)  
 Wida  
 Yusuf Wadgaon  
 Gangamasala  
 Kitti Adgaon  
 Pathrud  
 Sadola  
 Takarwan  
 Dharmapuri  
 Moha  
 Nagapur  
 Pohner  
 Sirsala  
 Amalner  
 Dongarkini  
 Naigaon  
 Wahali  
 Khalapuri  
 Shirur (Beed)  
 Kuppa  
 Wadwani

**Latur District**

Andhori  
Hadolati  
Kingaon  
Satala  
Shi. Tajband  
Belkund  
Bhada  
Hasegaon  
Jawalga Pomadevi  
Lamjana  
Matola  
Ujani  
Chapoli  
Janwal  
Nalegaon  
Wadwal Na.  
Borol  
Walandi  
Nagrul  
Atnur  
Wanjarwada (Latur)  
Bhatangali  
Bori  
Chikurda  
Chincholi (Bal)  
Gangapur  
Jawala (BK)  
Niwali  
Tandulja  
Ambulga (BK)  
Aurad Sha  
Halgara  
Kasar Balkunda  
Madansuri  
Nitur  
Chincholi Pan  
Ramling Mudgad  
Bitargaon  
Karepur  
Kharola  
Pangaon  
Poharegaon  
Sakol  
Shinur Anantpal  
Devarjan  
Kavha

Handarguli  
Her Tichha  
Nalagir  
Wadhwana (BK)  
Gudsur  
**Nanded District**  
Andhapur  
Malegaon (Nanded)  
Bhosi  
Kini  
Moghali  
Matul  
Khatgaon  
Kondalwadi  
Lohagaon  
Sagroli  
Shankarnagar  
Hanegaon  
Markhel  
Shahapur  
Khanapur  
Karkheli  
Ashti  
Baradshevala  
Koli  
Nimgaon  
Tamsa  
Waiphana  
Chinchordi  
Sarsam  
Barul  
Kurula  
Osman Nagar  
Panshewadi  
Pethwadaj  
Apparaopeth  
Bodhadi Bk.  
Dehalitanda  
Islapur  
Jaldhara  
Mandvi Kothari  
Rajgad  
Shivani  
Umaribazar  
Kalambar  
Kapsi  
Yewati

Malakoli  
Penoor  
Sonkhed  
Aashta (Nanded)  
Iwaleshwar  
Sindhkhed  
Wai  
Wanola  
Mugut  
Rohi Pimpalgaon  
Barhali  
Betmogara  
Chandola  
Jam Bk  
Rajura Bk.  
Sawargaon  
Sawarmal  
Mukkramabad  
Barbada  
Kuntoor  
Manjram  
Limbgaon  
Neela  
Rahati  
Tuppa  
Vishnupuri  
Wadgaon  
Sindhi  
Yeoti  
**Dharashiv District**  
Ambhi  
Ieet  
Mankeshwer  
Pathrud  
Walwad  
Dahipal  
Itkur  
Mangarul  
Moha  
Shiradhon  
Yermala  
Ashta Kasar  
Jewali  
Kanegaon  
Makani

Aaloor  
Mulaj  
Naichakur  
Yenegur  
Diggi  
Bembli  
Dhoki  
Jagaji  
Keshgaon  
Kond  
Padoli (A)  
Patoda  
Pohner  
Samidrawani  
Yedshi  
Aasu  
Anala  
Jawala Ni  
Shelgaon  
Andur  
Jalkot  
Katgaon  
Mangarul  
Naldurg  
Salagara (Duty)  
Sawargon  
Para  
Pargaon  
Terkheda  
**Bhandara District**  
Dhargaon  
Khamri (Buti)  
Mohadura  
Pahela  
Shahapur  
Barwha  
Dighori Big  
Kudegaon  
Sarandi (Bk)  
Kesarwada  
Murmadi Tup  
Pimpalgaon (Lakhani)  
Pohara  
Salebhata  
Andhalgaon Phc

<b>Bhandara District</b>	Tohogaon	Arewada	Chikhali
Betala	Jivati	Laheri	Gorre
Jamb	Patan	Mannerajaram	Berdipur
Karadi	Mandwa	Amgaon	Keshori
Warthi	Naranda	Bhendola	Korambhitola
Asgaon	Virur Gadegaon	Ghot	Mahagaon
Bhuyar	Bembal	Konasari	Futana
Kondha	Chirol	Kunghada	Ghonadi
Sawarla	Maroda	Markanda (K)	Kallodi
Ekodi (Kinhi)	Rajoli	Regadi	Mulla
Gondumari	Balapur	Godalwahi	Bhanpur
Khamba	Moushi	Karwafa	Dasgaon
Sangadi	Navegaon Pandav	Murumgaon	Dawaniwada
Wirshi	Talodhi	Pendhari	Ekodi
Chulhad	Wadhono	Rangi	Kamatha
Dewhadi	Navegaon More	Gatta	Kati
Gobarwahi	Pombhrn	Kondoli Burgi	Khamari
Lendezari	Chincholi	Kasansur	Morwahi
Nakadongari	Dewada	Todsa	Rawanwadi
<b>Chandrapur District</b>	Kadholi	Amirza	Chopa
Kalmana	Antargaon	Bodali	Kawalewada
Kothari	Bothali	Porla	Kurhadi
Visapur	Jibgaon	Potegaon	Soni
Chandankheda	Londholi	Botekasa	Tilli / Mohagaon
Dongargaon	Pathari	Kotgul	Dawwa
Ghodpeth Chandrapur	Vyahad Bk	Deulgaon	Pandhari
Majari	Gunjewahi	Kadholi	Khodshivani
Mudholi	Mohadi Maleshwar	Madewada	Shenda
Arher Navargaon	Navargaon	Adapalli mal	Bijepar
Chaugan	Wasera	Lagam	Darrekasa
Gangalwadi	Kosarsar	Sundernagar	Kawarabandh
Mendki	Madheli	Ankisa	Satgaon
Mudza	Nagari	Moyabinpetha	Indora
Chichpalli	Sawari	Tekadatala	Mundikota
Durgapur	<b>Gadchiroli District</b>	Zinganoor	Sukadi (Dak.)
Ghuggus	Dechalipetta	Koregaon	Wadegaon
Tadali	Jimalgatta	Kurud	<b>Nagpur District</b>
Bhisi	Kamalapur	Sawangi	Jawli (Nagpur)
Jambhulghat	Mahagaon (Bu.)	<b>Gondia District</b>	Nand
Khadsangi	Pemili	Bangaon	Somnala
Masal Bk.	Bhakrondi	Kalimati	Adegaon
Neri	Delanwadi	Thana	Kanholibara
Shankarpur	Vairagad	Tigaon	Raipur
Dhaba	Wadadha	Channa/ Bakti	Takalghat
	Lakhmapur Bori	Dhabepauni	Dhapewada
	Pipli Burgi	Gothangaon	Gondkhairy
	Rangayyapalli	Iida	Mohpa
	Purada	Palandur Jami	Tishti
			Zilpa
			Bhorgad
			Ghat Pendari

<b>Nagpur District</b>	Bhorgad	Kasare	Ranjangaon
Gumthala	Ghatpandhari	Kudashi	Shirasgaon
Gumathi	Kharangana	Mhasdi	Talegaon
Bhugaon mendha	Rohana	Navapada	Tarwade
Kacharisawanga	Antora	Rohod	Umbarkhed
Kondhali	Muradgaon	Shirsola	Waghali
Yenwa	Gaul	Sukapur	Adawad
Mandhal	Giroli	Tembha	Chahardi
Salwa (Nagpur)	Nachangaon	Betawad	Dhanora
Titur	Vijaygopal	Chimthane	Gorgawale
Veltur	Allipur	Dhamane	Hated
Khat	Burkoni	Malpur	Lasur
Kodamendhi	Kangaon	Naradana	Vaijapur
Mauda	Pohana	Nimgul	Chandsar
Tarsa	Kannamwargram	Vikharan	Nanded
Dhanala	Sarwadi	Walkheda	Salava
Borkhedi	Nara	Boradi	Sonawad
Vyihad	Girad	Holnanthe	Kasoda
Salai Godhani	Mandgaon	Khurde Bk.	Ringangaon
Jalalkheda	Nandori	Rohini	Talai
Mendhala	Kora	Sangavi	Bhadali
Mowad	Dahegaon (Go)	Vikharan	Dhamangaon
Savargaon Nagpur	Hamdapur	Wadi Bk.	Kanalda
Bhishnur	Salai-Kala	Wakwad	Mhasawad
Dahegaon Joshi	Sindhi (Rhy.)	<b>Jalgaon District</b>	Nashirabad
Dorali	Zadshi	Dheku	Betawad
Kanhan	Anji (M)	Janave	Fattepur
Navegaon Khari	Kharagna (Go)	Mandal	Garkheda
Satak	Talegaon (T)	Marwad	Neri
Bhandarbodi	Waifad	Patonda (A)	Shendurni
Hiwarabazar	Waigaon Nipani	Girad	Wakadi
Karwahi	<b>Dhule District</b>	Gudhe	Wakod
Mansar	Aarvi	Kajgaon	Anturli
Nagardhan	Boris	Pimparkhed	Kurha
Badegaon	Borkund	Kathora Kh	Ruikheda
Chicholi	Kapadane	Kinhi (Jalgaon)	Uchanda
Kelwad	Kheda	Pimpalgaon Jalgaon	Lohara Pachora
Khapa	Kusumba	Varadsim	Lohatar
Patansavangi	Lamkani	Engaon	Nagardeola
Bela	Mukti	Yevati (Jalgaon)	Nandra
Makardhokdha	Nagaon	Dahiwad (Jalgaon)	Varkhedi
Panchgaon	Ner	Khedgaon (Jalgaon)	Mangarul
Sirsi	Shirud	Londhe (Jalgaon)	Shelave
Bhorgad	Basarawal	Patonda (Cha)	
Ghat Pendhari	Chadawel Korde		
<b>Wardha District</b>	Dahiwel		
Sahur	Dusane		
Jalgaon	Jaitane		
Talegaon (Shymaji Panth)	Kalambir		

**Jalgaon District**

Shirsode  
Tamaswadi  
Ainpur  
Chinawal  
Khiroda  
Lohara Rawer  
Nimbhora  
Thorgawhan  
Waghod  
Bhalod  
Hingona  
Kingaon  
Padalasa  
Sakali  
Savkhedasim

**Ahilyanagar District**

Brahmanwada  
Devthan  
Khirwire  
Kohone  
Kotul  
Ladgaon  
Maweshi  
Mhaladavi  
Shendi  
Vitha  
Sugoan  
Arangaon  
Kharda  
Nanaj  
Baradgaon Sudrik  
Chapadgaon  
Kuldharan  
Mirajgaon  
Rashin  
Chasnali  
Dahigaon Bolka  
Pohegaon Bk.  
Savansar  
Takalibramangaon  
Wari  
Chas  
Dehare  
Devgaon

Jeur  
Mhekari  
Ruichhattisi  
Takali Khatgaon  
Takali Kaji  
Walki  
Chanda  
Kukana  
Nevasa Bk  
Nevasa Ku  
Salabatpur  
Sirasgaon  
Sonai  
Toka  
Utsavdumala  
Alkuti  
Bhalawani  
Kanhorpathar  
Khadakwadi  
Nighoj  
Palve Kh.  
Ruhichtrapati  
Kharwandi Kasar  
Manik Daundi  
Miri  
Pagori Pimpalgaon  
Pimpalgaon Tp  
Tisgaon  
Astagaon  
Dhadabk  
Dorale  
Kolhor Bk.  
Savalivhir  
Vakadi  
Baragaon Nandure  
Devolali Pravara  
Guha  
Manjari  
Takalimiya  
Umbare  
Mhaisgaon  
Ashvi Bk  
Bota  
Chandnapuri  
Dhandarphal Kh.

Ghrgaon  
Javale Kadlag  
Javale Baleshwar  
Nimegaon Jali  
Nimon  
Talegaon  
Bhatkudegaon  
Chapadgaon She  
Dahigaone  
Dhorajalgaon  
Hatgaon Nagar  
Ghotan  
Adhalgaon  
Belwandi  
Kashti  
Kolgaon  
Loni Vaykanath  
Mandavgan  
Pimpalgaon Pisa  
Belapur Bk  
Malvadgaon  
Nimgaon Khairy  
Padegaon  
Takalibhan  
Undirgaon

**Nandurbar District**

Br. A. Vihir  
Dab  
Horafali  
Veli  
Janghati  
Kathi  
Khapar  
Mandava  
Moramba  
Ohawa  
Pimpalkhuta  
Urmilamal  
Wadfali  
Bilgaon (Nandurbar)  
Chulwad  
Dhanaje Bk  
Kakarda  
Katri

Khuntamodi  
Mandavi Bk  
Ragbardi  
Roshmal  
Sonbudruk  
Talai  
Telkhedi  
Zapi  
Ashte  
Dhekawad  
Koparli  
Lahan Shahade  
Natawad  
Rakaswade  
Shanimandal  
Chinchpada  
Dhanarat  
Dhogeagaon  
Gatadi  
Palsun  
Pratappur  
Umran  
Wawadi  
Zamanzar  
Adgaon  
Kahatul  
Kalsadi  
Kusumwada  
Mandana  
Padalada  
Prakasha  
Khapar Sarangkhedha  
Shahana  
Sulwade  
Wadali  
Ranipur  
Purushottamnagar  
Wagharde  
Borad  
Pratappur  
Somawal  
Waheri  
**Nashik District**  
Kazisangavi  
Talegaon Rohi (Nashik)  
Uswad

<b>Nashik District</b>	Bolthan	Mani	Jogwadi
Wadalibhoi	Hisawal	Mankhed	Nasarapur
Wadner Bhairav (Nashik)	Naidongari	Palsan	Bhor
Dahiwad	Pimparkhed (Nashik)	Pangarane	Deolgaon Raje
Khamkheda	Vehelgaon	Umbarthan	Kedgaon
Kharda (Nashik)	Dhondegaon	Amboli	Khamgaon Pune
Lohaner	Jategaon Nashik	Chinchohol	Kurkumbh
Meshi	Sayyad Pimpari	Mulwad	Nangaon
Khedgaon	Shinde	Rohile	Rahu
Kochargaon	Chandori	Shirasgaon	Ravangaon
Mohadi	Devgaon	Thanapada	Warwand
Nanashi	Kasabe Sukene	Anjaneri	Dehu
Nigdol	Mhalsakore	Andarsul	Fursungi
Pandane	Naitale	Bharam	Khadak Wasala
Talegaon Dindori (Nashik)	Nimgaon Wakda	Mukhed	Khanapur
Umarale	Ozar	Patoda	Khed Shivapur
Ware	Palkhed	Sawargaon	Kunjirwadi
Warkheda	Pimpalgaon Baswant	<b>Pune District</b>	Loni Kalbhor
Belgaon Kurhe	Khadak Malegaon	Adiware	Perane
Dhamangaon	Ambe	Dhamani	Sangarun
Kaluste	Bhuwan	Dimbha	Uralikanchan
Kananwadi	Jogmodi	Mahalunge Padwal	Wadebolhai
Khed (Nashik)	Karanjali	Nirgudsar	Wagholi
Nandgaonsado	Kohor	Peth	Bawada
Vaitarana	Kulwandi	Taleghar	Bhigwan
Wadiwarhe	Kumbhale	Awsari khu	Bijwadi
Datwat	Aiyabad	Landewadi	Kalas
Jaidar	Bramhangaon	Dorlewadi	Lasure
Kanashi	Jaikheda	Hol	Nirwangi
Mokbhanagi	Kapaleshwer	Katewadi	Palasdeo
Navibej	Kelzar	Lonibhapkar	Sansar
Otur	Mulher	Morgaon Phc	Shelgaon
Tirhal	Nampur (Ambasan)	Murti	Ale
Nanduri	Nirpur	Pandare	Aptale
Chikhalohal	Salher	Sangavi	Kati
Kalwadi	Taharabad	Shirsufal	Vetale
Karanjgavhan	Veergaon	Malegaon Bu. (Factory)	Panshet
Malgaon	Dapur	Tripad	
Nimgaon	Deopur	Shingave Pargaon	
Rawalgaon	Naygaon (Nashik)	Hirdoshi	
Saundane	Pandhurli	Bhutonde	
Sonaj	Thangaon	Ambawade	
Vadner Khakurdi	Wavi	Bhongawali	
	Barhe		
	Borgaon (Nashik)		
	Bubali		

**Pune District**

Belha  
Inglun  
Madh  
Narayangaon (Warulwadi)  
Nimgaon Sawa  
Otur  
Pimpalwandi  
Rajuri  
Savargaon  
Yenere  
Shiroli Bu  
Amboli  
Dehane  
Kadus  
Karanjavihire  
Khed Pune  
Kude (Bk)  
Pait  
Shelpimpalgaon  
Wada  
Wafgaon  
Aadale (Bk)  
Karla  
Khadakala  
Takave  
Talegaon Dabhade  
Yelase  
Aambavane  
Male  
Man  
Mutha  
Belsar  
Malshiras  
Nina  
Parinche  
Valha  
Karade  
Kawathe  
Kendur  
Mandavgan Farata  
Nimone

Ranjangaon  
Takali Haji  
Talegaon Dhamdhare  
Karanjavane  
Pasali  
**Solapur District**  
Chapalgaon  
Dudhani  
Jeur  
Karajgi (Akkalkot)  
Maindargi  
Nagansur  
Shirwal (Akkolkot)  
Wagdari  
Agalgaon (Barshi)  
Chikharde  
Gaudgaon  
Pangaon (Solapur)(Barshi)  
Tadwale (Barshi)  
Upaledumala  
Vairag  
Jeur (Solapur)  
Kem  
Korti  
Sade  
Warkute (Karmala)  
Madha (Solapur)  
Manegaon (Solapur)  
Modnimb  
Parite  
Pimpalner  
Ropale (Kawe)  
Tembhurni (Solapur)  
Uplai (Bk)  
Borgaon  
Fondshiras  
Lawang  
Mahalung  
Malinagar  
Mandwe  
Manki

Morocho  
Piliv  
Purandavade  
Shankrnagar  
Velapur  
Andhalgaon  
Bhose (Solapur)  
Borale  
Marwade (Solapur)  
Salgar  
Anagar  
Ankoli  
Begampur  
Kamathi (Solapur)  
Kurul  
Narkhed (Solapur)  
Patkul  
Shirapur  
Kondi  
Mardi  
Tirhe (North Solapur)  
Wadala (Phc)  
Bhalawani (Solapur)  
Gadegaon  
Karkamb  
Kasegaon (Solapur)  
Khardi  
Pulj  
Ropale (Pandharpur)  
Tungat  
Akola (Wasud)  
Gheradi  
Jawala (Solapur)  
Kola  
Mahud  
Nazare  
Aurad  
Bhandarkawate  
Boramani  
Hotagi  
Kandalgaon  
Valsang

**Raigad District**  
Chikhali  
Dhokawade  
Pedhambe  
Poyanad  
Revdanda  
Ambiwali  
Kadav  
Kalamb  
Khandas  
Mohili  
Neral  
Chauk  
Khalapur  
Lohop  
Wawoshi  
Birwadi  
Chimbhave  
Dasgaon  
Pachad  
Vinhare  
Warandh  
Goregaon  
Indapur  
Nandavi  
Nijampur  
Sai  
Shirawali  
Khamgaon  
Mendadi  
Mhasala  
Agardanda  
B. Mandala  
Aajiwali  
Apta  
Gavhan  
Nere  
Wawanje  
Gadab  
Jite  
Ambet  
Mohagaon  
Mandad

**Raigad District**

Kamarli	Lote
Washi	Phurus (Khed)
Palchil	Shiv Bk.
Pitalwadi	Tale
Ambewadi	Tisangi
Kokaban	Wave
Nagothane	Bhambed
B. Panchatan	Jawade
Walwati	Ringane
Jambhulpada	Satawali
Pali	Shiposhi
Tala	Wadilimbu
Koproli	Devhare
Mahagaon	Kumble
Mandad	Panderi
<b>Ratnagiri District</b>	Dhartale
Adare	Jaitapur
Dadar	Jawalethar
Kapare	Karak Karawali Titha
Kharawate	Kelawali
Phurus	Kumbhawade
Rampur (Ratnagiri)	Oni
Sawarde	Phupere
Shirgaon (Ratnagiri)	Solgaon
Wahal	Chanderai
Aasood	Hatkhamba
Anjarla	Jakadevi
Dabhol	Khanu
Kelashi	Kotawade
Phanasu	Malgund
Pisai	Pawas
Sakhaloli	Watad
Umbarle	Burambi
Aabloli	Devale
Chikhali Guhagar	Dhamapur
Hedavi	Kadwai
Kolawali	Kondumre
Talawali	Makhajan
Ambawali	Nive (Khu)
Koregaon (Ratnagiri)	Phungus
	Khad

Sakharpa

Sayale

Wandri

**Thane District**

Badlapur

Mangrul

Vangani

Sonawala

Angaon

Chimbipada

Dabhad

Diva Anjur

Kharbav

Kon

Padgha

Vajreshwari

Ajade

Dahagaon

Nilaje

Khadavali

Dhasai

Kishor

Mhasa

Moroshi

Sarlgao

Shiroshi

Shivale

Tulai

Aghai

Takipathar

Dolkhamb

Kasara

Tembha

Kinhavali

Shenwa

Shendrun

Washind

**Palghar District**

Aina

Ashagad

Chandrapada

Chinchani

Dhundalwadi

Ganjad

Gholwad

Saiwan

Tawa

Jamsar

Nandgaon

Sakharshet

Sakur

Ase

Khodala

Morhanda

Washala

Dandi

Durvesh

Edvwan

Kelwa Mahim

Maswan

Murbe

Saphale

Satpati

Somta

Tarapur

Amagaon

Sutrakar

Udhava

Vasa

Gorha

Khanivali

Kudus

Parali

Agashi

Bhatane

Chadansar

Navghar

Nirmal

Parol

Kaman

Sopara

Kurze

Talwada

Malwada



# **HOSPITAL INFORMATION**

## HOSPITAL INFORMATION

Sr. No.	Name of Hospitals	Year 2023-2024						Year 2024-2025						Year 2025-2026 (upto Sept.2025)						
		IPD			OPD			IPD			OPD			IPD			OPD			
		Female	Male	Total	Female	Male	Total	Female	Male	Total	Female	Male	Total	Female	Male	Total	Female	Male	Total	
1	2	3	4	5	6	7	8	9	10	11	12	13	14	15	16	17	18	19	20	
<b>Dist. Thane</b>		<b>Deputy Director of Health Services Mumbai Circle, Thane</b>																		
1.	Civil Hosp. Thane ...	8174	5976	14150	30464	41861	72325	11846	8707	20553	73938	84483	158421	5808	5247	11055	40062	47538	87600	
2.	Central. Hos. ... Ulhasnagar-3	13499	10559	24058	126237	119741	245978	15848	11436	27284	123795	117236	241031	6088	5848	11936	56224	57413	113637	
3.	GH. Meera Bhaya....	5273	6159	11432	83081	88646	171727	5778	5903	11681	98532	103614	202146	3140	3230	6370	46529	49876	96405	
4.	Mat. H. Ulhasnagar ...	3385	872	4257	68700	41305	110005	3763	1036	4799	52566	25755	78321	1518	1168	2686	12510	8889	21399	
5.	I.G.M. Hos. Bhiw. ...	10096	4479	14575	199223	14575	213798	9719	4840	14559	136408	103346	239754	6009	2953	8962	71147	62310	133457	
6.	SDH. Shahapur ...	8616	6315	14931	101726	113315	215041	8027	5844	13871	105056	90384	195440	4570	3360	7930	44555	41319	85874	
7.	SDH. Ambarnath ...	2583	1232	3815	52480	70561	123041	2913	1269	4182	106339	75726	182065	1798	892	2690	54649	52474	107123	
8.	R.H. Murbad ...	2125	2410	4535	53702	55900	109602	2592	1501	4093	46311	42949	89260	966	693	1659	25834	26436	52270	
9.	R. H. Goveli ...	877	720	1597	34138	29800	63938	1197	835	2032	30252	29395	59647	619	552	1171	16392	15450	31842	
10.	R. H. Badlapur ...	1553	1200	2753	50303	34000	84303	2138	1269	3407	42229	40594	82823	889	584	1473	21526	21350	42876	
11.	R. H. Ambadiphata...	-	-	-	20572	17759	38331	-	-	-	17612	15095	32707	-	-	-	8340	6849	15189	
12.	R.H. Khardi ...	682	317	999	20328	16265	36593	1977	976	2953	23957	19468	43425	774	362	1136	8323	7075	15398	
13.	R.H. Tokawade ...	1229	784	2013	18182	17882	36064	1361	918	2279	20147	20618	40765	720	587	1307	12429	12607	25036	
<b>Dist. Palghar</b>																				
1.	Cott. Ho. Dahanu ...	7212	4843	12055	51780	31361	83141	6694	4211	10905	53653	40610	94263	3653	2022	5675	26835	20129	46964	
2.	SDH. Kasa ...	4999	3105	8104	30484	20894	51378	5860	3499	9359	35426	23292	58718	3653	2166	5819	20692	13379	34071	
3.	R. H. Vangaon ...	879	405	1284	17838	15832	33670	1263	738	2001	20445	18516	38961	709	423	1132	11704	11372	23076	
4.	R. H. Palghar ...	3681	1857	5538	55027	51910	106937	4255	1786	6041	58092	58985	117077	2112	891	3003	30385	32914	63299	
5.	R. H. Manor ...	3976	2122	6098	24731	18633	43364	3270	1801	5071	25286	21127	46413	1979	1193	3172	14918	11624	26542	
6.	R. H. Boisar ...	612	518	1130	38521	38959	77480	767	531	1298	51457	53538	104995	241	237	478	23108	38358	61466	
7.	S.D.H. Jawhar ...	13504	9444	22948	83515	69629	153144	10731	7987	18718	84256	73838	158094	5843	4333	10176	37335	33766	71101	
8.	R. H. Vikramgad ...	4971	2479	7450	42779	44925	87704	3929	1699	5628	44797	43463	88260	2122	895	3017	28756	23334	52090	
9.	R. H. Talasari ...	2862	1397	4259	19725	16386	36111	2980	1323	4303	20471	19423	39894	1790	934	2724	12290	12443	24733	
10.	R. H. Virar ...	278	254	532	24583	25265	49848	426	260	686	27892	28585	56477	277	273	550	16561	15802	32363	
11.	R. H. Wada ...	4085	2778	6863	55337	52764	108101	3306	2079	5385	56217	56713	112930	1995	1200	3195	28102	27994	56096	
12.	R. H. Mokhada ...	5328	3456	8784	31939	29801	61740	3868	2972	6840	32587	29936	62523	2207	1485	3692	16036	15315	31351	

## Dist. Raigad

1.	C.H. Rai. Alibaug ...	8185	12207	20392	38927	92392	131319	10965	9509	20474	100507	104231	204738	6288	4289	10577	45725	49805	95530
2.	SDH. Pen ...	1880	2496	4376	51492	52082	103574	2478	2008	4486	55965	58435	114400	1323	1069	2392	27587	31715	59302
3.	SDH. Karjat ...	1511	1291	2802	48000	25781	73781	2339	1492	3831	48700	41725	90425	1206	728	1934	27390	22419	49809
4.	SDH. Roha ...	1107	793	1900	22533	22491	45024	1301	979	2280	26646	25078	51724	837	568	1405	13794	12939	26733
5.	SDH. Shriwardhan...	1650	988	2638	20949	18408	39357	2089	1580	3669	20821	19455	40276	1011	895	1906	11184	10466	21650
6.	SDH. Panvel ...	4268	4313	8581	50952	55352	106304	4248	4034	8282	57919	62156	120075	2136	2304	4440	27905	32286	60191
7.	SDH. Mangaon ...	3551	3266	6817	39309	36211	75520	4124	3564	7688	38671	37226	75897	2125	1986	4111	20036	19349	39385
8.	RH Uran ...	991	595	1586	25614	24674	50288	1201	679	1880	34722	34731	69453	513	386	899	17736	18293	36029
9.	RH Murud ...	1164	664	1828	11428	11859	23287	1685	837	2522	11550	9351	20901	789	533	1322	7905	6601	14506
10.	RH Mahad ...	1891	1830	3721	28803	24620	53423	1869	1947	3816	19502	16077	35579	1122	1031	2153	14804	11528	26332
11.	RH Mhasala ...	384	540	924	11904	14637	26541	557	379	936	17277	15835	33112	294	535	829	6694	6838	13532
12.	RH Poladpur ...	658	517	1175	12244	11531	23775	724	648	1372	11116	10905	22021	319	289	608	5707	5771	11478
13.	RH Jaswali ...	212	139	351	2543	1996	4539	103	74	177	2877	2455	5332	124	124	248	1576	1476	3052
14.	RH Chowk ...	762	621	1383	15400	14484	29884	1227	908	2135	18661	18101	36762	673	475	1148	10051	10319	20370
15.	R. H. Kashele ...	936	819	1755	16705	20855	37560	947	522	1469	21843	19463	41306	435	273	708	7191	6761	13952

## Dist. Pune

1.	Dist. H. Pune ...	9103	8350	17453	134365	164828	299193	9029	11160	20189	117643	130078	247721	4066	5065	9131	55995	58416	114411
2.	RH. Alandi ...	2504	2719	5223	46177	63432	109609	1766	1557	3323	126027	156708	282735	868	700	1568	50582	61773	112355
3.	RH. Bavada ...	0	0	0	0	0	0	0	0	0	0	0	0	0	0	0	1323	2359	3682
4.	RH. Bhigavan ...	0	0	0	0	0	0	0	0	0	0	0	0	532	530	1062	7489	8117	15606
5.	RH. Chakan ...	1041	296	1337	44315	59893	104208	885	616	1501	47525	74745	122270	766	649	1415	21354	30392	51746
6.	RH. Chandoli ...	1496	746	2242	27674	28663	56337	1840	1133	2973	29549	30548	60097	950	646	1596	14367	15030	29397
7.	RH. Ghodegaon ...	1082	551	1633	29911	26154	56065	790	480	1270	29562	25338	54900	411	281	692	16560	14875	31435
8.	RH. Jejuri ...	1123	388	1511	25152	27447	52599	1374	975	2349	26416	33211	59627	899	598	1497	13895	17117	31012
9.	RH. Junner ...	2018	830	2848	29753	27114	56867	1667	857	2524	31861	26497	58358	901	466	1367	16044	12025	28069
10.	RH. Kale Colony ...	748	368	1116	16214	17391	33605	1149	851	2000	15455	22673	38128	691	499	1190	7996	8996	16992
11.	RH. Kane Phata ...	826	464	1290	20307	18996	39303	469	288	757	43811	36032	79843	722	426	1148	18194	16711	34905
12.	RH. Malthan ...	0	0	0	0	0	0	0	0	0	0	0	0	38	14	52	4193	4700	8893
13.	RH. Narayangaon ...	1484	558	2042	19221	20125	39346	1283	912	2195	21146	20719	41865	317	350	667	9348	8931	18279
14.	RH. Nhawara ...	546	321	867	21644	23545	45189	1058	590	1648	21719	26275	47994	442	310	752	11685	13729	25414
15.	Nimgaon Ketaki ...	885	718	1603	19103	24512	43615	1240	1093	2333	19845	31464	51309	690	590	1280	9901	15555	25456
16.	RH. Pabal ...	0	0	0	0	0	0	0	0	0	0	0	0	28	25	53	2733	3027	5760
17.	RH. Paund ...	1036	749	1785	26911	27396	54307	1157	1026	2183	28301	27533	55834	514	490	1004	12448	11132	23580
18.	RH. Rui ...	533	515	1048	18198	23267	41465	824	612	1436	20260	27626	47886	432	240	672	11402	15332	26734

1	2	3	4	5	6	7	8	9	10	11	12	13	14	15	16	17	18	19	20
19.	RH. Saswad ...	1463	1255	2718	39436	41455	80891	1532	1084	2616	33204	34753	67957	776	542	1318	16318	19499	35817
20.	RH. Shikrapur ...	855	374	1229	23153	26942	50095	1038	657	1695	38436	36009	74445	503	289	792	19310	17772	37082
21.	RH. Shirur	559	287	846	41110	40596	81706	900	386	1286	32997	41556	74553	381	151	532	26808	22036	48844
22.	RH. Supa	425	299	724	20542	24758	45300	954	803	1757	20473	25530	46003	790	529	1319	11158	12877	24035
23.	RH. Velha	763	605	1368	20561	21041	41602	1188	777	1965	18017	18010	36027	575	466	1041	8805	8700	17505
24.	RH. Yawat	1649	904	2553	30180	29775	59955	1910	1239	3149	33916	36301	70217	842	499	1341	17520	17782	35302
25.	SDH (100) Baramati	998	1190	2188	27076	39206	66282	1528	1692	3220	36020	46397	82417	760	842	1602	15944	23651	39595
26.	SDH (100) Manchar	5674	3939	9613	78683	72436	151119	4550	3308	7858	80233	74104	154337	2522	2074	4596	44824	46070	90894
27.	SDH (50) Bhor ...	1742	874	2616	31073	35213	66286	1654	1120	2774	25083	29468	54551	946	530	1476	14969	16347	31316
28.	SDH (50) Daund ...	2346	1541	3887	24687	30061	54748	2533	1805	4338	27392	35304	62696	1490	1273	2763	10566	13131	23697
29.	SDH (50) Indapur ...	2622	2292	4914	51510	53993	105503	2680	2104	4784	56494	62471	118965	1374	1251	2625	25570	27642	53212
30.	SDH (50) Lonavala..	0	0	0	0	0	0	0	0	0	0	0	0	0	0	0	5843	6211	12054
31.	WH Baramati ...	11905	3695	15600	53313	5334	58647	13604	3393	16997	31791	3473	35264	5267	1384	6651	12151	1227	13378

**Dist. Solapur**

1.	DH Solapur ...	0	0	0	0	0	0	456	507	963	66886	45486	112372	1753	2355	4108	34930	38199	73129
2.	R.H. Akkalkot ...	3935	2106	6041	46397	45927	92324	3113	2117	5230	41210	40968	82178	1631	1146	2777	20217	21061	41278
3.	RH. Barshi ...	3679	2313	5992	45700	40511	86211	4480	2086	6566	51447	50320	101767	2478	1099	3577	27870	24860	52730
4.	RH. Jeur ...	0	0	0	0	0	0	336	317	653	4235	6074	10309	397	457	854	4453	7102	11555
5.	RH. Karkamb ...	2833	852	3685	28207	30169	58376	2886	1481	4367	27162	29443	56605	1475	840	2315	13466	14547	28013
6.	RH. Kurduwadi ...	1514	769	2283	30562	41069	71631	1200	755	1955	29555	39824	69379	646	423	1069	16574	22286	38860
7.	RH. Mhada ...	2214	1251	3465	25091	28675	53766	1613	1073	2686	26698	29926	56624	907	578	1485	15318	18617	33935
8.	RH. Malshiras ...	1830	1082	2912	26776	24383	51159	1561	1232	2793	28459	29380	57839	838	698	1536	16299	13484	29783
9.	RH. Mandrup ...	1976	718	2694	27550	28170	55720	1792	731	2523	42220	42082	84302	853	355	1208	17988	18166	36154
10.	RH. Mangalvedha...	1273	397	1670	36535	29820	66355	2189	687	2876	42444	37820	80264	1216	369	1585	23394	19446	42840
11.	RH. Mohol ...	1902	1202	3104	35625	37970	73595	988	680	1668	32045	33154	65199	888	594	1482	19140	18586	37726
12.	RH. Natepute ...	1985	1494	3479	33912	29399	63311	1530	1494	3024	24447	26183	50630	2005	1225	3230	19556	18393	37949
13.	RH. Pangri ...	2511	1279	3790	24750	22427	47177	2150	1245	3395	26045	23404	49449	1281	727	2008	14328	13025	27353
14.	RH. Sangola ...	1372	700	2072	35175	36515	71690	1725	933	2658	37563	34293	71856	895	442	1337	19717	17988	37705
15.	RH. Shetphal ...	1898	775	2673	7258	6372	13630	1834	567	2401	7837	7110	14947	701	247	948	3595	3484	7079
16.	Valsang ...	0	0	0	0	0	0	151	78	229	11388	9213	20601	254	154	408	7549	6642	14191
17.	RH. Wadala ...	1315	791	2106	25558	20450	46008	1919	1255	3174	28571	25868	54439	1220	880	2100	16729	16106	32835
18.	SDH(100) Pandharpur	7099	4975	12074	82665	82667	165332	6154	4784	10938	92688	102866	195554	2636	2637	5273	58193	66456	124649
19.	SDH. (50) Akluj ...	2779	854	3633	50875	44550	95425	3937	2448	6385	46753	50643	97396	1016	312	1328	21009	20291	41300
20.	SDH. (50) Karmala ...	2567	1921	4488	41398	37566	78964	2227	1835	4062	38262	33875	72137	1151	819	1970	19882	16655	36537
21.	W. & Newborn ...	0	0	0	0	0	0	3282	725	4007	21817	908	22725	2445	784	3229	9683	1592	11275

C. H. Solapur

**Dist. Satara**

1.	Dist. H. Satara	...	18684	18010	36694	136347	143036	279383	19606	20017	39623	98262	109392	207654	9312	9684	18996	40799	42876	83675
2.	RH.Aundha	...	873	898	1771	12067	15342	27409	1046	587	1633	15425	18289	33714	568	336	904	8711	10085	18796
3.	RH.Dhahiwadi	...	880	560	1440	14823	18008	32831	838	642	1480	13060	16845	29905	448	359	807	5964	6841	12805
4.	RH.Dhebewadi	...	1360	638	1998	16512	15397	31909	1379	671	2050	16365	15694	32059	718	438	1156	8799	8705	17504
5.	RH.Gondavale	...	832	378	1210	11853	10634	22487	800	452	1252	13354	12986	26340	517	339	856	7470	7634	15104
6.	RH.Kaledhon	...	1293	771	2064	9372	9420	18792	751	506	1257	7225	7063	14288	472	392	864	4160	3881	8041
7.	RH.Kashil	...	220	200	420	9741	11231	20972	615	307	922	10885	12487	23372	235	188	423	5958	6855	12813
8.	RH.Khandala	...	386	309	695	13638	17329	30967	462	511	973	15221	19897	35118	304	221	525	8177	9932	18109
9.	RH.Koregaon	...	915	783	1698	22308	31112	53420	1738	1276	3014	22000	30884	52884	1128	711	1839	8201	7389	15590
10.	RH.Mahabaleshwar	...	1729	1303	3032	27102	30851	57953	1983	1597	3580	23691	25981	49672	1249	1109	2358	13521	11064	24585
11.	RH.Medha	...	371	305	676	15272	15360	30632	551	459	1010	12346	11697	24043	466	653	1119	6413	6311	12724
12.	RH.Patan	...	1231	881	2112	21292	20748	42040	1413	940	2353	25715	24504	50219	767	557	1324	12212	12492	24704
13.	RH.Pimpoda	...	1233	651	1884	14400	20022	34422	1205	819	2024	21504	23101	44605	618	463	1081	9149	11412	20561
14.	RH.Somardi	...	757	519	1276	12530	12431	24961	885	575	1460	13005	12733	25738	338	241	579	6262	7039	13301
15.	RH.Undale	...	1300	666	1966	12575	13595	26170	957	551	1508	16682	14495	31177	454	291	745	9199	7784	16983
16.	RH.Waduj	...	1267	846	2113	20312	18819	39131	1339	1188	2527	16950	17609	34559	612	576	1188	8216	9943	18159
17.	RH.Wai	...	1083	730	1813	37499	37652	75151	1478	1113	2591	32999	35603	68602	667	484	1151	14578	15743	30321
18.	SDH. (100) Karad ...	...	7590	3506	11096	58187	64535	122722	8120	4324	12444	60343	56789	117132	4026	2223	6249	18652	14293	32945
19.	SDH. (50) Phaltan...	...	1253	952	2205	23664	33695	57359	1393	1298	2691	25640	38535	64175	850	750	1600	11625	15954	27579

**Dist. Sangli**

1.	SDH. Kavthem	...	1004	342	1346	25422	27247	52669	1109	847	1956	23439	27143	50582	725	772	1497	20702	25175	45877
2.	SDH. Islampur	...	1119	1555	2674	43219	45952	89171	1754	1518	3272	45933	50348	96281	962	986	1948	23855	26372	50227
3.	RH Ashta	...	449	272	721	16421	12665	29086	852	509	1361	17400	22987	40387	256	233	489	7480	11313	18793
4.	RH Tasgaon	...	807	556	1363	14250	15862	30112	856	511	1367	20241	25790	46031	342	461	803	10506	10808	21314
5.	RH Vita	...	493	818	1311	26445	25752	52197	915	707	1622	29098	25899	54997	706	644	1350	21152	21661	42813
6.	RH Bhivghat K.	...	343	251	594	8023	9573	17596	772	501	1273	7531	9713	17244	472	378	850	4685	5737	10422
7.	RH Kadegaon	...	490	423	913	17750	19000	36750	538	642	1180	16955	19210	36165	385	235	620	6546	9053	15599
8.	RH Chinchwangi	...	673	212	885	16468	16766	33234	1371	382	1753	21476	19946	41422	942	279	1221	14433	12202	26635
9.	RH Kokrud	...	1092	464	1556	13863	11458	25321	701	366	1067	21506	16631	38137	466	318	784	10553	7357	17910
10.	RH Shirala	...	1051	688	1739	23403	24350	47753	1532	993	2525	25908	27402	53310	1084	1175	2259	15446	16723	32169
11.	RH Belanki	...	329	225	554	8414	10604	19018	603	389	992	10319	12229	22548	290	198	488	5874	7306	13180
12.	RH Jath	...	706	410	1116	21501	18225	39726	1369	805	2174	25618	26538	52156	759	497	1256	16510	16723	33233
13.	RH Madgayal	...	376	262	638	11211	14584	25795	989	781	1770	18758	14778	33536	344	227	571	10718	8528	19246
14.	RH Palus	...	560	280	840	18029	25400	43429	955	493	1448	22812	33942	56754	457	441	898	11580	17122	28702
15.	RH Atpadi	...	539	309	848	20358	23575	43933	863	613	1476	24087	26629	50716	493	379	872	12086	13421	25507

1	2	3	4	5	6	7	8	9	10	11	12	13	14	15	16	17	18	19	20
<b>Dist. Kolhapur</b>																			
1.	RH. Ichalkarnji ...	9360	10136	19496	112415	84804	197219	10319	11565	21884	134974	101822	236796	6029	6803	12832	74856	56471	131327
2.	Sub. D. H. Gadhilaj...	5907	4280	10187	57942	43710	101652	5920	3584	9504	75876	57239	133115	3827	2179	6006	47225	35626	82851
3.	Cott. Hosp. Gandhinagar...	1262	811	2073	34758	26221	60979	1517	958	2475	44037	33221	77258	913	507	1420	24828	18728	43556
4.	Ser. Hosp. Kasbabavda ...	1908	1948	3856	64689	48800	113489	2123	2183	4306	79004	59600	138604	1276	1009	2285	43719	32980	76699
5.	Sub. D. H. Kodali ...	1241	844	2085	38509	29050	67559	1425	1145	2570	41399	31231	72630	784	624	1408	24562	18529	43091
6.	RH. Gargoti ...	1718	1246	2964	34672	26156	60828	2973	1777	4750	40175	30308	70483	1983	1323	3306	26397	19914	46311
7.	RH. Ajara ...	1898	820	2718	23366	17627	40993	1913	990	2903	28175	21255	49430	1146	588	1734	14674	11069	25743
8.	RH. Gaganbavda ...	1745	956	2701	12374	9334	21708	1710	767	2477	13554	10225	23779	1092	545	1637	8309	6268	14577
9.	RH. Changad ...	1378	485	1863	24538	18511	43049	2103	812	2915	28796	21724	50520	1277	694	1971	17530	13224	30754
10.	RH. Nesari ...	1577	818	2395	16821	12689	29510	2264	1365	3629	21529	16242	37771	1212	576	1788	14337	10815	25152
11.	RH. Hatkanangle ...	786	463	1249	23959	18074	42033	1242	868	2110	29605	22333	51938	727	472	1199	14564	10987	25551
12.	RH. Pargaon ...	549	469	1018	22068	16648	38716	758	701	1459	24837	18736	43573	412	273	685	13323	10050	23373
13.	RH. Kagal ...	883	585	1468	27710	20904	48614	942	791	1733	29979	22614	52593	510	383	893	14573	10993	25566
14.	RH. Murgud ...	1446	738	2184	28552	21540	50092	1332	976	2308	35930	27105	63035	798	608	1406	20023	15105	35128
15.	RH. Khupire ...	898	447	1345	30011	22640	52651	856	515	1371	32561	24564	57125	529	307	836	17143	12933	30076
16.	RH. Panhala ...	684	544	1228	12061	9099	21160	1056	699	1755	13943	10518	24461	854	562	1416	8586	6477	15063
17.	RH. Radhanagari ...	1483	779	2262	29640	22360	52000	1305	1036	2341	31760	23960	55720	700	456	1156	17921	13519	31440
18.	RH. Solankur ...	813	495	1308	20091	15156	35247	946	667	1613	20786	15680	36466	528	466	994	10737	8100	18837
19.	RH. Malkapur ...	1882	656	2538	25991	19607	45598	1651	888	2539	27339	20624	47963	833	371	1204	14157	10680	24837
20.	RH. Dattawad ...	850	523	1373	27837	21000	48837	785	434	1219	27168	20495	47663	314	131	445	11275	8505	19780
21.	RH. Shirol ...	663	449	1112	24339	18361	42700	823	657	1480	28895	21798	50693	523	359	882	14031	10584	24615
<b>Dist. Sindhudurg</b>																			
1.	GMC/DH Sind. ...	4339	6509	10848	36023	54035	90058	4212	6317	10529	40198	60298	100496	2174	3370	5544	18462	27694	46156
2.	W.H. Kudal ...	3281	820	4101	14225	3556	17781	2342	781	3123	18299	6100	24399	1291	412	1703	11232	3744	14976
3.	SDH. Kankavli ...	4054	2703	6757	24397	36596	60993	2493	3740	6233	24776	37164	61940	1497	1904	3401	13402	20104	33506
4.	S. D. Sawantwadi ...	5127	3418	8545	30859	46289	77148	2927	4390	7317	35593	53389	88982	2391	1510	3901	19144	28716	47860
5.	S. D. Shiroda ...	654	982	1636	12727	19091	31818	682	1023	1705	13595	20392	33987	441	469	910	7581	11371	18952
6.	R. H. Vengurla ...	343	514	857	10763	16145	26908	461	692	1153	12127	18190	30317	324	312	636	6808	10211	17019
7.	R.H. Devgad ...	1678	1118	2796	15657	23485	39142	1384	2075	3459	18181	27271	45452	870	1168	2038	11051	16576	27627
8.	R.H. Dodamarg ...	446	668	1114	11150	16725	27875	392	587	979	11454	17181	28635	249	265	514	6536	9803	16339
9.	R.H. Kudal ...	374	562	936	10491	15737	26228	338	508	846	13627	20440	34067	372	449	821	8744	13117	21861
10.	R.H. Pendurkatta ...	513	769	1282	5518	8277	13795	400	601	1001	5765	8648	14413	353	335	688	3310	4964	8274
11.	R.H. Malvan ...	728	1091	1819	11593	17390	28983	934	1402	2336	11067	16601	27668	486	927	1413	6470	9706	16176
12.	R.H. Vaibhavwadi ...	615	922	1537	8678	13017	21695	654	982	1636	9340	14009	23349	501	617	1118	5437	8156	13593

**Dist. Ratnagiri**

1.	D. H. Ratnagiri	...	13072	13387	26459	97426	100347	197773	12657	14521	27178	99522	103155	202677	6280	8104	14384	55633	56505	112138
2.	RH Devrukh	...	385	296	681	12802	12402	25204	677	561	1238	17526	16022	33548	501	385	886	2042	1775	3817
3.	RH Guhagar	...	415	660	1075	10226	12337	22563	745	990	1735	16620	19091	35711	453	551	1004	10265	11592	21857
4.	RH Lanja	...	636	353	989	16539	14296	30835	737	438	1175	19834	17347	37181	566	392	958	9487	10034	19521
5.	RH Mandangad	...	760	928	1688	12624	12553	25177	597	684	1281	14132	13619	27751	260	344	604	7191	6820	14011
6.	RH Pali	...	241	232	473	9030	10422	19452	372	455	827	13890	12450	26340	587	682	1269	6933	6884	13817
7.	RH Raipatan	...	323	216	539	4893	4066	8959	472	370	842	6093	6027	12120	292	239	531	3333	3322	6655
8.	RH Rajapur	...	1178	706	1884	15108	12676	27784	1036	870	1906	17706	14463	32169	715	649	1364	9067	10449	19516
9.	RH Sangameshwar	...	576	352	928	12993	13234	26227	661	420	1081	13481	13783	27264	647	735	1382	7915	8172	16087
10.	RH Kalambani	...	1664	1781	3445	18550	17168	35718	1679	1687	3366	18695	16815	35510	1054	955	2009	10446	9232	19678
11.	SDH Dapoli	...	1905	1447	3352	28733	31343	60076	2109	1574	3683	35047	36990	72037	1256	1090	2346	19529	19825	39354
12.	SDH Kamathe	...	1325	1447	2772	19424	16470	35894	1626	1739	3365	21257	18188	39445	881	935	1816	12090	10446	22536
13.	WH Ratnagiri	...	0	0	0	0	0	0	0	0	0	0	0	0	0	0	0	0	0	0

**Dist. Nagpur**

1.	RH Bhivpur	...	1630	728	2358	28119	26636	54755	1227	536	1763	27090	27755	54845	906	467	1373	17075	16694	33769
2.	RH Devlapur	...	480	222	702	19863	17710	37573	623	386	1009	23835	22972	46807	593	429	1022	20092	22048	42140
3.	RH Hingana	...	1238	690	1928	59802	56388	116190	1224	703	1927	71049	65396	136445	598	366	964	32470	30474	62944
4.	RH Kamleshwar	...	1437	831	2268	30742	38070	68812	1512	995	2507	30896	58529	89425	874	506	1380	29650	25669	55319
5.	RH Katol	...	2097	1461	3558	49307	43875	93182	1997	1773	3770	44164	51929	96093	1000	1089	2089	25022	22933	47955
6.	RH Kuhi	...	1136	698	1834	38928	34135	73063	1239	883	2122	39525	37675	77200	729	521	1250	24370	22495	46865
7.	RH Mouda	...	1576	827	2403	14440	34139	48579	1654	825	2479	37833	38679	76512	764	481	1245	23441	24845	48286
8.	RH Narkhed	...	1612	1416	3028	41168	45868	87036	904	1832	2736	45990	52026	98016	521	856	1377	30419	30815	61234
9.	RH Umred	...	1858	848	2706	52404	82834	135238	2717	1237	3954	80843	89170	170013	1516	626	2142	39520	43590	83110
10.	RH Parshivani	...	950	609	1559	34980	32105	67085	840	430	1270	30175	32065	62240	493	338	831	28004	27770	55774
11.	SDH(50)Kamptee	...	3718	789	4507	141047	114335	255382	1676	985	2661	98454	17549	116003	0	0	0	91186	68101	159287
12.	SDH (50) Ramtek	...	1839	1148	2987	48985	44712	93697	1150	616	1766	25675	25914	51589	1150	912	2062	30729	30973	61702
13.	WH Nagpur	...	0	0	0	0	0	0	8006	7282	15288	0	0	0	0	0	0	74296	18893	93189
14.	RH Patansawangi	...	0	0	0	0	0	0	0	0	0	0	0	0	92	54	146	4842	5034	9876

1	2	3	4	5	6	7	8	9	10	11	12	13	14	15	16	17	18	19	20	
<b>Dist. Wardha</b>																				
1.	DH Wardha	...	9793	6423	16216	290155	193436	483591	9860	6833	16693	281306	187538	468844	5199	3556	8755	137439	91626	229065
2.	RH Ashti	...	1217	714	1931	25555	17037	42592	1187	740	1927	29324	19550	48874	632	407	1039	15804	10536	26340
3.	RH Bhidi	...	1164	870	2034	20477	13651	34128	1072	732	1804	29728	19818	49546	616	504	1120	17572	11714	29286
4.	RH Deoli	...	1555	1102	2657	45221	30147	75368	1532	1113	2645	52557	35038	87595	683	575	1258	27811	18540	46351
5.	RH Karanja	...	1720	669	2389	38028	25352	63380	992	601	1593	50317	33545	83862	732	372	1104	28531	19021	47552
6.	RH Pulgaon	...	2244	1536	3780	71090	47394	118484	2071	1804	3875	67082	44722	111804	788	705	1493	32854	21903	54757
7.	Samudrapur	...	1149	612	1761	31667	21112	52779	937	576	1513	34202	22801	57003	494	357	851	19231	12820	32051
8.	RH Selu	...	1585	886	2471	55251	36834	92085	1278	854	2132	55286	36858	92144	684	486	1170	27704	18472	46176
9.	RH Wadner	...	586	477	1063	28288	18859	47147	724	741	1465	29346	19564	48910	332	427	759	15011	10007	25018
10.	SDH Hinganghat (100)	...	4273	2961	7234	118183	78789	196972	4176	3184	7360	146794	97863	244657	1950	1407	3357	75966	50644	126610
11.	SDH Arvi (50)	...	2863	1339	4202	50054	33369	83423	2502	1723	4225	70508	47006	117514	1203	926	2129	30478	20311	50789
<b>Dist. Bhandara</b>																				
1.	D. H. Bhandara	...	19356	16475	35831	134852	127833	262685	19454	18046	37500	147333	183721	331054	9337	10370	19707	72124	71993	144117
2.	RH Adyal	...	676	428	1104	27455	24104	51559	747	420	1167	29944	26392	56336	609	351	960	15400	14856	30256
3.	RH Lakhandur	...	1479	1003	2482	28153	26897	55050	1743	2352	4095	29098	26840	55938	1267	1154	2421	15426	14650	30076
4.	RH Lakhani	...	665	386	1051	34624	34903	69527	962	760	1722	41554	40931	82485	501	452	953	18913	20355	39268
5.	RH Mohadi	...	1768	976	2744	30406	30090	60496	2175	1211	3386	35976	34651	70627	1329	880	2209	23507	19240	42747
6.	RH Palandur	...	409	258	667	16943	13590	30533	1432	1154	2586	26791	26160	52951	851	824	1675	13191	13463	26654
7.	RH Pavni	...	1687	1044	2731	42340	34458	76798	1646	1210	2856	46267	40431	86698	1087	931	2018	24801	21414	46215
8.	RH Sihora	...	1157	679	1836	29642	30328	59970	1742	1201	2943	25620	27369	52989	924	786	1710	13584	14131	27715
9.	SDH(100)Tumsar	...	7145	4508	11653	95836	90395	186231	6143	3580	9723	87467	85089	172556	2786	1939	4725	44384	43658	88042
10.	SDH(50) Sakoli	...	2678	1824	4502	31772	25472	57244	2755	2260	5015	40586	36899	77485	1491	1362	2853	22549	20555	43104
<b>Dist. Gondiya</b>																				
1.	RH Aamgaon	...	451	602	1053	16609	19513	36122	965	685	1650	17955	26571	44526	403	520	923	10628	13493	24121
2.	Arjuni Maogaon	...	989	1122	2111	34009	37752	71761	1188	902	2090	32989	40983	73972	455	538	993	14825	18928	33753
3.	RH Chinchgad	...	702	954	1656	11624	13541	25165	1045	1012	2057	12031	17362	29393	487	583	1070	7036	10008	17044
4.	RH Deori	...	1184	1358	2542	18781	20566	39347	2210	1564	3774	26594	36215	62809	509	678	1187	16985	19758	36743
5.	RH Goregaon	...	476	603	1079	17714	19633	37347	1224	914	2138	21797	29590	51387	343	443	786	13841	14237	28078
6.	Navegaon Bandh	...	818	947	1765	18919	21524	40443	897	597	1494	18504	22486	40990	338	416	754	8719	11672	20391
7.	RH Rajegaon	...	183	234	417	15611	17029	32640	518	312	830	15622	20432	36054	271	303	574	8714	11693	20407
8.	Sadak Arjuni	...	276	324	600	19388	22439	41827	546	417	963	22158	26444	48602	341	375	716	11202	13363	24565
9.	Salekasa	...	331	465	796	22231	24112	46343	1063	831	1894	23023	27922	50945	219	279	498	12011	15932	27943
10.	Saunded	...	223	265	488	11086	13043	24129	318	184	502	10087	19165	29252	142	171	313	9001	10775	19776
11.	SDH (50) Tirora	...	625	896	1521	24521	27785	52306	784	579	1363	21544	28646	50190	431	461	892	11204	14851	26055

**Dist. Chandrapur**

1.	Ballarpur	...	3047	2195	5242	59107	44871	103978	2826	1570	4396	64654	63664	128318	1374	732	2106	10352	11152	21504
2.	Bhadravati	...	1130	967	2097	21749	41970	63719	1227	1207	2434	21209	21722	42931	647	662	1309	10993	11449	22442
3.	Bramhapur	...	2817	1576	4393	64309	57227	121536	2658	1921	4579	67543	61818	129361	1421	2307	3728	34262	32242	66504
4.	Gadchandur	...	2101	1262	3363	29615	44421	74036	1990	1298	3288	54705	60087	114792	983	662	1645	34415	37412	71827
5.	Gondpimpari	...	1541	961	2502	22598	33897	56495	156	1202	1358	29730	25585	55315	621	472	1093	14759	12865	27624
6.	Korpana	...	1557	1102	2659	23719	26716	50435	1584	1139	2723	26779	31183	57962	568	493	1061	15386	17604	32990
7.	Nagbhid	...	806	660	1466	42410	45714	88124	983	986	1969	43593	46830	90423	542	537	1079	23577	29129	52706
8.	Pombhurna	...	1904	744	2648	22572	22843	45415	1380	772	2152	22842	23214	46056	849	488	1337	11767	13026	24793
9.	Rajura	...	4724	3591	8315	83513	95760	179273	5121	4260	9381	99439	105238	204677	2531	2549	5080	54739	61238	115977
10.	Sawali	...	837	636	1473	20407	18318	38725	715	508	1223	25649	24632	50281	473	457	930	7448	7937	15385
11.	Sindewahi	...	1285	296	1581	41396	32364	73760	1188	558	1746	39193	31776	70969	318	108	426	18003	16215	34218
12.	SDH (100)Chimur...	...	2761	2300	5061	59268	55663	114931	2884	2523	5407	61619	59790	121409	1849	1490	3339	31212	28342	59554
13.	SDH (100)Warora...	...	2938	2059	4997	77108	75857	152965	3434	2462	5896	83053	82611	165664	1509	1095	2604	38329	36276	74605
14.	SDH (50) Mul	...	2759	2107	4866	69144	58516	127660	3000	2438	5438	78794	65941	144735	1738	1303	3041	42428	37362	79790

**Dist. Gadchiroli**

1.	D. H. Gadchiroli	...	6923	15228	22151	43628	47739	91367	7864	16576	24440	86282	93071	179353	4607	8567	13174	39970	43584	83554
2.	RHAashti (Gad)	...	1018	886	1904	16728	11732	28460	1160	1308	2468	40513	42298	82811	682	686	1368	18522	19128	37650
3.	RHBhamragad	...	1824	1363	3187	13413	12432	25845	1690	1184	2874	20667	14729	35396	754	552	1306	5534	4973	10507
4.	RH Charmoshi	...	2211	1615	3826	44717	40855	85572	3463	1760	5223	48940	44602	93542	1440	1093	2533	23234	18345	41579
5.	RHDhanora(Gad)...	...	1559	1234	2793	18767	14197	32964	1299	1088	2387	27747	20402	48149	808	670	1478	13824	10414	24238
6.	RH Eatapalli	...	1031	789	1820	13183	9512	22695	1008	755	1763	17016	13173	30189	639	435	1074	7939	7624	15563
7.	RH Korchi	...	1045	842	1887	6576	5095	11671	1269	880	2149	12955	11044	23999	684	554	1238	1229	813	2042
8.	RH Mulchera	...	1073	838	1911	11072	10620	21692	1034	642	1676	15276	13082	28358	1007	633	1640	8274	7064	15338
9.	RH Sironcha	...	1481	1183	2664	22237	21012	43249	1372	1271	2643	28014	27726	55740	560	491	1051	14726	13113	27839
10.	Wadsa Desaiganj	...	904	625	1529	31390	37166	68556	1102	993	2095	30861	37063	67924	496	444	940	9656	10991	20647
11.	SDH (50) Aheri	...	5496	3275	8771	19136	16270	35406	5294	3264	8558	43938	42322	86260	2737	1423	4160	7112	6122	13234
12.	SDH (50) Armori	...	3129	1855	4984	36064	32646	68710	3045	1767	4812	46085	44464	90549	1486	1004	2490	25368	24730	50098
13.	SDH(50)Kurkheda...	...	2499	1554	4053	18548	15316	33864	2705	1558	4263	39822	35537	75359	1421	913	2334	23461	21155	44616
14.	W. & C. Hos. Gad....	...	11193	2743	13936	44054	14567	58621	10315	2471	12786	45045	17178	62223	6641	2371	9012	24167	9349	33516

1	2	3	4	5	6	7	8	9	10	11	12	13	14	15	16	17	18	19	20	
<b>Dist. Nashik</b>																				
1.	C. S. Nashik	...	18247	16483	34730	116724	100292	217016	15523	14399	29922	125826	101552	227378	14293	12854	27147	102387	84767	187154
2.	C. S. Malegaon	...	15006	9107	24113	90497	85388	175885	9963	16489	26862	125017	67316	192333	12288	8392	20680	78235	72930	151165
3.	SDH. Kalvan	...	983	674	1657	11711	9201	20912	4512	2705	7217	22592	21239	43831	3072	1728	4800	23195	22576	45771
4.	SDH. Niphad	...	1557	870	2427	15798	11334	27132	1118	761	1879	15579	14152	29731	1044	657	1701	16934	14605	31539
5.	SDH. Chandwad	...	475	230	705	12600	11680	24280	1202	1009	2211	21743	19344	41087	1090	901	712	23220	22049	20878
6.	SDH. Manmad	...	922	475	1397	8536	8189	16725	1748	1145	2893	26575	34982	61557	1404	1106	2510	24591	29832	54423
7.	RH. Trimbakeshwar	...	1255	754	2009	8897	11143	20040	1522	759	2281	21163	17433	38596	1299	689	1988	19914	15602	35516
8.	Peth	...	1244	577	1821	19277	14202	33479	1125	563	1688	26142	19576	45718	1316	794	2110	29284	20139	49423
9.	Harsul	...	592	285	877	9844	9339	19183	1613	798	2411	21419	21279	42698	1579	723	2302	20611	20986	41597
10.	Dindori	...	1067	754	1821	17584	15661	33245	2300	1200	3500	32000	28540	60540	848	476	1324	15544	12634	28178
11.	Wani	...	1082	517	1599	9909	8844	18753	1716	1000	2716	25324	25313	50637	1300	897	2197	19925	18297	42616
12.	Surgana	...	1796	1029	2825	22304	21580	43884	1394	913	2307	19710	20189	39899	1172	779	1951	17880	18016	35896
13.	Devla	...	916	762	1678	18020	14576	32596	861	541	1402	10259	10262	20521	894	592	1486	11302	12422	23724
14.	Satana	...	1133	540	1673	8191	6696	14887	1762	1179	2941	30408	33213	63621	1124	936	2060	31364	30300	61664
15.	Dabhadi	...	792	446	1238	5390	6148	11538	636	341	977	13334	11021	24355	393	241	634	10168	10180	20348
16.	Zodga	...	1510	830	2340	11401	11453	22854	1254	1132	2386	15888	12686	28574	1041	889	1930	17335	8313	25648
17.	Nandgaon	...	1748	791	2539	16000	13734	29734	1642	918	2560	13228	11687	24915	1392	676	2068	11156	12459	23615
18.	Nagarsul	...	1223	639	1862	24170	19837	44007	706	519	1225	6054	5561	11615	55	80	135	4137	5532	9669
19.	Dodi	...	1283	866	2149	18236	20155	38391	492	341	833	8556	8737	17293	460	454	804	7396	9509	16905
20.	Ghoti	...	1158	516	1674	13546	12087	25633	1053	703	1756	24022	20827	44849	924	600	1524	18753	14798	33551
21.	Egatpuri	...	1634	982	2616	22960	21836	44796	830	732	1562	10159	12461	22620	668	668	1336	12512	10373	22885
22.	Lasalgaon	...	780	468	1248	7349	7481	14830	950	583	1533	11035	10113	21148	1083	515	1598	9865	10093	19958
23.	Dangsaudane	...	984	646	1630	15914	11581	27495	1031	1600	2631	14069	14232	28301	775	458	1233	8640	8658	17298
24.	Nampur	...	463	200	663	7579	7097	14676	1050	639	1689	11674	11545	23219	1775	845	2620	13575	7320	20895
25.	Umrane	...	3665	2621	6286	30942	20173	51115	491	352	843	6332	7424	13756	819	563	1382	7829	8935	16764
26.	Yewala	...	2037	886	2923	35213	24801	60014	2013	1037	3050	39437	26736	66173	1674	945	2619	24643	15973	40616
27.	Aabhona	...	1737	1077	2814	19551	16168	35719	1162	634	1796	12839	10215	23054	637	1156	1793	14469	10671	25140
28.	Barhe	...	1608	1038	2646	21280	31032	52312	855	1232	2087	22107	18093	40200	915	674	1589	13730	11564	25294
29.	Sinner	...	1810	901	2711	18256	16655	34911	1342	880	2222	20676	19670	40346	696	415	1111	12790	11829	24619
30.	WCH Malegaon	...	1564	1429	2993	18240	16350	34590	912	370	1282	6595	4283	10878	4614	1411	6025	11967	3128	15095
31.	Girnare	...	788	256	1044	7251	4756	12007	1274	598	1872	11623	10681	22304	1130	531	1661	12439	10394	22833
32.	Pimpalgaon Bas.	...	0	0	0	455	1671	2126	264	172	436	2950	4511	7461	283	209	492	3407	4219	7626

**Dist. Dhule**

1.	Shirpur	...	1871	1229	3100	16499	15044	31543	2171	1687	3858	20544	19851	40395	2152	1809	3961	23180	21874	45054
2.	Dondaicha	...	860	695	1555	15947	18155	34102	923	1006	1929	24496	19953	44449	1122	950	2072	21713	25245	46958
3.	Shindkheda	...	556	317	873	9711	9993	19704	581	358	939	19795	13850	27645	437	284	721	13930	14303	28233
4.	Sakri	...	1185	529	1714	10235	11611	21846	963	393	1356	13099	15432	28531	1151	506	1657	13913	16617	30530
5.	Pimpalner	...	1204	723	1927	9199	8825	18024	1419	658	2077	12090	12701	24791	1308	650	1958	13504	15110	28614
6.	Jaitane	...	250	257	507	5645	5203	10848	246	184	430	6552	6230	12782	550	372	922	4720	6155	10872
7.	Songir	...	378	152	530	7344	8717	16061	735	445	1180	19763	21117	43483	442	297	739	10164	11295	21459
8.	Thalner	...	406	274	680	6620	5186	11806	1235	661	1896	17534	16900	34434	334	211	545	10172	7976	18148

**Dist. Nandurbar**

1.	C. S. Nandurbar	...	19652	15463	35115	62719	61555	124274	20429	15591	36020	125429	119591	245020	21844	17300	39144	96944	107264	204208
2.	SDH.Navapur	...	3078	1027	4105	20237	17044	37281	3650	1820	5470	23563	19520	43083	4434	2438	6872	19588	15936	35524
3.	SDH.Taloda	...	3729	1816	5545	17038	13768	30806	4265	1969	6234	26236	22797	49033	5066	2646	7712	23976	18462	42438
4.	RH.Mhasavad	...	2174	1127	3301	18599	9702	28301	2326	1329	3655	20629	12129	32758	1704	1068	2772	23314	21236	44550
5.	RH.Dhadgaon	...	4234	2094	6328	21892	18741	40633	5326	2229	7555	23926	19850	43776	8666	4614	13280	32020	30912	62932
6.	RH.Aakkalkuva	...	3613	1933	5546	18450	15066	33516	3920	2026	5946	20363	17526	37889	5098	2620	7718	26822	29482	56304
7.	RH.Dhanora	...	1263	689	1952	9052	7133	16185	1526	890	2416	10236	9235	19471	1614	956	2570	15062	12312	27374
8.	RH.Ranala	...	1498	1021	2519	13787	11430	25217	1623	1229	2852	15289	13426	28715	1700	1986	3686	21660	17850	39510
9.	RH.Khandbara	...	2198	4017	6215	26030	16660	42690	2398	4236	6634	28634	19825	48459	4428	2562	6990	32050	33996	66046
10.	RH.Khondamali	...	1157	650	1807	6550	4287	10837	1226	826	2052	6536	5228	11764	1436	1138	2574	7804	7730	15534
11.	RH.Torammal	...	385	205	590	4415	6160	10575	425	326	751	6329	8249	14578	292	120	412	9342	7968	17310
12.	RH.Molagi	...	3122	2482	5604	16075	10464	26539	3324	2628	5952	18203	12434	30637	5082	2346	7428	30082	17986	48068
13.	RH.Visarwadi	...	2613	914	3527	18396	8659	27055	2829	1326	4155	20436	12395	32831	2216	1478	3694	19600	14424	34024
14.	RH.Zamana	...	1037	481	1518	10310	7081	17391	1236	652	1888	12426	9863	22289	1544	8481	10025	20372	15308	35680
15.	RH.Shahada	...	0	0	0	0	0	0	0	0	0	0	0	0	1518	820	2338	12268	17966	30234
16.	W.Hospital NDB	...	0	0	0	0	0	0	0	0	0	0	0	0	1476	372	1848	5830	2070	7900

1	2	3	4	5	6	7	8	9	10	11	12	13	14	15	16	17	18	19	20	
<b>Dist. Jalgaon</b>																				
1.	CS Jalgaon	...	0	0	0	0	0	0	0	0	0	0	0	0	0	0	0	0	0	
2.	SDH Chopda	...	3290	2880	6170	30000	35200	65200	2031	1838	3869	34600	37498	72098	2282	2068	4350	45642	43981	89623
3.	SDH Muktainagar...	...	759	935	1694	18502	16310	34812	1915	1410	3325	28620	19195	47815	1145	920	2065	32349	38932	71281
4.	SDH Jamner	...	1920	1790	3710	82000	97000	179000	1612	1079	2691	32508	35032	69721	1170	959	2129	26430	37432	63862
5.	RH Amalner	...	6033	4038	10071	18572	16727	35299	1239	989	2228	16021	13844	29865	1870	468	2338	31132	7783	38915
6.	RH Amalgaon	...	480	520	1000	4550	5400	9950	980	774	1754	5445	3571	9016	1260	462	1722	16866	4668	21534
7.	RH Dharangaon	...	435	392	827	1732	2785	4517	939	595	1534	26180	23078	49258	965	654	1619	23445	25443	48888
8.	RH Erondol	...	624	1135	1759	7565	9545	17110	837	673	1510	9751	3418	13169	269	171	1392	2469	3103	23241
9.	RH Pachora	...	4795	2116	6911	39426	33581	73007	1072	765	1837	26546	26072	52618	1342	1205	2547	27407	23004	50411
10.	RH Bhadgaon	...	3896	4265	8161	5572	7522	13094	2234	1130	3364	3514	1700	5214	952	645	1597	12550	5852	18402
11.	RH Chalisgaon	...	1288	572	1860	8326	9466	17792	1895	932	2827	12570	17575	30145	1501	663	2164	11779	13312	25091
12.	RH Mehubare	...	1250	750	2000	13000	12500	25500	1432	1178	2610	8570	3780	12350	451	307	758	8862	5117	13979
13.	RH Patur	...	1150	1592	2742	14256	13130	27386	1654	1130	2784	22338	10330	32648	1772	1455	3227	16916	17716	34632
14.	RH Pimpalgaon	...	686	497	1183	11255	7504	18759	859	500	1359	12795	10100	22895	532	356	888	10993	9933	20926
15.	RH Varangaon	...	720	600	1320	8111	6389	14500	740	285	1025	9877	7583	17460	466	368	834	17993	16933	34926
16.	RH Bodhvad	...	8000	7000	15000	14000	16000	30000	930	819	1749	15550	13250	28800	600	500	1100	11732	12561	24293
17.	RH Yaval	...	1723	978	2701	24541	22549	47090	812	631	1443	23336	22694	46030	915	763	1678	25774	27641	53415
18.	RH Navhi	...	958	699	1657	9116	5089	14205	916	726	1642	10926	10786	21712	466	368	834	9620	10965	20585
19.	RH Raver	...	1180	1150	2330	17497	16037	33534	866	514	1380	5277	4823	10100	2504	1210	3714	26312	26805	53117
20.	RH Pal	...	615	401	1016	3560	4512	8072	1750	1302	3052	23185	21100	44285	980	603	1583	6543	4512	11055
21.	RH Sawada	...	0	0	0	4897	5518	10415	0	0	0	8112	4055	12167	409	370	779	12830	6010	18840
22.	Cott. Hos. Parola	...	946	364	1310	14799	16670	31469	980	760	1740	29220	20005	49225	855	535	1390	23435	21264	44699
23.	RH Bhusawal	...	4205	4330	8535	7028	5208	12236	877	1095	1972	19452	15710	35162	480	515	995	6220	10512	16732
24.	WH Mohadi	...	305	0	305	1214	0	1214	985	850	1835	3335	2550	5885	1308	459	1767	479	11146	11625

## Dist. Ahilyanagar

1.	D.H.A.Nagar	...	31294	28104	59398	32612	41579	74191	12342	10664	23006	71540	61526	133066	13698	11551	25249	69939	76157	146096
2.	RH. Rahta	...	700	467	1167	281	467	11428	2573	1688	4261	22373	18419	40792	1889	845	2734	18760	25412	43905
3.	RH. Akole	...	349	526	875	3020	2438	5458	1486	498	1984	24083	11862	35945	412	204	616	4199	8566	12765
4.	RH. Srirampur	...	245	223	468	3393	4135	7528	1313	1420	2733	15640	12556	28196	1325	514	1839	13328	14097	27425
5.	RH. Kopargaon	...	1204	803	2007	482	321	4460	663	839	1502	17413	15574	32987	685	592	1277	16951	13494	30445
6.	Dhokeshwartakli	...	139	92	231	55	37	11776	685	544	1229	7460	9558	17018	907	716	1623	11462	13365	24827
7.	RH. Pathardi	...	821	313	1144	10751	12009	22760	3634	1054	4688	30624	36462	67085	3230	928	4158	30874	36833	67707
8.	RH. Shrigonda	...	187	125	312	75	50	9018	511	425	936	22321	16437	38758	519	301	820	17501	23971	41472
9.	RH. Loni	...	40	26	66	16	11	16876	870	262	1132	17217	15056	32273	859	420	1279	18861	14815	33676
10.	RH. Shevgaon	...	191	128	319	77	51	7199	1020	330	1350	16575	16950	33525	738	282	1020	16837	17500	34337
11.	RH. Nevasa	...	407	272	679	163	109	6324	1018	365	1383	24816	10047	34863	469	1224	1693	12097	12078	24175
12.	RH. Vanbori	...	204	136	340	82	54	11924	773	1093	1866	6070	8445	14515	2014	2725	4739	13320	15506	28826
13.	RH. Rajur	...	626	549	1175	15032	13239	28271	852	779	1631	22082	19787	41869	654	464	1118	15236	14920	30156
14.	RH. Puntamba	...	1066	710	1776	426	284	23738	567	468	1035	7104	9992	17096	1116	573	1689	16983	12157	29140
15.	RH. Parner	...	715	423	1138	14996	19097	34093	977	542	1519	15748	21054	36802	645	409	1054	10307	14428	24735
16.	RH. Sangamner	...	539	359	898	216	144	18673	829	435	1264	20510	17930	38440	895	422	1317	24438	15438	39876
17.	RH. Ghodegaon	...	378	252	630	151	101	15617	344	381	725	8276	6707	14983	399	416	815	19034	15035	34099
18.	RH. Kotul	...	227	152	379	91	61	5115	19712	1635	21347	8249	11433	19712	988	625	1613	9860	10911	20771
19.	Chinchodipatil	...	977	652	1629	391	261	28055	480	284	764	5815	7612	13427	567	527	1094	7235	8434	156669
20.	RH. Karjat	...	104	69	173	42	28	5922	536	383	919	14954	16208	31162	372	618	990	14676	19724	34400
21.	RH. Taharabad	...	327	218	545	131	87	12952	752	437	1189	5768	8650	14418	753	370	1123	11153	8995	19748
22.	RH. Bodhegaon	...	776	489	1225	11724	8502	20226	342	349	691	11534	15152	26686	624	472	1096	15491	14019	29510
23.	RH. Sakur	...	916	611	1527	366	244	19605	1232	1189	2421	14203	12810	27013	742	411	1153	14448	12437	26845
24.	RH. Rahuri	...	179	120	299	72	48	8816	282	205	487	15254	11916	27170	237	189	426	12590	15923	28513
25.	RH. Jamkhed	...	301	201	502	120	80	22395	354	401	755	15545	19226	34771	208	300	508	13365	17811	31176
26.	RH. Samsherpur	...	327	218	545	131	87	8206	452	354	806	7686	6745	14431	421	311	732	7892	5984	13876

1	2	3	4	5	6	7	8	9	10	11	12	13	14	15	16	17	18	19	20	
<b>Dist. Latur</b>																				
1.	SDH. Udgir	...	10857	7238	18095	102465	68310	170775	14543	8841	23384	128046	75141	203187	6148	4156	10304	89146	54798	143944
2.	SDH. Nilanga	...	4838	3225	8063	32241	21494	53735	5748	3946	9694	41068	23643	64711	3485	2104	5589	34165	24615	58780
3.	RH. Killari	...	749	1124	1873	15737	23605	39342	1357	1426	2783	20464	25966	46430	898	688	1586	18459	14651	33110
4.	RH. Ahamadpur	...	2830	4245	7075	52974	79462	132436	3715	4968	8683	61423	87408	148831	2465	1947	4412	51496	34568	86064
5.	RH. Chakur	...	1429	952	2381	49469	32979	82448	2102	2416	4518	62445	36277	98722	1074	714	1788	34689	24158	58847
6.	RH. Murud	...	2739	1826	4565	63883	42588	106471	3607	2746	6353	81231	46847	128078	1647	1149	2796	41785	28454	70239
7.	RH. AUSA	...	2218	1479	3697	62830	41887	104717	3114	3819	6933	77516	46076	123592	945	1347	2292	37415	24387	61802
8.	RH. Kasarsirshi	...	829	553	1382	26626	17750	44376	1529	1927	3456	34161	19525	53686	712	598	1310	17457	12479	29936
9.	RH. Renapur	...	1723	1148	2871	38325	25550	63875	2267	2814	5081	51314	28105	79419	945	1347	2292	16489	24123	40612
10.	RH. Babhalgaon	...	410	273	683	9060	6040	15100	659	768	1427	14564	6644	21208	398	289	687	14658	9715	24373
11.	RH. Jalkot	...	1540	1026	2566	23969	15979	39948	1926	2384	4310	36561	17577	54138	1347	846	2193	17459	11684	29143
12.	RH. Deoni	...	1014	676	1690	31020	20680	51700	1247	1679	2926	41213	22748	63961	648	348	996	19482	14569	34051
13.	Shirur Anantpal	...	718	478	1196	9445	6297	15742	924	1462	2386	21651	6927	28578	711	416	1127	6148	3948	10096
14.	Woman H. Latur	...	9922	0	9922	59136	0	59136	14329	0	14329	81847	0	81847	6842	0	6842	29459	0	29459
<b>Dist. Dharashiv</b>																				
1.	SDH. Omarga	...	3912	2585	6497	45560	53654	99214	6123	7125	13248	61131	67129	128260	2548	1961	4509	31140	36485	67625
2.	SDH. Paranda	...	1675	1476	3151	35146	38447	73593	2415	2958	5373	47231	51213	98444	1394	1469	2863	24158	31494	55652
3.	R. H. Naldurg	...	0	0	0	0	0	0	2814	2689	5503	18249	16487	34736	1061	738	1799	12009	15756	27765
4.	R.H. Tuljapur	...	3227	3235	6462	52099	60851	112950	4123	4966	9089	69432	71231	140663	3141	2704	5845	43449	51489	94938
5.	R.H. Murum	...	779	512	1291	26383	28919	55302	1456	1687	3143	34641	48989	83630	605	548	1153	19248	26489	45737
6.	R.H. Kallamb	...	1970	1366	3336	59034	63412	122446	3161	3458	6619	71611	77934	149545	1648	1167	2815	46179	54156	100335
7.	R.H. Washi	...	1508	1708	3216	31256	3546	34802	2415	2974	5389	41312	51487	92799	1142	1269	2411	25149	29452	54601
8.	R.H. Bhoom	...	1794	1552	3346	37764	44512	82276	2745	3146	5891	51651	54621	106272	1308	711	2019	29483	37856	67339
9.	R.H. Ter	...	1055	847	1902	30450	28629	59079	2451	2874	5325	41231	41651	82882	947	698	1645	24689	27978	52667
10.	R.H. Lohara	...	1261	946	2207	23004	24198	47202	2146	2698	4844	31651	31716	63367	1366	947	2313	17456	21695	39151
11.	W.H. Dharashiv	...	1449	1166	2615	16871	21191	38062	2474	2741	5215	21465	24415	45880	1274	858	2132	14382	18475	32857

**Dist. Nanded**

1.	R. H. Dharmabad ...	4000	3747	7747	51255	34170	85425	4400	4122	8522	59462	46156	105618	2596	1726	4322	36452	24569	61021
2.	R. H. Naigaon ...	3551	1920	5471	66538	44359	110897	3906	2112	6018	77915	53145	131060	1854	1188	3042	38146	27458	65604
3.	R. H. Barad ...	1274	695	1969	29965	19977	49942	1401	765	2166	34945	26489	61434	856	478	1334	19658	12964	32622
4.	R. H. Biloli ...	3541	3205	6746	49944	33296	83240	3895	3526	7421	56879	37459	94338	2148	1811	3959	32458	22643	55101
5.	R. H. Bhokar ...	3690	2821	6511	48679	32452	81131	4059	3103	7162	56745	36798	93543	1396	1164	2560	27145	19642	46787
6.	R.H. Kandhar ...	2950	1972	4922	45553	30369	75922	3245	2169	5414	56489	39471	95960	1064	742	1806	29164	21457	50621
7.	R. H. Mudkhed ...	1707	904	2611	51873	34582	86455	1878	994	2872	59445	43489	102934	805	328	1133	34684	23201	57885
8.	Himayatnagar ...	2547	1987	4534	29872	19915	49787	2802	2186	4988	39458	29754	69212	1643	1010	2653	18652	12704	31356
9.	W.H. Nanded ...	6939	2192	9131	40632	27088	67720	7633	2411	10044	48756	33147	81903	3164	1028	4192	23605	15640	39245
10.	Civil Hos. Nanded ...	3594	3793	7387	104338	69559	173897	3953	4172	8125	167415	94968	262383	2141	2588	4729	82458	56477	138935
11.	RH. Malegaon ...	636	420	1056	13181	8788	21969	700	462	1162	16489	13487	29976	622	289	911	10345	7146	17491
12.	RH. Ardhapur ...	1392	674	2066	23577	18384	41961	1531	741	2272	27489	26485	53974	846	589	1435	16477	11248	27725
13.	SDH. Mukhed ...	8027	6260	14287	73354	48902	122256	9413	7652	17065	85486	64511	149997	4856	3945	8801	43985	31681	75666
14.	SDH. Deglur ...	3423	2087	5510	65300	43534	108834	4612	4413	9025	76455	54473	130928	1748	1246	2994	41698	27156	68854
15.	SDH. Hadgaon ...	4636	3137	7773	73964	49310	123274	6842	7145	13987	84566	58746	143312	2169	1678	3847	44614	29474	74088
16.	SDH. Gokunda ...	3737	2443	6180	69722	46481	116203	5146	6189	11335	81743	57415	139158	1684	1351	3035	38956	26943	65899
17.	R. H. Umari ...	4101	3617	7718	48456	32304	80760	5943	7741	13684	58459	37621	96080	2648	1959	4607	33569	21587	55156
18.	R.H. Loha ...	3214	2256	5470	22993	15329	38322	4656	5477	10133	34779	17956	52735	1692	1367	3059	16598	11690	28288
19.	R.H. Mahur ...	2508	1235	3743	42866	28578	71444	4127	5689	9816	54860	34821	89681	924	629	1553	21679	14698	36377
20.	R.H. Mandvi ...	954	690	1644	23716	15810	39526	1645	1748	3393	27564	24896	52460	267	227	494	13597	8849	22446

1	2	3	4	5	6	7	8	9	10	11	12	13	14	15	16	17	18	19	20	
<b>Dist. Beed</b>																				
1.	SDH. Parali	...	2492	2342	4834	79187	76234	155421	6846	7165	14011	99140	83857	182997	2895	3109	5187	88046	84620	160637
2.	SDH. Georai	...	2926	2371	5297	55482	55553	111035	4266	4974	9240	65499	61108	126607	2368	1751	3517	37064	38045	71633
3.	RH. Majalgaon	...	4170	1982	6152	77726	55362	133088	4920	5623	10543	97135	60898	158033	1684	629	1911	34055	34698	65541
4.	RH. Chinchvan	...	1005	802	1807	19500	14902	34402	1604	1946	3550	26498	16392	42890	2104	575	2150	24156	21548	36000
5.	RH. Talkhed	...	1515	1066	2581	9173	7260	16433	2106	2466	4572	14098	7986	22084	2004	1406	2800	11458	9645	18000
6.	RH. Kaij	...	4109	2689	6798	68503	77503	146006	5184	5689	10873	81645	85253	166898	2348	1806	4136	54325	51487	97828
7.	RH. Raimoha	...	900	779	1679	12023	9004	21027	1688	1944	3632	16446	9904	26350	1267	965	1859	14095	12486	22330
8.	RH. Dharur	...	780	472	1252	37890	28980	66870	1761	2261	4022	46148	31878	78026	1298	1069	2000	44148	37894	76500
9.	RH. Aashti	...	1888	1408	3296	2156	25449	27449	2499	2698	5197	2648	27994	30642	1104	1064	1816	19495	18465	34450
10.	RH. Patoda	...	1339	1248	2587	23675	19466	43141	1766	2107	3873	31598	26445	58043	1368	928	1964	18651	15487	31392
11.	RH. Nandurghat	...	1005	900	1905	18500	13400	31900	1498	1679	3177	24564	16484	41048	1824	1106	2595	21942	16466	33300
12.	RH. Dhanora	...	749	790	1539	22400	22063	44463	1576	1944	3520	29450	31456	60906	714	741	1164	16479	15978	29690
13.	Cottage Neknoor	...	1266	367	1633	4698	40702	45400	2409	2674	5083	5168	45116	50284	1201	626	1519	5148	29445	30390
14.	Ambajogai	...	1506	293	1799	21031	7614	28645	2109	2649	4758	24746	8375	33121	998	147	977	14756	5648	18704
15.	W. H. Neknur	...	2820	487	3307	23987	2961	26948	2709	536	3245	26386	3257	29643	3106	367	2906	32486	2689	33253
<b>Dist. Akola</b>																				
1.	Akola	...	0	0	0	0	0	0	0	0	0	0	0	0	0	0	0	0	0	0
2.	SDH. Murtijapur	...	11057	6592	17649	71446	71146	142592	9881	5524	15405	75701	77701	153402	4119	3051	7170	46719	41606	88325
3.	SDH. Balapur	...	3153	2298	5451	37177	34433	71610	1653	1220	2873	48772	22460	71232	1154	1412	2566	20150	19527	39677
4.	RH. Akot	...	995	1616	2611	52732	54695	107427	2140	1140	3280	56058	61535	117593	678	813	1491	28907	31351	60258
5.	RH. Barshi Takli	...	1064	449	1513	24205	18250	42455	713	1045	1758	28010	26908	54918	397	773	1170	17516	18814	36330
6.	RH. Chatari	...	1045	1847	2892	13400	9428	22828	2260	1516	3776	1360	12190	13550	1872	1649	3521	8372	6474	14846
7.	RH. Telhara	...	845	895	1740	36485	37989	74474	782	899	1681	36987	38512	75499	484	519	1003	14686	20378	35064

**Dist. Washim**

1.	DH Washim	...	8234	10283	18517	98681	112341	211022	10485	12914	23399	102646	118236	220882	5820	7939	13759	53895	60920	114815
2.	DWH Washim	...	10649	2730	13379	6943	65	7008	8557	2391	10948	7060	61	7121	6125	1250	7375	4956	33	4989
3.	SDH Karanja	...	3612	2506	6118	39561	36451	76012	4509	3356	7865	64887	65700	130587	3215	2679	5894	35279	38679	73958
4.	RH. Mangrulpir	...	5545	2825	8370	50729	48342	99071	5833	3621	9454	55066	52533	107599	3811	2190	6001	33650	33948	67598
5.	RH. Risod	...	1178	921	2099	17697	19037	36734	1589	1319	2908	18782	22170	40952	1022	993	2015	9937	10939	20876
6.	RH. Manora	...	2180	1714	3894	24771	24204	48975	2754	2031	4785	34389	34978	69367	1970	1500	3470	18387	21382	39769
7.	RH. Kamargaon	...	1027	735	1762	28060	25692	53752	1570	1418	2988	35377	33248	68625	1401	1262	2663	18563	18206	36769
8.	RH. Malegaon	...	2258	1281	3539	30144	25464	55608	3109	1653	4762	39569	35907	75476	1312	938	2250	20574	19353	39927
9.	RH. Ansing	...	1339	686	2025	23919	23081	47000	2573	1900	4473	28137	28510	56647	1494	913	2407	14929	14885	29814

**Dist. Amravati**

1.	G. H. Amravati	...	17749	26624	44373	151033	217341	368374	14157	23995	38152	178124	256324	434448	7299	12371	19670	96618	139036	235654
2.	RH. Anjangaon	...	2164	3245	5409	61701	88790	150491	2051	3476	5527	81092	116693	197785	1270	2152	3421	49198	70797	119995
3.	RH. Bhatkuli	...	860	1291	2151	18975	27306	46281	889	1507	2397	23574	33923	57497	539	914	1453	13402	19286	32688
4.	RH. Chandur Baz...	...	2389	4033	6422	30911	44482	75393	2453	4158	6611	43108	62034	105142	746	1264	2010	25085	36098	61183
5.	RH. Chadur Rly.	...	1033	1550	2583	34685	49913	84598	1051	1781	2832	37961	54626	92587	670	1135	1805	22826	32846	55672
6.	RH. Chikhaldara	...	1004	1506	2510	17251	24824	42075	700	1186	1886	15665	22543	38208	368	623	991	7838	11278	19116
7.	RH. Churni	...	1116	1675	2791	22042	31718	53760	1024	1736	2761	22228	31987	54215	699	1185	1885	12864	18512	31376
8.	RH. Dhamgaon	...	2761	4142	6903	25023	36008	61031	2116	3587	5704	30156	43395	73551	1004	1701	2705	19429	27959	47388
9.	RH. Nandgaon	...	783	1174	1957	26268	37800	64068	799	1355	2154	27791	39991	67782	475	805	1280	14019	20173	34192
10.	RH. Warud	...	2075	3112	5187	34443	49564	84007	1643	2784	4427	36940	53157	90097	1037	1758	2796	18361	26422	44783
11.	RH. Achalpur	...	4519	6779	11298	73554	105846	179400	4215	7144	11359	80536	115893	196429	2251	3816	6067	44335	63799	108134
12.	RH. Daryapur	...	1850	2775	4625	37501	53966	91467	1398	2369	3766	35506	51093	86599	795	1347	2142	19432	27963	47395
13.	RH Dharni	...	4000	6001	10001	25190	36250	61440	3624	6143	9767	31121	44784	75905	2061	3494	5555	18604	26771	45375
14.	RH Morshi	...	2597	3896	6493	47628	68537	116165	2625	4449	7073	55257	79517	134774	1372	2325	3696	28395	40860	69255
15.	RH Teosa	...	1460	2191	3651	27662	39807	67469	2309	3914	6223	30636	44087	74723	1397	2368	3765	19793	28482	48275
16.	DHW Achalpur	...	11483	0	11483	24018	0	24018	11298	0	11298	29124	0	29124	5288	0	5288	15644	0	15644
17.	DHW Amravati	...	19551	0	19551	38495	0	38495	16587	0	16587	33940	0	33940	8974	0	8974	20806	0	20806

1	2	3	4	5	6	7	8	9	10	11	12	13	14	15	16	17	18	19	20	
<b>Dist. Buldhana</b>																				
1.	D.H. Buldhana	...	15179	12419	27598	27598	128364	155962	15332	12544	27876	165833	135681	301514	7154	7910	15064	360295	76037	436332
2.	Dhw. Buldhana	...	5880	0	5880	28232	0	28232	10997	0	10997	29708	0	29708	7567	0	7567	17220	0	17220
3.	Khamgaon	...	14880	12185	27045	143672	127507	271179	13831	12313	26144	147024	132098	279122	8259	6283	14542	79849	63624	143473
4.	Shegaon	...	9183	7904	17087	62843	71349	134192	9050	9396	18446	75698	83433	159131	4886	8929	9815	41129	61238	102367
5.	SDH Malkapur	...	1159	1765	2924	5290	5629	1919	4489	2902	7391	63177	45817	108994	1222	1317	2539	28504	21615	50119
6.	RH. Chikhali	...	1986	1374	3360	39785	36385	76170	1739	1779	3518	43776	44357	88633	1231	978	2209	29294	2165	50952
7.	Devalgaon Mahi	...	1354	1526	2880	21211	26789	48000	1412	1998	3410	24108	27112	51220	712	848	1560	14110	19100	33210
8.	RH Deulgaon Raja...	...	1800	2201	4001	34150	35860	70010	1461	1152	3481	35723	40180	75904	732	746	1478	6998	20001	26999
9.	Sindkhed Raja	...	1042	1252	2294	29937	26319	56256	1960	2088	4048	31998	28793	60791	1247	1219	2466	15572	15372	30944
10.	RH Bibi	...	1490	1251	2741	15896	19797	35693	1795	1652	3447	20544	24067	44611	1408	1280	2688	12413	13033	25446
11.	RH Lonar	...	2545	2259	4804	21313	23676	44989	2638	3369	6007	19876	26039	45915	1015	858	1873	11314	16654	27968
12.	RH. Mehkar	...	723	827	1550	18970	21380	40350	729	963	1692	27350	24260	51610	229	243	472	11220	18940	30160
13.	Hiwara Ashram	...	28	19	47	5294	3530	4824	354	530	884	12157	8106	20263	332	498	830	7833	5222	13055
14.	RH. Lakhanwada	...	1214	1432	2646	10010	13808	23818	1669	2104	3773	13368	18393	31761	1086	1401	2487	8348	14773	23121
15.	RH. Warvat Bakal...	...	2288	4066	6354	18037	17532	35569	2648	3718	6366	19196	18219	37415	3925	4749	8674	11021	10404	21425
16.	Jalgaon Jamod	...	1755	1589	3344	35102	33254	68356	2390	2282	4672	40566	35108	75674	1368	1153	2521	19621	21270	40891
17.	RH. Motala	...	870	1300	2170	20945	18452	39397	1248	1548	2796	23948	22087	46035	145	162	307	13754	13126	26880
18.	RH Dhad	...	17380	17365	34745	920	593	1513	1671	1165	2836	22953	24411	47364	1111	691	1802	13301	14130	27431
19.	Sangrapur	...	0	0	0	0	0	0	0	0	1927	0	0	011138	0	0	1403	0	0	19350

**Dist. Yavatmal**

1.	WDH Yavatmal	...	1034	0	1034	8971	0	8971	2672	0	2672	27118	0	27118	1336	0	1336	16046	0	16046
2.	SDH Pusad	...	3541	2130	5671	30101	39112	69213	5665	3510	9175	56762	45210	101972	3210	1713	4923	42895	30895	73790
3.	SDH Pkd	...	3006	3906	6913	35798	46507	82314	3984	5175	9160	62222	80836	143072	2277	2958	5235	35798	46507	82314
4.	SDH Darwha		2266	2944	5210	40147	52157	92314	3515	4307	7623	69409	90172	159597	1634	2123	3757	36109	46912	83030
5.	SDH Ukd	...	1571	2041	3612	18324	23806	42134	257	334	592	4444	5773	10218	1402	1822	3224	36915	47958	84882
6.	RH Ghatanji	...	840	1091	1931	9368	12171	21541	2735	3553	6288	33055	42944	76007	1374	1785	3159	20322	26401	46728
7.	RH. Arni	...	2162	2809	4971	29753	38653	68413	3530	4585	8116	64748	84118	148881	1717	2230	3947	37450	48653	86112
8.	RH. Ner	...	1586	2060	3646	16079	20889	36971	1450	1883	3333	35793	46501	82302	532	691	1223	14143	18374	32520
9.	RH. Sawana	...	615	798	1413	12456	16182	28641	2552	3316	5869	27440	35648	63094	1367	1776	3144	14664	19051	33718
10.	RH. Mahagaon	...	0	0	0	0	0	0	148	193	341	4195	5450	9646	226	293	519	10456	13585	24044
11.	RH. Digras	...	1834	2382	4216	15644	20324	35971	3547	4608	8156	53263	69169	122471	2530	3288	5818	25828	33554	59388
12.	RH. Lohi	...	390	506	896	8485	11024	19511	576	748	1324	19380	25178	44562	341	443	784	36915	47958	84882
13.	RH. Wani	...	1832	2380	4213	31013	40290	71310	2232	2900	5133	33572	43615	77195	751	975	1726	15848	20590	36442
14.	RH. Zari Jamni	...	284	370	654	9146	11883	21031	548	711	1259	15499	20135	35638	197	256	453	9234	11998	21235
15.	RH. Ralegaon	...	506	658	1164	16761	21776	38541	1266	1645	2912	34236	44478	78722	742	964	1706	18436	23951	42392
16.	RH. Kalamb	...	637	827	1464	9870	12822	22694	1046	1359	2406	19302	25076	44382	537	697	1234	11189	14536	25728
17.	RH. Karanji	...	491	637	1128	8542	11097	19641	1052	1367	2420	18467	23993	42466	601	781	1383	10276	13350	23628
18.	Dhw Maregaon	...	1051	1365	2416	7381	9589	16971	1509	1961	3470	27022	35105	62133	752	978	1730	13920	18084	32007
19.	Babulgaon	...	811	1053	1864	14199	18447	32649	1162	1509	2671	33787	43895	77690	511	664	1176	18287	23758	42049

1	2	3	4	5	6	7	8	9	10	11	12	13	14	15	16	17	18	19	20	
<b>Dist. Jalna</b>																				
1.	D. H. Jalna	...	8853	13280	22133	100628	150943	251571	8635	12953	21588	111272	166909	278181	5532	8298	13830	48921	73382	122303
2.	SDH.Ambad	...	2152	3228	5380	37486	56228	93714	1993	2989	4982	44966	67449	112415	1225	1838	3063	23183	34775	57958
3.	Woman H. Jalna	...	26906	0	26906	38152	0	38152	8269	12404	20673	23690	35534	59224	3526	5290	8816	9859	14789	24648
4.	RH. Partur	...	1668	2501	4169	18605	27908	46513	1395	2093	3488	24826	37238	62064	737	1105	1842	13176	19764	32940
5.	RH. Ghansavngi	...	1434	2150	3584	29178	43768	72946	1308	1961	3269	28381	42572	70953	706	1060	1766	13536	20303	33839
6.	RH. Bhokardan	...	1749	2623	4372	34909	52364	87273	2908	4362	7270	43252	64878	108130	1885	2827	4712	23458	35187	58645
7.	RH. Tembhuri	...	764	1145	1909	15411	23116	38527	779	1169	1948	15549	23323	38872	510	764	1274	10310	15464	25774
8.	RH. Jafrabad	...	776	1164	1940	8530	12796	21326	711	1066	1777	11014	16521	27535	194	291	485	6053	9080	15133
9.	RH. Mantha	...	2324	3485	5809	24247	36371	60618	2292	3439	5731	27337	41006	68343	1147	1721	2868	15058	22587	37645
10.	RH. Ner	...	598	898	1496	11434	17150	28584	685	1027	1712	13716	20575	34291	515	773	1288	7267	10901	18168
11.	RH. Badnapur	...	768	1151	1919	16666	25000	41666	862	1294	2156	17134	25700	42834	432	649	1081	7775	11662	19437
12.	RH Rajur	...	1356	2035	3391	15070	22605	37675	384	577	961	19033	28549	47582	114	172	286	11356	17033	28389
<b>Dist. Parbhani</b>																				
1.	D. H. Parbhani	...	17093	13985	31078	155090	126892	281982	23024	29607	52631	189631	161536	351167	11709	8934	20643	95915	81704	177619
2.	Artho. H. Parbhani...	...	1165	954	2119	49919	40024	89943	749	1705	2454	18051	15376	33427	828	274	1102	20634	17576	38210
3.	W. H. Parbhani	...	6055	0	6055	8423	0	8423	15410	0	15410	100732	0	100732	7951	0	7951	24310	0	24310
4.	SDH. (50) Gangakhed...	...	3248	2658	5906	65744	53790	119534	6789	8521	15310	69975	59608	129583	1609	1158	2767	34726	29581	64307
5.	DH. Selu	...	6224	5092	11316	48684	39832	88516	4459	2142	6601	40441	34450	74891	1078	696	1774	22109	18832	40941
6.	RH. Bori	...	3679	3012	6691	36707	30033	66740	5489	4215	9704	39631	31137	70768	2197	1486	3683	18458	15724	34182
7.	RH. Jintur	...	3547	2902	6449	62122	50827	112949	6957	5909	12866	43499	34177	77676	2317	1863	4180	23849	20314	44163
8.	RH. Manvat	...	1817	1486	3303	42893	35094	77987	3936	2905	6841	33867	28848	62715	1192	886	2078	16895	14392	31287
9.	RH. Palam	...	1999	1635	3634	33625	27511	61136	4116	2209	6325	46424	39546	85970	1554	1167	2721	17428	14845	32273
10.	RH. Pathri	...	1028	841	1869	39953	32688	72641	2567	1659	4226	42108	35840	77948	1178	710	1888	14991	12770	27761
11.	RH Purna	...	1927	1579	3506	9074	7424	16498	5150	2603	7753	29696	25296	54992	1001	504	1505	12631	10759	23390

**Dist. Hingoli**

1.	D. H. Hingoli	...	15628	12257	27885	84807	82697	167504	16582	13988	30570	112138	88663	200801	9568	7642	17210	53091	59993	113084
2.	SDH. Basmat	...	1868	2098	3966	45639	57153	102792	1912	2328	4240	48253	69247	117500	974	1087	2061	29253	37621	66874
3.	RHAundha	...	3142	1570	4712	26743	23074	49817	2598	1622	4220	34104	28346	62450	1716	1457	3173	20335	14445	34780
4.	RH Kalamnuri	...	3574	2531	6105	53069	46108	99177	3717	2756	6473	56336	52742	109078	2161	1541	3702	28457	25673	54130
5.	RH Sengaon	...	2435	2651	5086	18064	19713	37777	2733	3025	5758	22039	19648	41687	1591	1639	3230	11234	10493	21727
6.	WH Basmat	...	3911	962	4873	15494	81	15575	3714	975	4689	15052	1028	16080	1884	439	2323	9058	611	9669
7.	RH. Akh. Balapur ...	...	4763	3116	7879	27367	23490	50857	4081	2921	7002	30743	23878	54621	2496	1824	4320	17337	12520	29857

**Dist. Chh.****Sambhajinagar**

1.	Chh. Sambhaji N. ...	...	7085	7582	14667	176543	117695	294238	8697	8028	16725	185437	123624	309061	5870	5419	11289	108381	72254	180635
2.	SDH. Vaijapur	...	3090	1919	5009	63162	42108	105270	2658	2454	5112	88882	59255	148137	1652	1524	3176	46633	31088	77721
3.	SDH. Gangapur	...	4354	3402	7756	72076	48050	120126	1854	1711	3565	87120	58080	145200	1026	947	1973	46028	30685	76713
4.	SDH. Sillod	....	2627	1269	3896	61854	41236	103090	3975	3669	7644	106148	70766	176914	2369	2186	4555	56107	37404	93511
5.	RH. Bidkin	...	2204	865	3069	27607	18405	46012	2242	2069	4311	35948	23965	59913	945	873	1818	21008	14005	35013
6.	RH. Ajintha	...	1038	761	1799	24421	16281	40702	1270	1173	2443	36707	24472	61179	525	484	1009	19269	12846	32115
7.	RH. Deogaon Rangari	...	718	519	1237	20732	13821	34553	643	593	1236	23752	15835	39587	340	368	708	12911	8608	21519
8.	RH. Fulambri	...	1479	822	2301	36309	24206	60515	1439	1329	2768	49212	32808	82020	831	901	1732	20368	13579	33947
9.	RH. Kannad	...	3299	1533	4832	41750	27833	69583	2351	2170	4521	52076	34718	86794	1193	1102	2295	27300	18200	45500
10.	RH. Karmad	...	840	540	1380	23685	15790	39475	913	843	1756	30262	20175	50437	538	583	1121	16560	11040	27600
11.	RH. Khultabad	...	1202	545	1747	31278	20852	52130	918	848	1766	34177	22784	56961	596	646	1242	18914	12609	31523
12.	RH. Pachod	...	1586	1727	3313	31138	20759	51897	1581	1459	3040	45442	30295	75737	821	758	1579	24816	16544	41360
13.	RH. Pishor	...	1315	709	2024	36451	24301	60752	1372	1267	2639	34745	23164	57909	503	545	1048	14612	9742	24354
14.	RH. Soygaon	...	1041	722	1763	17211	11474	28685	2017	1861	3878	27878	18585	46463	1121	1215	2336	17451	11634	29085
15.	RH. H.U. Paithan	...	4080	3637	7717	32791	21861	54652	371	343	714	34711	23141	57852	1491	1376	2867	20813	13875	34688



## 7. National Programme for Control of Blindness and Visual Impairment

The National Program for Control of Blindness and Visual Impairment has been in operation since 1976 and the rate of blindness is to be reduced to 0.3 by 2020. In the year 2017, the name of the program has been changed and it has been changed to National Blindness Control Program & Visual Impairment. According to a quick survey conducted by the Central Government in the year 2015-19, the incidence of blindness has decreased from 1.1% (2006-2007) to 0.36%. Also, as mentioned in the national policy of the central government, the aim is to reduce the rate of blindness by 0.25% by the year 2025. In addition to cataract surgery, the focus has also been on treating other eye diseases such as glaucoma, diabetic retinopathy, vitreoretinal disease, and blindness in young children.

100 per cent subsidy was being given by the Central Government for the National Blindness Control Program. From the year 2015-16, 60 percent central share and 40 per cent state government share is given as grants .

### Highlights of the event

1. To provide comprehensive universal eye services to achieve the goal of "Eye Health for All".
2. To provide high quality services to the people regarding eye diseases by strengthening the National Blindness Control Program.
3. To provide additional services to fill the backlog of cataract patients through diagnosis and treatment.
4. To provide services to the patients by appointing equipment and experts to the health institutions in all the districts of the state.
5. To provide services on eye diseases by including non-governmental organizations and private doctors in the program.
6. Raising awareness among the general public about other eye diseases (glaucoma, diabetic retinopathy, vitreoretinal disease, blindness in children) and its treatment by providing health education and providing free services on other eye diseases.
7. Free eye examination of school children to diagnose and treat visual impairment.
8. To provide free spectacles to the needy and poor persons by conducting free eye examination of persons in the age group of 40+ years from the year 2014.

### Program Functions -

State Health Society (NPCB&VI) has been set up at the state level and District Health Society (NPCB& VI) has been set up at district level in all the districts for successful implementation of Programs in the state. As per the guidelines of the Central Government, instructions have been given to implement the program through the District Health Society (NPCB& VI) by giving authority at the district level.

Improving the program by providing training to experts and supplying materials. To solve eye diseases with the participation of NGOs and private doctors. To reduce the incidence of blindness to the maximum by organizing screening camps for all over 50 years and providing transport services. To provide free services for cataract surgery, glaucoma and other eye diseases through governmental and non-governmental organizations. At present there are 78 eye banks, 105 eye collection centers and 146 eye transplant centers functioning in the state. There are also 95 government eye surgery centers and 88 NGO working in the state.

### Financing for the following objectives to achieve the objectives of the scheme -

1. Under the scheme 99% of cataract surgeries are done through SICS technique using IOL.
  2. Other eye ailments have also been taken care of in children and elderly persons and maximum emphasis will be given to prevent blindness. To achieve this goal, cataract surgery will be carried out, more people will be served, health services will be strengthened and public participation, NGOs, elected representatives will be involved.
  3. Distribute free spectacles to students who have been diagnosed with visual impairment by conducting eye examination of school children.
  4. To distribute free spectacles to needy and poor persons by examining the eyes of persons in the age group of 40+ years.
  5. Eye transplantation by collecting donated balls after death.
  6. To provide guidance and financial support from various levels for providing services at maximum capacity through public sector eye hospitals.
  7. Construction of Ophthalmology Room and Ophthalmic Surgery at all District Hospitals in the State.
  8. Provide updated technical education to ophthalmologists and ophthalmic Officer.
  9. Supply of updated equipment to District Hospitals / Sub-District Hospitals / Primary Health Centers as well as Regional Institute of Ophthalmology as well as maintenance and repair of equipment.
- A special campaign "Netra Jyoti Abhiyan" is being implemented by the Central Government since June, 2022. The campaign aims to completely fill the backlog of cataract surgeries that cause blindness and Severe Visual impairment (SVI) in people aged 50 and above. In order to fill the backlog of cataract surgeries, the central government has given a target of 27 lakh cataract surgeries in the three years of 2022-23, 2023-24 and 2024-2025. State has done 28.91 Lakh Cataract Operations against this.

**(1) Cataract Surgeries :**

Year	Annual Target	Achiev.	% Achiev.	IOL Surgeries	% of IOL Surgeries
2021-22	373510	551034	147.33	549811	99
2022-23	776411	873513	112.51	872167	99
2023-24	931815	945733	101.50	944445	99.86
2024-25	1087000	1072876	98.70	1071554	99.88
2025-26 ( upto Sept. 2025)	1000000	519025	51.09	518367	99.87

**(2) Eye Donation :**

Year	Eye Balls collected		No. of Keratoplasty Surgery
	Target	Achievement	
2021-22	6500	3172	1947
2022-23	5500	4456	2477
2023-24	6000	5087	2713
2024-25	6800	5086	3097
2025-26 up to (Sept. 2025)	6800	2548	1443

**(3) Eye Screening of School Children :**

Year	Students Screened	Students with refractive errors	Free specs provided
2021-22	678446	15237	8633
2022-23	5915783	59586	19131
2023-24	4199029	33700	9694
2024-25	4146421	59169	10207
2025-26 (up to Sept. 2025)	1111452	15323	11605

**(4) Presbyopia (40+) Eye Checkup and Spects distribution :**

Year	40 + Screened			Spect Distribution		
	Male	Female	Total	Male	Female	Total
2021-22	49163	55968	105131	10714	11512	22226
2022-23	99636	122750	219027	30316	33448	63764
2023-24	121683	138836	267927	81685	89188	170873
2024-25	338484	388542	727026	65569	56186	121755
2025-26 (upto Sept. 25)	186793	227006	413799	15732	23273	39005

**(5) Other Eye Diseases:**

Other Eye Diseases							
Sr. No.	Name of Diseases	Year 2020 - 2021	Year 2021 - 2022	Year 2022 - 2023	Year 2023 - 2024	Year 2024 - 2025	2025-26 (Upto Sept. 2025)
1	Diabetic Retinopathy with Laser Treatment	855	2368	2875	1882	5500	2517
2	Glaucoma	3470	5940	6054	6546	3488	2488
3	Childhood Blindness	1692	24171	7218	5100	12154	621
4	Keratoplasty	614	1669	2477	2713	3097	1443
5	Low Vision Aids	96	321	4296	5124	2738	1483
6	Other OPD	4058	9300	418149	433894	462384	257749
	<b>Total</b>	<b>13986</b>	<b>48731</b>	<b>441069</b>	<b>455259</b>	<b>489411</b>	<b>273425</b>

**(6) National Programme for control of Blindness - Budget & Expenditure (Rs. In Lakh) :**

Year	Approved Budget	Expenditure	% against Available Grant
2018-19	2082.30	881.51	42.33 %
2019-20	2375.40	721.64	30.42 %
2020-21	1802.15	460.329	25.54 %
2021-22	2449.51	949.11	38 %
2022-23	4062.19	968.46	23.25 %
2023-24	8084.18	2889.59	35.74%
2024-25	2059.05	990.13	48.09%
2025-26 (upto Sept. 2025)	7040.51	179.52	2.55%



## 8. NATIONAL ANTI MALARIA AND FILARIA CONTROL PROGRAMME

### NATIONAL CENTRE FOR VECTOR BORNE DISEASE CONTROL MAHARASHTRA STATE

Among those covered under the National Center for Vector Borne Disease Control in the state are mosquito borne Malaria fever, Filariasis, Dengue fever, Japanese encephalitis Chikungunya and Sandfly borne Chandipura, Black disease.

Also, measures are implemented at the government level to control the diseases of plague which are transmitted through fleas.

Malaria Control Programme is being implemented in the State since 1953. The milestones of the programme are as under,

- 1953: National Malaria Control Programme.
- 1958: National Malaria Eradication Programme.
- 1971: Launch of Urban Malaria Scheme.
- 1977: Modified Plan of Operation.
- 1979: Multipurpose Worker Scheme.
- 1982: Malaria Drug Policy formulated for the country.
- 1995: Implementation of Malaria Action Plan-1995
- 1997: Implementation of Enhanced Malaria Control Project in tribal districts EMCP.
- 1999: National Anti-Malaria Programme.
- 2003-04: RDT Introduced.
- 2004: National Vector Borne Disease Control Programme.
- 2010: Malaria Drug Policy- ACT for all Pf Cases.
- 2013: ACT for all age Group.
- 2021: National centre for Vector Borne Disease Control

#### Objectives of the Programme –

In the period of 1953 to 1958 National Malaria Control Programme (NMCP) was established. In 1958 NMCP is converted to National Malaria Eradication Programme (NMEP) in Maharashtra state. Since in 1965 it is observed that there was rise in trend of Malaria cases, the Modified Plan of Operation was implemented from 1977.

#### Objectives of the Modified Plan of Operation –

- a. Early diagnosis and prompt, competent treatment.
- b. To reduce morbidity due to malaria.
- c. To prevent deaths due to malaria.
- d. Industrial & Agricultural Development activities should not be affected due to malaria.
- e. The gains achieved so far should be maintained.

There was tremendous decrease in malaria cases till 1986 due to the above scheme. But there after again there was light increase in malaria cases as well as deaths due to malaria. This increase was observed not only in Maharashtra State but also in other states of country, hence in Dec.1994 GOI established a Expert Committee. Instructions were given by this committee to identify high risk area from different state in implement special control measures in these areas. As per recommendation of this committee anti malaria programme is being implemented in the state as per guidelines of GOI from Malaria Action Programme 1995. From April 1999 scheme was renamed as National Anti-Malaria Programme. As per GOI order No. T.14020/71/2003-Mal.Dated 2nd Dec. 2003, diseases spread by insects Malaria, Filariasis, Dengue, JE, Kala Azar and Chikungunya ( Cases detected in Maharashtra since 2006) prevention & control measures is being implemented together as NCVBDC.

#### Goals of NCVBDC :--

- a. Reduction of mortality on account of Malaria, Dengue, Japanese Encephalitis (J.E.) & efficient morbidity control.
- b. Elimination of Malaria by 2030.

#### Organisation of Programme Implementation.–

The Joint Director of Health Services (Malaria, Filariasis & WBD) Pune is In-charge of the Bureau and Controls the entire programme in the State. Joint Director of Health Services (Malaria, Filariasis & WBD) is assisted by Assistant Director of Health Services (Filariasis) and State Entomologist as well as at zonal level it is assisted by Assistant Director of Health Services (Malaria) and at District level by District Malaria Officers, Filariasis officer.

#### Funding Pattern.–

National Anti-Malaria Programme is 50 % centrally sponsored Programme. Expenditure on operational cost, Material and Equipment was borne by the Central and State Govt. on 50:50 basis upto 31.3.1990. Since 1.4.90 the operational cost under plan scheme is classified as non-plan which is to be borne by the State. From 1.4.93 Central assistance is procured in kind i.e. on Anti-Malarials, Insecticide and Larvicide. As per GOI letter No.F.No.17013/1/2009-VBD, dated 8th Oct 2012, approved funds for National Vector Borne Disease Control Programme under NRHM is for the purchase of Medicine, Larvicide & insecticide use for Fogging. Operational cost & Insecticide procurement is responsibility of State Govt.

From 2006 "National Rural Health Mission" (NRHM) was implemented in State. Under this scheme grants are made available for this programme. From 1<sup>st</sup> May 2013 NRHM changed as "National Health Mission" (NHM).

#### Important Government Resolution :

- 1) 17<sup>th</sup> Dec. 2015 - Dengue Notification by Government of Maharashtra and 9<sup>th</sup> June 2016 by Government of India.
- 2) Dec. 2015 – District Health Co-ordination Committee.
- 3) Feb. 2016 – Nodal Officer for Communicable & Non-Communicable Diseases.
- 4) July 2016 – Devising Special action plan to effectively contain various Communicable Diseases.
- 5) Sept. 2016 – Cap to Dengue Diagnostic Test of Rs. 600/- for Private Hospitals & Labs.
- 6) July 2017 - Task Force Committee – To control Malaria for Gadchiroli district.
- 7) 21<sup>st</sup> Dec. 2021- Malaria Notification by Government of Maharashtra.
- 8) 26<sup>th</sup> August 2024-Reconstitute the High Level Committee for Prevention and Control of Infectious Diseases by Government of Maharashtra.
- 9) 15<sup>th</sup> October 2024-From Government of Maharashtra - take measures for control the outbreak of chikungunya and dengue in all civil local bodies of the state.
- 10) As per guidelines dated 18th September 2018 - Govt. decided to distribute disability certificate to elephantiasis patients.

#### 2) Activities carried out.–

As per the recommendations of the expert committee given in "Malaria Action Plan 1995" following activities were carried out in 2020-21 to 2024-25 and are being carried out during 2025-2026, also.

**a. Insecticidal Spray Operations–**

Year	Type of insecticide	Rd. No.	Population in Lakh		Rooms		% Coverage
			Targeted	Covered	Targeted	Sprayed	
1	2	3	4	5	6	7	8
2020-2021	... Synthetic Pyrethroid	1	2.91	2.80	232033	207265	96.59
		2	2.91	2.81	220050	198103	96.63
2021-2022	... Synthetic Pyrethroid	1	5.27	5.06	453630	410665	90.53
		2	5.27	5.12	467529	421523	90.16
2022-2023	... Synthetic Pyrethroid	1	3.43	3.34	302686	272073	89.89
		2	3.52	3.36	306816	277813	90.54
2023-2024	... Synthetic Pyrethroid	1	4.9	4.66	441441	398526	90.28
		2	4.89	4.66	451543	409293	95.22
2024-2025	... Synthetic Pyrethroid	1	3.52	3.39	322040	289307	96.26
		2	3.52	3.39	322040	289307	96.26
2025-2026	... Synthetic Pyrethroid	1	6.0	5.96	593268	573106	98.66
		2	<b>II Round Spraying is ongoing</b>				

**Note :-** Spraying is Ongoing in Districts Gondia & Chandrapur.

**b. Surveillance Operations (Active+Passive).–**

Year	B. S. Coll.	Found Positives	Pf+ Mixed	R. T. given
1	2	3	4	5
2020-2021	... 10856430	12294	6168	12294
2021-2022	... 12877420	19769	12489	19755
2022-2023	... 17399882	14533	8221	14024
2023-2024	... 18558186	16760	6524	16025
2024-2025	... 21767650	20640	8486	127394
2025-2026 (up to Oct.)	... 14926372	18184	6737	17939

**c. Treatment of Fever Cases and Malaria Cases through Malaria Clinics.–**

Year	No. of Malaria Clinics functioning	No. of Fever cases treated	Found Positives	Pf+ Mixed	R. T. given
1	2	3	4	5	6
2020-2021	... 1895	221329	461	333	461
2021-2022	... 1898	150344	700	527	700
2022-2023	... 1898	273833	646	336	646
2023-2024	... 2221	257591	553	370	553
2024-2025	... 1993	438250	1050	361	1050
2025-2026 (up to Oct.)	... 2058	341558	746	343	746

3. Regular Entomological surveillance by MPWs.

4. **Radical Treatment** to positive Malaria cases with Chloroquine, Primaquine & ACT as per new drug policy.

Administration of condensed radical treatment : In high risk Sub Centres having more than 30% P.F. cases, in focal outbreak villages & among the floating population coming from malarious areas/states.

5. Biological activities : Introduction of Guppy Fish in suitable mosquito breeding places.

Year	No. of Guppy Fish Hatcheries established	No. of mosquito breeding places where Guppy Fish introduced
1	2	3
2020-2021 ...	11056	99079
2021-2022 ...	11135	101433
2022-2023 ...	11018	112128
2023-2024 ...	11066	103303
2024-2025 ...	12802	110426
2025-2026 ... (up to Oct.)	12802	93418

6. **Urban Malaria Scheme.**—15 towns viz. Mumbai, Chh. Sambhajinagar, Beed, Nanded, Parbhani, Akola, Dhule, Jalgaon, Bhusawal, Nasik, Manmad, Ahmednagar, Pandharpur, Solapur and Pune are continued to function under the Urban Malaria Scheme.

7. **Health Education.**—Health Education is extended through film shows, exhibition sets, publicity material such as booklets, Cinema Slides, Video Cassettes received from Government of India and prepared by the State and through the multimedia like Akashwani, Doordarshan, Newspapers etc. As per guidelines given by Government of India, June 2020 to June 2025 was celebrated as Anti-Malaria Month.

As per the recommendations of the expert committee activities were carried out in 2020-2021 to , 2021-2022, 2022-23, 2023-24, 2024-25 and are being carried out during 2025-2026, also.

### Expenditure Information Upto October 2025

(Rs. In Lakh)

Sr. No.	Heading Code No.	Year 2021-2022		Year 2022-2023		Year 2023-2024		Year 2024-2025		Year 2025-2026 (Upto Oct.2025)	
		Grant	Expenditure	Grant	Expenditure	Grant	Expenditure	Grant	Expenditure	Grant	Expenditure
1	22105157 National Malaria Elimination Programme	550	0	550	482	600	600	600	600	600	0
2	22100905 National Malaria Elimination Programme	615	116	615	4	677	57	677	400	677	229
3	22100611 Malaria Control Programme	1	0	1	0	1	0	1	1	1	1
	<b>Total</b>	<b>1166</b>	<b>116</b>	<b>1166</b>	<b>486</b>	<b>1278</b>	<b>657</b>	<b>1278</b>	<b>1001</b>	<b>1278</b>	<b>229</b>



## National Filaria Elimination Programme : Maharashtra State

In Maharashtra Filaria is endemic in Nagpur, Chandrapur, Bhandara, Wardha, Gadchiroli, Nanded, Thane, Solapur and Yeotmal districts. Wucheria Bancrofti a causative parasite for Filaria transmitted by female Culex quinquefasciatus mosquito. Microfilaria develops in the human body within 12 to 18 months (incubation period) into male and female microfilaria. The female microfilaria can stay in the human body for 10 to 15 years.

The National Filaria Control Programme launched in the state since 1957, based on the findings of one-man commission report. National Filaria Control Programme is implemented through following health institutions.

- |                            |   |    |
|----------------------------|---|----|
| a) Filaria Survey Units.   | - | 06 |
| b) Filaria Control Units.  | - | 17 |
| c) Filaria Night Clinics.  | - | 34 |
| d) Filaria Training Center | - | 01 |

### Objectives & Working of the programme -

The programme function under the guidance of the Jt. Director of Health Services, (Malaria &Filaria) Pune, on the lines of Directives received from the Director, NCVBDC, and Delhi. The Assistant Director of Health Services,(Filaria) Pune co-ordinate the activities of the National Filaria Control Programme Units.

**A) Filaria Survey Unit:** -Filaria Survey Units determines the endemicity by surveying 10% population on random sample basis. State has six survey units (Thane, Pune, Nagpur, Akola, Nasik & Aurangabad) at revenue division headquarters. State has completed all

districts except Brihan Mumbai Corp. As per directives of third assessment committee survey unit should be engaged for resurvey of the old survey district if routine survey has been completed. So resurvey is started of the old surveyed districts.

**B) Filaria Control Unit :-** Main activity of Filaria Control Unit is to collect night blood samples, Checking, Diagnosis & Treatment of Albendazole & D. E. C. is carried out by Filaria control Unit.

**C) Filaria Night Clinics:** -The population covered under each Night Clinic is about 50000 and the screening of the total population will take about 2 and half year. 100 % detection and treatment is carried out by Filaria Night Clinic.

DEC treatment has been given to the MF positive patients detected through above centers. DEC tablets should not be given to old age persons, pregnant women, children below 2 yrs & patients suffering from kidney, lungs & heart diseases, Albendazole & DEC Tab. are also available free of cost in the Govt. Hospitals, PHCs, Nagar Palika Hospitals, and Municipal Hospitals etc.

The Filaria Research cum training center was established in 1965 at Wardha. Then it is shifted to Nagpur in 1993. The institution was started with a view to give basic training about to peripheral staff of Filaria.

**National Filaria Control Unit.–**

No.	Name of National Filaria Control Programme Units and its Headquarters	Population	Jurisdiction
1	2	3	4
1.	NFCPU Nagpur	... 8.84	Parts of Katal, Parsewani Mauida, taluka of Nagpur District.
2.	NFCPU Nagpur Mun. Corporation	... 25.36	Nagpur City.
3.	NFCPU Chandrapur	... 11.91	Parts of Chandrapur, Mul, Pimpri with Chandrapur and Ballarpur town.
4.	NFCPU Rajura District Chandrapur	... 3.18	Tribal area of District Chandrapur,
5.	NFCPU Bhandara	... 6.93	Parts of Bhandara Taluka.
6.	NFCPU Vasai	... 4.83	Costal area of Bassein, Dahanu, Thane and Palghar Taluka.
7.	NFCPU Palghar	... 1.18	Palghar, Dahanu, Chinchni and Tarapur Towns.
8.	NFCPU Umred (looked after by NFCPU Nagpur)	... 0.81	Umred and Ramtek towns.
9.	NFCPU Thane Mun. Crop.	... 20.04	Thane Municipal Area.
10.	NFCPU Amravati	... 6.99	Parts of Chandur, Morshi, Warud and Tiwsa Taluka.
11.	National Research cum Training Center Wardha shifted to Nagpur in August 1993.	0.67	15 villages under Hingona PHC.
12.	NFCPU Gadchiroli	... 4.39	Parts of Gadchiroli and Brahmpuri Taluka.
13.	NFCPU Pawani	... 1.58	Pawani Block of Bhandara District.
14.	NFCPU Akkalkot (District Solapur)	... 3.85	Akkalkot Taluka
15.	NFCPU Nanded	... 5.28	Biloli and Bhokar Taluka.
16.	NFCPU Wardha	... 3.12	All 6 towns in Wardha District.
17.	NFCPU Dhanora	... 3.16	Dhanora, Kurkheda, Purda, Aseri, Chamorshi, Potgaon.
18.	NFCPU Pune (Survery Unit)	... –	Pune Revenue Division.
19.	NFCPU Thane (Survery Unit)	... –	Mumbai Revenue Division.
20.	NFCPU Nagpur (Survery Unit)	... –	Nagpur Revenue Division.
21.	NFCPU Chh. Sambhajinagar (Survery Unit)...	... –	Chh. Sambhajinagar Revenue Division.
22.	NFCPU Akola (Survery Unit)	... –	Akola Revenue Division.
23.	NFCPU Nasik (Survery Unit)	... –	Nasik Revenue Division.

**Districtwise Night Clinics are as below :**

(1) Nagpur - Gumthala, Mandal, Bhivapur, Kanholibara (2) Amravati - Talwel, Walgaon, Nandgaon (3) Chandrapur - Moushi, Warora, Sawali, Chimur (4) Wardha - Seloo, Wardha, Karanja (5) Bhandara - Karadi, Palandur, Lakhanur (6) Nanded - Pethwadaj, Jaldhara (7) Sindhudurg - Malvan (8) Solapur - Vairag, Valsang (9) Dharashiv - Umarga, Murum (10) Akola - Mahan, Babhulgaon (11) Yeotmal - Vani, Ghatanji (12) Gondia - Tiroda (13) Nandurbar - Navapur, Nandurbar (14) Jalgaon - Parola (15) Latur - Jalkot, Devani.

**Research Cum Training Center at Nagpur.-** Only training activities to peripheral staff are carried out in R.C.T.C. Nagpur.

As per directives from Director, NCV BDC, Delhi following activities were carried out From 2020-2021 & are in progress during 2025-2026.

Morbidity Management & Disease Preventive System, Hydrocyle operations are Carried out.

1. Periodical night bloods survey by taking random bloods samples to assess the degree of infection in the locality and the degree of control obtained.

2. Treatments of microfilaria positive cases detected through night bloods surveys by D. E. C. tablets.

3. The incidence of filaria is decided on the bloods smears found positive for microfilaria.

#### The Filaria Control Programme Assessed by.–

- (a) Microfilaria Positive Rate of Blood Smears.–The incidence of Filaria is decided on the blood smears found positive for Microfilaria.
- (b) Mosquito Density.–As filaria is mosquito borne disease, the density of mosquito has to be worked out at periodical intervals. The mosquitoes are actually collected in selected areas.
- (c) Infectivity rate.–The collected mosquitoes are dissected for detecting the presence of development stages of filaria worms. The percentage of mosquitoes found positive for Illrd stage indicate the infectivity rate.

#### Activities carried out during 2020-21, 2021-2022, 2022-2023, 2023-2024, 2024-25 & 2025-26 (Up to Oct.)

#### The Year wise performance of MF Cases & Hydrocele Operations

Year	Persons Examined	Mf	Diseased	Hydrocele Operations
1	2	3	4	5
2020-21	792579	450	70	2280
2021-22	869931	455	154	2755
2022-23	1194422	505	151	3261
2023-24	1185056	351	69	2853
2024-25	1161235	228	60	1721
2025-26 (upto Oct.)	794346	94	253	668

#### Mass drug administration (MDA) :

As per the guidelines from NCVBDC Delhi, one day Mass Drug Administration (MDA) of DEC Tablets has been carried out from the year 2004-05, All the eligible individuals (i.e. excluding children below 2 years, Pregnant Women and seriously ill patients) were treated with Albendazol & DEC tablets.

(H) 105-(Part-I)-E-24

#### The year wise performance of MDA is as under.-

Sr. No.	Year	District	Population	Eligible population	Eligible populaton administrated with Tablets	% to Eligible population
1.	2020-21	No MDA is Carried out due to COVID -19				
2.	2021-22	6	10755435	9983647	9356874	87
3.	2022-23	6	4207190	3912686	3978517	93
4.	2023-24	8	7206657	6702189	6301367	94.01
5.	2024-25 (Up to Oct.)	10	10392897	9684534	9325949	96.28

#### Filaria Disease Surveillance :

Special Survey for identification of diseased Filaria cases is being carried out in all districts of the state, during the **period 16th to 31st August every year.**

Sr. No.	Year	No. of diseased cases found during survey		
		Elephan-taisis cases	Hydrocele cases	Total cases
1	2	3	4	5
1.	16th to 31st August 2020	31258	11929	43187
2.	16th to 31st August 2021	29449	7837	37829
3.	16th to 31st August 2022	30337	7256	37593
4.	16th to 31st August 2023	30468	5539	35707
5.	16th to 31st August 2024	28475	2879	31354
6.	16th to 31st August 2025	28116	1771	29887

#### Distribution of disability Certificate to Filariasis Patient :

Government decision dt. As per the guidelines dated 18th September 2018, as well as following the new notified guidelines of the Central Government dated 14.03.2024, Also As per the instructions of Hon. Commissioner Health Services and Mission Director National Health Mission dated 24.05.2024, instructions have been given regarding examination and assesment for Filariasis and distribution of disability certificates.

Accordingly, by the end of October 2025, a total of 3329 Filaria disease patients have been distributed disability certificates.

**Expenditure Information Upto October 2025****(Rs. In Lakh)**

Sr. No.	Heading Code No.	Year 2021-2022		Year 2022-2023		Year 2023-2024		Year 2024-2025		Year 2025-2026 (Upto Oct.2025)	
		Grant	Expenditure	Grant	Expenditure	Grant	Expenditure	Grant	Expenditure	Grant	Expenditure
1	22105166 National Filaria Control Programme	85	94	94	8	100	100	100	100	100	0
2	22100914 National Filaria Control Programme	100	0	100	0	100	0	100	0	100	0
3	22100585 Filaria Control Programme	2	0	1	1	1	0	2	2	2	0
	<b>Total</b>	<b>187</b>	<b>94</b>	<b>195</b>	<b>9</b>	<b>201</b>	<b>100</b>	<b>202</b>	<b>102</b>	<b>202</b>	<b>0</b>

---

## 9. PLAGUE CONTROL PROGRAMME

Suspected Plague outbreak occurred at Mamla Village of Beed District, during August/September 1994 in Maharashtra State. During that period 634 Serum Samples were found positive for Plague in different 21 Districts of the State. Considering this situation, Plague Control Unit was re-established in the State as per GR No. PHD/EPD/1094/CR-56, dated 3rd October 1994. The head-quarter for Plague Control Unit for Maharashtra State is at Pune and is under the control of Joint Director of Health Services (Malaria, Filaria and Water Borne Diseases), Pune.

The infrastructure of Plague Control Unit is as under.

### (A) Class-3

Sr. No	Designation	Post Sanctioned	Post Filled	Post Vacant
1	2	3	4	5
1.	Assistant District Malaria Officer	1	1	0
2.	Health Asstt	2	2	0
3.	Junior Clerk	1	0	1
4.	Driver	1	0	1
Total		5	3	2

### (B) Class-4

Sr. No	Designation	Post Sanctioned	Post Filled	Post Vacant
1	2	3	4	5
1.	Laboratory Attendant	2	2	0
2.	Mazdoor	8	7	1
3.	Peon	1	0	1
4.	Cleaner	1	1	0
Total		12	10	2

Since 1994 regular surveillance for Plague is being carried out by Plague Control Unit at Mamla and its peripheral villages of District Beed, so also surveillance had been carried out in Plague problematic Districts during 1994, such as District Latur, Dharashiv, Satara, Solapur and Pune, and surveillance is also being carried out in the Districts from where nuisance of Flea is reported.

Activities carried out under Plague Control Programme are as under.-

- Domestic and farm rats collection and collection of fleas on them during regular surveys in the Plague ficed villages.
- Identification of Rodents' density and flea index.
- Dissection of rodents and collection of their organs and blood serum samples.
- In spite of this, serum samples collection of sylvatic dogs in the village.
- All organ samples, blood serum samples and fleas are sent to The National Institute of Communicable Diseases, Bangalore, for further investigation.
- Dusting of Malathion 5% is done in rodent burrow and surrounding areas, where flea index is reported more than one.
- Adequate quantity of Malathion 5% and Anti Plague drug is being kept at State level.

Due to effective implementation of above said activities epidemic of Plague and incidence of sudden ratfall are not noticed since 1995.

*Note* : The report of surveillance activities carried out by Plague Control Unit, Pune during 2021-22, 2022-23, 2023-24, 2023-24, 2023-24 and 2025-26 upto October is submitted herewith.

### Activities under Plague Surveillance Unit for the year 2021-22, 2022-23, 2023-24, 2024-2025 & 2025-2026 (upto Oct.)

Year	Villages surveyed	Traps used	Rodents found				Fleas found	Flea Index	Rodents Samples			Fleas Sample	Result Serum
			Rr	Ti	Bb	Total			Organ	Blood Serum	Organ Slides		
2020	In Year 2020 - No Tour of Plague Surveillance team due to Covid 19												
2021	In Year 2021 - No Tour of Plague Surveillance team due to Covid 19												
2022	11	500	98	0	0	98	8	0.12	98	81	98	2	Negative
2023	9	265	52	3	0	55	3	0	55	27	55	2	Negative
2024	5	186	46	0	1	47	0	0	47	0	47	0	Negative
2025 (up to Oct.)	10	293	90	0	0	90	3	0.06	83	11	83	2	Negative

Rr : Rattus rattus

Ti : Tatera indica

Bb : Bandicoota bengalensis

### Expenditure Information Upto October 2025

(Rs. In Lakh)

Sr. No.	Heading Code No.	Year 2021-2022		Year 2022-2023		Year 2023-2024		Year 2024-2025		Year 2025-2026 (Upto Oct.2025)	
		Grant	Expenditure	Grant	Expenditure	Grant	Expenditure	Grant	Expenditure	Grant	Expenditure
3.	22100602 Pleague Control Programme	9	4	6	0	6	2	9	9	9	0
	<b>Total</b>	<b>9</b>	<b>4</b>	<b>6</b>	<b>0</b>	<b>6</b>	<b>2</b>	<b>9</b>	<b>9</b>	<b>9</b>	<b>0</b>

---

## 10. NATIONAL LEPROSY ERADICATION PROGRAMME

### Leprosy Eradication Scheme :

The post of Joint Director of Health Services (Leprosy) Pune is given state level responsibility of Tuberculosis Programme & Post is renamed as Joint Director of Health Services (Leprosy & Tuberculosis) Pune. He is in charge of Technical and Administrative work. Assistant Director of Health Services (Leprosy) (HQ) helps in his work. Assistant Director of Health Services (SSAU) is i/c of Sample Survey cum Assessment Unit which is established at state level to assess the problem of leprosy in the State. Also Assistant Director of Health Services (Tribal) is under control of Joint Director of Health Services (Leprosy & Tuberculosis) Pune. He is supposed to monitor and assess the performance in Tribal areas. Deputy Director of Health Services i/c circles have technical & administrative work over the staff working in their jurisdiction. Assistant Director of Health Services (Leprosy) Class I officers i.e District Leprosy Officers are appointed in each district to Supervise and Monitor the

technical work. District Health Officers are looking after this programme in their districts. The funds under the NHM program are managed by the District Health Society.

National Leprosy Eradication Programme is implemented in the district by the Assistant Director of Leprosy with the help of District Nucleus Team. (DNT Members : - ADHS/ADHO, Medical Officer, NMS & Leprosy Technician).

NLEP is integrated into General Health care Services. Prevalence Rate of the State by end of March 2025 was (1.13/10,000) Population.

As per Govt. Gr. - Dated 30/10/2025 Leprosy disease was declared as a "Notifiable Disease" in the State.

National Leprosy Eradication Programme is implemented by the Joint Director of Health Services (Leprosy and TB) Pune in the State as per Govt. of India's guidelines. A total posts of all cadres (Class I to Class IV) are sanctioned for effective implementation of NLEP in the State.

Sr. No.	Category	Sanctioned	Filled
1.	Joint Director of Health Services (Leprosy & TB)	1	0
2.	Assistant Director of H.S. (Leprosy)	40	28
3.	Medical Officers II	65	62
4.	Non Medical Supervisors	109	92
5.	Leprosy Technicians	487	361
6.	Laboratory Technicians	5	3
7.	Statistical Assistant	41	34
8.	Statistical Investigator	1	1

The Central Government has set a target of zero leprosy transmission by 2027. To achieve this goal, the following updated actionable guidelines have been suggested for implementation

- Regular services and referral service centers are being strengthened in Blocks with high leprosy burden through general health care workers.
- Provide one dose of rifampicin as PEP to at least 30 eligible cohabitants of all newly diagnosed leprosy patients. Also, patients who have completed treatment in the last 5 years, as well as their cohabitants, are followed up.
- Organize various campaigns (Leprosy Detection Campaign, Sparsh Campaign, KuSum Campaign, etc.) at the state level to break the chain of transmission by promptly registering new leprosy patients and bringing them under multi-drug treatment.
- Using the rate of new cases with grade-2 disabilities among new cases per 1000000 population as a key indicator to monitor progress in addition to the current list of indicators.
- Implementing innovative approaches for case-finding in order to reduce the delay in diagnosis and the occurrence of grade-2 disabilities among new cases, including examination of household contacts of cases at the time of diagnosis or within a time span close to the same and incorporating special efforts to improve control activities for populations living in difficult-to-access and suburban areas.
- Various surveys are being conducted to detect new leprosy patients within a short period of time after the onset of the disease and before the appearance of visual deformities by implementing various innovative methods. While confirming the diagnosis of new leprosy patients, their cohabitants should be examined at the same time or within a short period of time. Also,

special efforts are being made to control leprosy among the population living in remote areas, places that are very difficult to reach, or those living in periurban.

- Improving quality of clinical services for diagnosis and for the management of acute and chronic complications, including prevention of disabilities/ impairments, and enhancing the provision of rehabilitation services through a well organised referral system.
- Establishing and maintaining a surveillance system to prevent and limit development and transmission of resistance to anti-leprosy drugs.
- The careful use of chemoprophylaxis is being used as a useful weapon to prevent leprosy from developing in the cohabitants of leprosy patients.
- Fostering supportive working arrangements with partners at all levels.

There is a consensus and commitment to the goal of reducing the burden of leprosy, as well as overcoming the physical, social and economic harmful effects of leprosy, and moving closer to the dream goal of 'Zero Leprosy Transmission'.

**Leprosy eradication work is being performed by following institution under State Govt.**

Sr. No	Name of Center	Existing No.
1.	Primary Health Centres	1940
2.	District Hospitals	19
3.	Rural/Sub District Hospitals	474
4.	Medical College (Govt. + Private)	62 (35+27)
5.	Urban Leprosy Centre	237
6.	Supervisory Urban Leprosy Unit	23
7.	Leprosy Training Center	2(\$)
8.	Govt. Leprosy Dispensory/Kushthdham	2**
9.	Temporary Hospitalization Ward	3*
10.	<b>Non-Government Organization</b>	
	New NGO Scheme	17
	Rehabilitation	16
	Hospital	13
11.	RCS Units GOI Recognised (Govt. + NGOs)	17 (9 + 8)

\* THW: At Mumbai, Pune, Nagpur

\*\* 2 Govt. Leprosy Dispensaries/Kushthadham

# As per GOI guidelines proposal of 23 NGO under new NGO Scheme has been approved by NRHM Mumbai for the year 2018-19.

(1) Dr. Bandorwala Leprosy Hospital, Kondhwa, Pune

(2) Leprosy Hospital Shenda Park, Kolhapur

(\$) LTC Pune & LTC Nagpur

### **Leprosy Control Unit :**

As per GR dated 6th November 2000, the technical staff working at LCU have been deputed to Zilla Parished and LCUs abolished.

### **Supervisory Urban Leprosy Units (In Municipal Corporation) :**

In Maharashtra 23 Supervisory Urban Leprosy Units were establishment in 1981 to 1985. For urban areas one Medical Officer, Class-II, one Non-Medical Supervisor and Non-Medical Assistants according to jurisdiction of urban areas are appointed in each SULU to supervise the NLEP programme in urban area.

### **Urban Leprosy Unit (ULC) :**

These centers are attached to a Government or Municipal Dispensary/Hospital covering 30-70 thousand urban populations. It lays emphasis on health education to increase interest of the Medical Practitioners and the General Public in Leprosy Control and helps to expand the treatment facilities. Trained Non-Medical Assistant is appointed in each center.

### **Leprosy Training Centers :**

Leprosy Training Centers impart basic and orientation training to newly appointed Non-Medical Supervisors, Non-Medical Assistants and Leprosy Technicians in additions to reorientation training. The Govt. Training Centers are located at Pune, Solapur, Nanded, Nagpur and Jalgaon. As the leprosy programme has been integrated in to General Health Care Services, LTC at Solapur, Nanded and Jalgaon except Pune and Nagpur have been closed down. Specified training in leprosy will be arranged at these 2 training centres. Also they will Validate & Supervise the programme in the areas allotted to them.

### **Temporary Hospitalization Ward :**

This Central Govt. Scheme involves 20 bedded Temporary Hospitalization Ward, attached to District Hospital or Medical Collage Hospital. The ward has been sanctioned with a view to provide indoor treatment to needy Leprosy patients who suffer from complication arising due to Leprosy and other diseases. The staff consist of a class - II Medical Officer, 4 Staff Nurses and 8 Class IV servants. As per Govt. resolution dated 21st June 2000

Twelve beds per THWs were transferred to CPR Pramilaraje Hospital, Kolhapur. The Leprosy Programme has been integrated with GHCS, at present Leprosy Patients are provided treatment for any complication at District Hospitals on par with other patients Hence all THWs except at Pune, Nagpur & Mumbai are abolished.

### **Reconstructive Surgery Units :**

Reconstructive surgery Units are recognised to surgically reduce disability in eligible patients. There are 17 (9 Govt. + 8 NGOs) Reconstructive Surgery Units sanctioned by Govt. of India, are working in Maharashtra State. Reconstructive Surgeries are done in Govt. Hospitals & Medical Colleges. These Units are also arranged to provide MCR Chappals to eligible deformed leprosy patients In addition to these, efforts are being made to provide these services to needy patients by more District Hospitals and Medical Colleges.

### **Rehabilitation Promotion Units :**

Marathwada Lokseva Mandal, Nerli, District Nanded and Richardson Leprosy, Miraj District Sangli are the two Govt. aided Voluntary Organizations working on rehabilitation pattern so as to make the Leprosy patients live independently in the society. The voluntary organization provides vocational training to needy Leprosy patients, reconstructive surgery along with artificial limbs, splints etc. according to the requirement of the Patient.

### **Non Government Organization (Govt. Aided) :**

NGOs are actively involved in effective Implementation of NLEP programme. NGOs are provided grants for Hospital and Rehabilitation work whereas leprosy patients are Hospitalized for complication, RCS etc. Similarly they are given vocational training of particular trade as per their capacity. As per Govt. Gr. Dated - 22/08/2025 increase in monthly Grant per patient from 2200 to 6600 & from 2000 to 6000 per patient per month was applicable with effect from dated - 01/09/2025 for N.G.O. Working on Hospital & Rehabilitation basis for leprosy patient.

As per GOI guideline under new NGO Scheme 16 NGO's are working in state.

### **Multi Drug Treatment :**

MDT was Introduced in the state 1981-82 and all districts were brought under MDT in phased manner by 1995. One dose of MDT Kills 99.99% Leprosy bacilli. The dose schedule is based on the classification of the Leprosy. The PB and MB Leprosy patients are cured by 6 months or 12 months of regular treatment of MDT respectively. MDT has brought tremendous decrease in Prevalence Rate from 62.4/10,000 population (3,12,871 Balance Leprosy Cases under Treatment) in 1981-82 to 1.13/10,000 (14551 Balance Leprosy Cases under Treatment) by end of March 2025.

**EPIDEMIOLOGICAL SITUATION AND ACHIEVEMENTS FOR MAHARASHTRA STATE**

Sr. No.	Particulars	2020-21	2021-22	2022-23	2023-24	2024-25	2025-26 (up to Sept.2025)	
1.	Estimated Population (By end of March) (In Lakh's)	...	1302	1302	1274	1280	1286	1312
2.	ANCDR/Lac.	...	9.55	11.14	15.58	15.54	15.46	14.15
3.	P.R./10,000	...	0.80	0.89	1.03	1.16	1.13	0.99
4.	% of Child Cases among NCD	...	7.41	7.52	6-55	6-60	5.34	4.34
5.	% of MB Cases among NCD	...	52.34	54.64	54.28	51.39	52.41	59.06
6.	% of Gr. II Deformity Cases among NCD	...	1.29	0.97	0.93	0.69	0.65	0.90
7.	% of Female Cases among NCD	...	46.74	46.28	45.80	45.57	45.19	44.00
8.	SC ANCDR/Lac.	...	11.12	10.89	18.64	17.57	17.54	7.29
9.	ST ANCDR/Lac.	...	31.08	37.00	45.10	43.81	43.97	15.55
10.	RFT Cases	...	11676	12771	17933	17821	20171	9309
11.	Reconstructive Surgery (Major)	...	16	260	239	214	185	82

In the last two to three years, through various campaigns, as many leprosy patients have been identified at an early stage and given Multi Drug therapy promptly, the rate of Grade 2 leprosy cases in the state has decreased to less than 1 and the rate of child leprosy cases has decreased.

## 11. STATE HEALTH INFORMATION, EDUCATION AND COMMUNICATION BUREAU

### INTRODUCTION

Integrated I. E. C. Bureau was established in Pune by the State Government for strengthening information Education & Communication activities in Maharashtra.

### GENERAL OBJECTIVES :

1. Prioritization of IEC activities at Maharashtra state to disseminate messages on health education and Govt. Schemes.

2. Integration and coordination of IEC activities conducted by various Bureau (S).

3. Formation and implementation of State IEC policy.

4. Planning, organizing and directing IEC activities in the State.

5. Providing, consultation, technical assistance and guidance in IEC methods and media to field staff.

6. Training of the personnel of Health Department in IEC methods, techniques and material developments.

7. Developing cordial intradepartmental and interdepartmental relationship and building up good working relationship with various agencies.

8. Implementation of various IEC activities under external aided projects (E. C. WHO, UNICEF etc.)

### SPECIFIC OBJECTIVES :

1. Planning health education activities regarding various National Health Programme.

2. Preparing health education material and to distribute at field level.

3. Organization of exhibition through District IEC Cells.

4. Publication of Monthly health magazine Maharashtra Arogya Patrika.

5. Organization of health education activities for various Women's and Youth Groups

6. Monitoring and evaluation of the health education activities and various media methods

7. Management of Health Education activities.

8. Review of Health Education Projects in the State.

9. Organization of Mass Education activities on the occasion of various "Health Days" Such as World Health Day, World Population Day, World AIDS Day etc. At the district level and Primary Health Centre level such as film shows. Organized with the help of local panchayat bodies and voluntary organizations.

10. Developing T.V. Spots, Radio Jingles, Films, CDs and VCDs, Newspaper, advertisement etc. for dissemination through the media channels.

(H) 105-(Part-I)-E-26

11. Implementation of Dr. Anandibai Joshi and Vandniy Balasaheb Thakre Gaurav Purskar Yojna.

### Summary on the Best practices.

• **Parivartan Van** : IEC mobile van during at districts to support community mobilization for Covid 19. (An LED Van with branded messages on various health programs helps to engage the masses effectively.)

• **Arogya Patrika** : An official Health Magazine launched by the State Health IEC Bureau, started in 1982.

• **Maha-Arogya Samvad - State IEC Portal** : QR Code promotion for easy dissemination of IEC material on 30 plus health programs of the health department, started in the year 2019 (Supported by UNICEF.)

• **Social media channels by IEC Bureau** : Instagram, Twitter, Facebook / Meta pages for social media engagements, started in the year 2019 (Supported by UNICEF).

• **Capacity building and communication skill training for the FLWs and the district extension & media officers at the respective districts through workshops (online & offline both).**

• **Health Calendar for promoting health days** : Promotion of preventive care by celebrating 'Health days' - a calendar works as a visual reminder and helps in advocacy, started in the year 2019 (Supported by UNICEF)

• **Maha- Arogya Film Festival** : To provide a platform to the new generation of video innovators through film and public communication technologies to raise awareness on health issues. And to increase public participation and respect for arts and crafts, started in year 2020.

• **Academic Partnership program** : A non-paid fellowship offered to the universities to invite students to research, collaborate and contribute to develop health IEC by garnering the community insights. Also, an invitation for academic institutes to participate in the launch of Communication for Social Behavior Change Courses.

• **Tribal connect IEC program** : Creatives adapted in the local language for the tribal areas of Maharashtra (special focus on Melghat) to promote various topics such as Institutional delivery, Anemia Mukta Bharat, Routine Immunization, Family Planning, NTCP - Tobacco control program and RNTCP - TB.

• **Facebooks / Meta organization conducted a study and featured 'Maha Arogya IEC Bureau Government of Maharashtra'** in 'the meta global case studies' section for raising awareness for the state of Maharashtra around Covid 19 related health messaging on Covid appropriate behavior and awareness of Covid 19 vaccination during the pandemic times, the campaign reached 17 Mn people.

• **State IEC e-warehouse development** : activities to reorganizing the data - 250 Audio & Video files, Creative material for 30 plus Health programs.

### **Important Programme / Initiatives Implemented in the year of 2025-2026 :**

1) Cancer Screening and Awareness Campaign from February 4th.

2) Dedication of Mobile Vans and Ambulances for strengthening health services by Deputy Chief Minister Eknath Shinde on February 9th.

3) Chief Minister's Message Broadcast on the occasion of World Tuberculosis Day.

4) Maharashtra Health Honour 2025 Awards and Launch of Various Health Service Schemes on the occasion of World Health Day in April - Newspaper Advertisement (April 7th).

5) Groundbreaking Ceremony of the State Family Welfare Building and Training Centre building by Deputy Chief Minister Ajit Pawar and in the presence of Public Health and Family Welfare Minister Prakash Abitkar on April 25th. 43 Apla Davakhana (Our Clinic) were dedicated. - Newspaper Advertisement (April 25th).

6) Creation of Banners and Videos in the special Korku language for the remote area of Melghat.

7) Health Services under the initiative 'Bhakti Vitthobachi, Seva Aarogyachi' (Devotion to Vitthoba, Service to Health) during the Ashadhi Wari pilgrimage. Newspaper Advertisement (July 5th, 6th).

8) Dedication Program of various health institutions in Mumbai on July 22nd.

9) Organ Donation Fortnight from August 3rd to 15th. - Newspaper Advertisement (August 3rd).

10) 'Swasth Nari, Sashakt Parivar' (Health Woman] Empowered Family) state-level campaign implemented between September 17th and October 2nd, 2025. Main Inauguration Program in Mumbai and Awareness through Social Media - Newspaper Advertisement (September

16th, 17th).

11) Innovative Project of Mechanized Laundry Service launched by the Public Health Department to strengthen cleanliness, safety, and sterile service in 593 government hospitals across the state. Newspaper Advertisement (October 15th).

12) Community Participatin Initiatives Arogya Dnyaneshwari (Health Wisdom) - Popular: Effective health Communication through popular celebrities,

13) Awareness generation, dialogue, Q&A sessions, and gift distribution to ensure active participation of devotees.

14) Utilizing "Celebrity Impact" for IEC (Information, Education and Communication)

15) Broadcast on the "Pudhari" News Channel.

16) Community Participation initiative - Tableau/Float (Chariot):

- Effective communication with millions of Warkaris (pilgrims).

- Health education through entertainment.

- Presentation using traditional folk art forms like Bharud and Powada.

- Messages delivered in the language and style of the Warkaris.

Community Participation Initiative - ASHA Visits, ASHA Workshops, Rallies, Exhibitions, Drawing Competitions.

Arogya Manthan and Arogyavani (Health Churning and Health Voice) - Key Initiatives.

- Discussions, Information and Awareness on various health topics.

- Dialogue between Experts, Health Officials and Community Representatives.

- Dissemination of health services and schemes.

- Audio Communication on various health schemes, services, facilities and diseases.

Health Promotion through Public Dialogue (Lok Samvadatun Arogya Samvardhan) - Key initiatives.

- Creation of IEC Material in tribal languages.

- Village Dialogue (Gram Samvad) - Monthly health discussions.

- Awareness generation through folk art and digital media.

- Arogya Doot (Health Messengers) - Local volunteers.

**Planned Initiatives :-**

1. Bringing INGOs / NGOs together.
2. "Arogya Doot" Initiative and Honour for Journalists.
3. "Arogya Doot" Initiative for Students.
4. "Arogya Doot" Initiative at District / Taluka Level.

5. Health Education Programs aligned with festivals in Maharashtra.

6. Partnerships for excellent IEC/BCC (Information, Education and Communication / Behaviour Change Communication) with organizations like PATH, I Care Foundation, Noor Health, TBAlert India, UNICEF, WHO, NSS, PIB, ROB, NCC, etc.

7. Support for launching the "MPH - Social and Behaviour Change Communication (SBCC)" Course through Maharashtra University of Health Sciences (MUHS) - in collaboration with UNICEF and the IEC Bureau.

---

## Important Health Days —

अ.क्र.	महिना	दिवस / कालावधी	आरोग्य दिन (Health Days)	
१.	जानेवारी	३० जानेवारी	कुष्ठरोग निवारण दिन	World Leprosy Eradication Day
		३० जानेवारी ते	कुष्ठरोग निवारण पंधरवाडा	Leprosy Eradication Fortnight
		१३ फेब्रुवारी	(स्पर्श अभियान)	(Sparsh Campaign)
२.	फेब्रुवारी	४ फेब्रुवारी	जागतिक कर्करोग दिवस	World Cancer Day
		१० फेब्रुवारी	राष्ट्रीय जंतनाशक दिन	National De-worming Day
		११ फेब्रुवारी	जागतिक रुग्ण दिन व जागतिक युनानी दिन	World Patient Day & World Unani Day
		१२ फेब्रुवारी	प्रजनन आरोग्य जागरूकता दिन	Sexual Reproductive Health Awareness Day
३.	मार्च	८ मार्च	जागतिक महिला दिन व धूम्रपान विरोधी दिन	International Women's Day & No Smoking Day
		१० मार्च	गर्भधारणेतील मधुमेह जागरूकता दिवस	National GDM awareness Day
		१२ ते १८ मार्च	जागतिक काचबिंदु सप्ताह	World Glaucoma Week
		१६ मार्च	गोवर लसीकरण दिन	Measles Immunization Day
		मार्च दुसरा गुरुवार	जागतिक मुत्रपिंड दिन	World Kidney Day
		२० मार्च	जागतिक मौखिक आरोग्य दिन	World Oral Health Day
		२४ मार्च	जागतिक क्षयरोग दिन	World TB Day
४.	एप्रिल	१ ते ७ एप्रिल	अंधत्व प्रतिबंध सप्ताह	Blindness Prevention Week
		२ एप्रिल	जागतिक ॲटिझम (Autism) जनजागृती दिन	World Autism Awareness Day
		७ एप्रिल	जागतिक आरोग्य दिन	World Health Day
		१४ एप्रिल	आयुष्यमान भारत आरोग्यवर्धिणी केंद्र दिन	Ayushman Bharat -Health and Wellness Center Day
		१७ एप्रिल	जागतिक हेमोफिलीय दिन	World Haemophilia Day
		१९ एप्रिल	जागतिक यकृत दिन	World Liver Day
		२५ एप्रिल	जागतिक हिवताप दिन	World Malaria Day
		२४ - ३० एप्रिल	जागतिक लसीकरण सप्ताह	World Immunization Week

अ. क्र.	महिना	दिवस/कालावधी	आरोग्य दिन (Health Days)	
५.	मे	१ मे	जागतिक कामगार दिन	World Worker's Day
		३ मे	जागतिक दमा दिन	World Asthma Day
		५ मे	जागतिक प्रसविका दिन	World Midwifery Day
		८ मे	जागतिक रेडक्रॉस दिन व जागतिक थॅलेसेमिया दिन	World Red Cross Day & Thalassaemia Day
		मे चा दुसरा रविवार	मातृत्व दिन	Mother's Day
		१२ मे	जागतिक परिचारिका दिन व जागतिक दिर्घकालीन थकवा	World Nurses Day & World Chronic fatigue Syndrome
			जागरुकता दिवस	Awareness Day
		१४ मे	जागतिक उच्च रक्तदाब दिन	World Hypertension Day
		१५ मे	जागतिक कुटुंब दिन	World Family Day
		१६ मे	राष्ट्रीय डेंग्यु दिन	National Dengue Day
		१९ मे	जागतिक फॅमिली डॉक्टर दिन	World Family Doctor Day
		२५ मे	जागतिक मल्टीपल स्केरोसिस दिन	World Multiple Sclerosis Day
		२८ मे	आंतरराष्ट्रीय महिला आरोग्य दिन व मासिक पाळी स्वच्छता दिन	International Women's Health Day & Menstrual Hygiene Day
		२८ मे ते ८ जून	अतिसार नियंत्रण पंधरवाडा	Intensified Diarrhoea Control Fortnight
		३१ मे	जागतिक तंबाखू विरोधी दिन	World Anti-Tobacco Day
६.	जून	१ ते ३० जून	हिवताप प्रतिरोध महिना/ जनजागरण अभियान	Malaria Prevention Month/ Awareness Campaign
		५ जून	जागतिक पर्यावरण दिन व राष्ट्रीय फायलेरिया विरोधी दिन	World Environment Day & National Anti-Filaria Day
		८ जून	जागतिक ब्रेन ट्युमर दिन	World Brain Tumor Day
		१० ते १६ जून	दृष्टीदान सप्ताह	Eye Donation Week
		१४ जून	जागतिक रक्तदाता दिन	World Donor Day
		१५ जून	जागतिक वृद्ध अत्याचार विरोधी दिन	World Elder Abuse Awareness Day
		१८ जून	ऑटिस्टिक गौरव दिन	Autistic Pride Day
		१९ जून	जागतिक सिकलसेन दिन	World Sickle cell Day
		२१ जून	आंतरराष्ट्रीय योग दिन	International Day of Yoga

अ. क्र.	महिना	दिवस/कालावधी	आरोग्य दिन (Health Days)	
७.	जुलै	१ जुलै	राष्ट्रीय डॉक्टर दिन	National Doctor's Day
		६ जुलै	जागतिक प्राणीजन्य रोग दिन	World Zoonotic Disease Day
		११ जुलै	जागतिक लोकसंख्या दिन	World Population Day
		२८ जुलै	जागतिक कावीळ दिन	World Hepatitis Day
८.	ऑगस्ट	६ ऑगस्ट	जागतिक हिरोशिमा दिन	World Hiroshima Day
		१ ते ७ ऑगस्ट	स्तनपान सप्ताह	Breast Feeding Awareness Week
		१० ऑगस्ट	राष्ट्रीय जंतनाशक दिन	National De-worming Day
		१२ ते २५ ऑगस्ट	जागतिक युवा पंधरवाडा	World Youth Fortnight
		१५ ऑगस्ट	स्वतंत्रता दिन	Independence Day
		२० ऑगस्ट	जागतिक डास दिन	World Mosquito Day
		२५ ऑगस्ट ते ८ सप्टेंबर	राष्ट्रीय नेत्रदान पंधरवाडा	National Eye Donation Fortnight
९.	सप्टेंबर		पोषाहार महिना	Nutrition Month
		५ सप्टेंबर	प्रशिक्षण दिन/राष्ट्रीय शिक्षक दिन व मज्जारज्जू (पाठीचा कणा) दुखापत दिन	Traning Day/ National Teacher's Day & Spinal Cord Injury Day
		८ सप्टेंबर	जागतिक साक्षरता दिन	World Literacy Day
		१० सप्टेंबर	जागतिक आत्महत्या प्रतिबंध दिन	World Suicide Prevantion Day
		१६ सप्टेंबर	जागतिक ओझोन दिन व जागतिक अस्थिमज्जा दाता दिन	World Ozone Day & World Marrow Donor Day
		२१ सप्टेंबर	जागतिक अल्झायमर दिन	World Alzheimer Day
		२५ सप्टेंबर	जागतिक औषधनिर्माता दिन	World Pharmacist Day
		२८ सप्टेंबर	जागतिक रेबिज दिन	World Rabies Day
		२९ सप्टेंबर	जागतिक हृदय दिन	World Heart Day
		सप्टेंबर शेवटचा रविवार	जागतिक कर्णबधिरता दिन	World Day of Deaf
१०.	ऑक्टोबर		स्तनाचा कर्करोग जागरुकता महिना	Breast Cancer Awareness Month
		१ ऑक्टोबर	रक्तदान दिन व ज्येष्ठ नागरिक दिन व जागतिक शाकाहार दिन	Blood Donation Day & Senior Citizen Day & World Vegetarian Day
		२ ऑक्टोबर	स्वच्छता दिन व राष्ट्रीय व्यसनाधीनता प्रतिरोध दिन	Cleanliness Day & National Anti Drug Addiction Day
		ऑक्टोबर महिन्याचा पहिला बुधवार	जागतिक सेरेब्रल पाल्सी दिन	World Cerebral Palsy Day
		९ ऑक्टोबर	जागतिक दृष्टी दिन	World Sight Day
		१० ऑक्टोबर	मानसिक आरोग्य दिन	Mental Health Day
		११ ऑक्टोबर	आंतरराष्ट्रीय बालिका दिन	International Girl Child Day
		१२ ऑक्टोबर	जागतिक संधीवात दिन	World Arthritis Day
		१३ ऑक्टोबर	जागतिक थ्रोम्बोसिस दिन	World Thrombosis Day
		१५ ऑक्टोबर	जागतिक हाताची स्वच्छता जागरुकता दिन	Global Hand washing Day
		१६ ऑक्टोबर	जागतिक अन्न दिन व जागतिक बधीरीकरण दिन	World Food Day & World Anesthesia Day
		१७ ऑक्टोबर	जागतिक अपघात दिन	World Trauma Day

अ. क्र.	महिना	दिवस/कालावधी	आरोग्य दिन (Health Days)	
		१८ ऑक्टोबर	जागतिक रजोनिवृत्ती दिन	World Menopause Day
		२० ऑक्टोबर	जागतिक अस्थी विदीर्णता दिन	World Osteoporosis Day
		२१ ऑक्टोबर	जागतिक आयोडिन न्युनता विकार नियंत्रण दिन	World Iodine Deficiency Disorder Control Day
		२४ ऑक्टोबर	जागतिक पोलिओ दिन	World Polio Day
		२६ ऑक्टोबर	जागतिक स्थूलता दिन	World Obesity Day
		२९ ऑक्टोबर	जागतिक पक्षाघात दिन	World Stroke Day
		३० ऑक्टोबर	जागतिक काटकसर दिन	World Thrift Day
११.	नोव्हेंबर	७ नोव्हेंबर	राष्ट्रीय कर्करोग जागरुकता दिवस	National Cancer Awareness Day
		१० नोव्हेंबर	जागतिक लसीकरण दिन	World Immunization Day
		१२ नोव्हेंबर	जागतिक न्युमोनिया दिन	World Pneumonia Day
		१३ - १९ नोव्हेंबर	जागतिक प्रतिजैविके जागरुकता दिन	World Antibiotic Awareness Week
		१४ नोव्हेंबर	बाल दिन व जागतिक मधुमेह दिन	Children's Day & World Diabetes Day
		१७ नोव्हेंबर	राष्ट्रीय अपस्मार दिन व जागतिक अपुन्या दिवसांची प्रसुती दिन	National Epilepsy Day & World Prematurity Day
		१९ नोव्हेंबर	जागतिक दिर्घकालीन श्वासावरोध विकार दिन व जागतिक शौचालय दिन	World COPD Day & World Toilet Day 2015
		१५ - २१ नोव्हेंबर	नवजात बालक काळजी सप्ताह	New Born Care Week
१२.	डिसेंबर	१ डिसेंबर	जागतिक एड्स प्रतिबंध दिन	World AIDS Prevention Day
		२ डिसेंबर	भोपाळ दुर्घाटना दिन/ राष्ट्रीय प्रदुषण प्रतिबंध दिन	National Pollution Prevention Day
		३ डिसेंबर	जागतिक अपंग/ दिव्यांग दिन	World Handicap Day
		९ डिसेंबर	जागतिक रुग्ण सुरक्षा दिन	World Patient Safety Day
		११ ते १७ डिसेंबर	सिकलसेल जनजागृती सप्ताह	Sickle cell Disease Awareness Week
		१२ डिसेंबर	सार्वत्रिक आरोग्य उपलब्धता दिन	Universal Health Coverage Day

**FINANCIAL REQUIREMENT UNDER  
THE MAJOR HEAD 2211**

Previous Expenditure 2024-25	Current Budget 2025-26	Revised Budget 2025-26	Proposed Budget 2026-27
9408	8220	8220	9100

**FINANCIAL REQUIREMENT UNDER  
THE MAJOR HEAD 2211**

Previous Expenditure 2024-25	Current Budget 2025-26	Revised Budget 2025-26	Proposed Budget 2026-27
581767	622052	622052	660000

**Non-plan Budget and Expenditure 2024-2025**

(Rs. in Lakhs)

Sr. No.	Item	Head	Grants	Expenditure
1.	Head Education	22101026	122	115
2.	Health Information Publicity	22101035	41	28
3.	Health Information and Vital Statistic	22101082	14	13

**Plan Budget and Expenditure 2024-2025**

(Rs. in Lakhs)

Sr. No.	Item	Head	Grants	Expenditure
1.	Material and Supply	22101044	5666	5660
2.	Motor Vehicle	42104253	17	0.11
3.	Family Welfare	22110031	97	94
4.	Family Welfare	22110612	3	3
5.	Dr. Ananandibai Joshi Gourav Puraskar Yojna	22353186	0	0

**Non-plan Budget and Expenditure 2025-2026 (Upto Nov. 2025)**

(Rs. in Lakhs)

Sr. No.	Item	Head	Grants	Expenditure
1.	Head Education	22101026	121	100
2.	Health Information Publicity	22101035	74	26
3.	Health Information and Vital Statistic	22101082	10	9

**Plan Budget and Expenditure 2025-2026 (Upto Nov. 2025)**

(Rs. in Lakhs)

Sr. No.	Item	Head	Grants	Expenditure
1.	Advertisement & Publicity	22101044	60000	0
2.	Motor Vehicle	42104253	24	0
3.	Family Welfare	22110031	72	49
4.	Family Welfare	22110612	27	24
5.	Dr. Ananandibai Joshi Gourav Puraskar Yojna	22353186	78	0

## 12. National Tuberculosis Elimination Programme (NTEP)

### Introduction

Tuberculosis (TB) is a disease caused by bacteria called as Mycobacterium Tuberculosis. It mainly affects lungs but can also affect all parts of body. TB spreads through air. When a person suffering from pulmonary tuberculosis coughs or sneezes, organisms are spread in air through droplets.

India's TB control program began with the National Tuberculosis Control Program (NTP) in 1962, which was revised to the **Revised National Tuberculosis Control Program (RNTCP)** in 1997 to incorporate WHO's DOTS strategy. In 2020, the program was renamed the **National Tuberculosis Elimination Programme (NTEP)** to reflect India's goal of TB elimination by 2025. Key developments include the introduction of the Nikshay notification system in 2012, new drugs like Bedaquiline, and a greater focus on public-private partnerships, a major increase in case notifications.

Maharashtra state implementing this programme effectively with the help of State TB Society and 80 Districts/City. TB Centres.

**Hon. Prime Minister has set an ambitious goal of elimination of Tuberculosis in India by 2025.**

### Objectives of NTEP :- As Compare to 2015 Achievement.

1. 80% of reduction in TB Incidence.
2. 90% reduction in TB Mortality.
3. 0% Patient having catastrophic Expenditure.

Sr. No.	Objective	Status As On 2015	Achievement 2024	Target 2025
1.	80% of reduction in TB Incidence	208 Per lakh Population per Year as per estimated incidence of GOI.	153 Per lakh Population per Year as per current notification data in Ni-kshay. (27% reduction in TB incidence)	42 per lakh Population.
2.	90% of reduction in TB Mortality*	4.47% TB death rate programme data	3.96% Death rate programme data (19% reduction in TB Death rate)	0.5% TB Death rate
3.	0 Expenditure for TB Patient	Data not Available.	Provision of Free diagnostics / free medicine/ Nutrition Support through DBT/ Travel Support for each patient (Patients from Public as well as Private Sector)	Provision of free diagnostics/ free medicine/ Nutrition Support through DBT/ Travel Support for each patient (Public & Private Sector)

### Infrastructure Under NTEP :-

Institutions	Number
State TB Training Demonstration Centers (STDCs) - Nagpur, Pune and Mumbai.	3
State Drug Stores Nagpur, Pune & Mumbai	3
<b>TB Hospitals</b>	
1) TB Sanatorium Buldhana. 2) Aundh Chest Hospital, Pune. 3) G.G. Rathi TB Hospital, Amarawati. 4) Shashikala TB Hospital Jaysingpur Dist. Kolhapur, 5) Shiwari, (Mumbai Municipal Corporation)	5
District TB Centers	34
City TB centers	22
Mumbai TB Centers (Ward Wise)	24
Total TB Units (TU)	539
Total Designated Microscopy Centers (DMC)	2140
Culture and DST Lab (Including IRL) (Public 8 and Private 4)	13
Nodal DR TB Centers	21
District DR TB Centers	42
ART Centers	91
Handheld X-Ray Machine	118
Mobile X-Ray van	6
CBNAAT Machine	170
True NAAT Machine	649
Medical College Total (63)	
Govt.	31
Private	32
PPSA Districts / Corp. under NHM state	80

**Staff Postion :-****State Govt. Staff under TB Control Programme :- September 25**

	Sanctioned	Filled	Vacant
Total	1318	1113	205

**Contractual Staff Under NTEP Control Programme :- September 25**

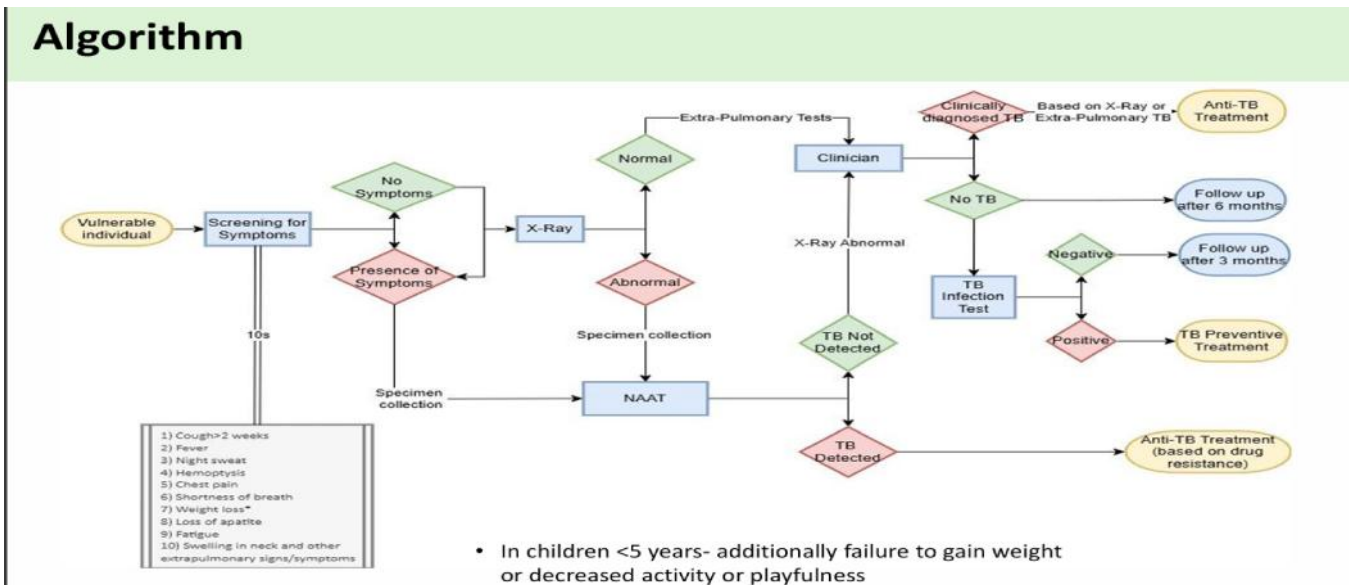
	Sanctioned	Filled	Vacant
Total State HQ (Pune)	20	12	8
Total STDC Pune	36	29	7
Total STDC Nagpur	32	24	8
Total District Level	2408	2149	259
Total (HQ+District Level)	2496	2214	282

**Implementation of NTEP :**

**Diagnosis :-** All TB presumptive cases (Based on Symptoms) are undergone sputum microscope and chest x-ray as basic diagnostic tool and then further process are done as per requirement. Dignosis of TB is done as per diagnostic protocol under NTEP, New TB.

Patients diagnosed are tested for drug sensitivity Universal-Drug Susceptibility Test (U-DST) by various methods for e.g. CBNAAT, TRUENAT, Line probe Assay (LPA), Liquid/Solid culture etc.

Upfront testing by NAAT machines has been started in the state at places where there is NAAT machines availability.



**Treatment :-** Diagnosed drug sensitive as well as drug resistant TB patients (DSTB and DRTB Regimen) are treated as per NTEP guidelines.

- Un-interrupted supply of good quality fixed dose combination drugs as per weight band is provided to TB patients for complete duration free of cost under NTEP.

- Adherence to treatment is monitored by Medical officer of PHU's under supervision of Tuberculosis Unit.
- Patient if found drug resistant he/she is advised appropriate drug resistant regimen under programme free of cost.

**Different Schemes & Activities under Programme :-**

**Culture and DST Laboratories are functioning for diagnosis of DR TB patients. The list of CDST lab. under NTEP is as follows (Govt. & Private) :**

1. Microbiology Lab at J. J. Hospital, Mumbai.
2. Microbiology Lab at Mahatma Gandhi institute of Medical Sciences Sevagram, Wardha.
3. BJ medical College Pune.
4. Govt. Medical College, Chhatrapati Sambhajanagar.
5. GTB Hospital Sewari, Mumbai.
6. IRL, State training and demonstration center, Nagpur.
7. IRL, State training and demonstration center, Pune.
8. K.E.M. Medical College, Mumbai.
9. Microbiology Lab at Hinduja hospital, Mumbai.
10. Thyrocare, Thane.
11. Aspira, Navi Mumbai.
12. Infexn Labrotory, Thane.
13. Super Religare Lab. Mumbai.

Each diagnosed TB patient in programme is tested for Rifampicin sensitivity on CBNAAT/Truenat machine. This helps in early detection of DRTB patients. State has 170 CBNAAT sites and 649 Truenat sites allocated across all districts.

Diagnosed drug resistant TB patients are advised appropriate regimen containing various Drugs which needs initiation under guidance of Medical Specialists (DRTB committee).

**Following 21 Nodal (Drug Resistant DRTB) centers are established for initiation of treatment to DR TB patients :**

1. Govt. Medical College, Nagpur.
2. Govt. Medical College, Akola.
3. Govt. Medical College, Chh. Sambhajanagar.
4. Sewari TB Hospital, Mumbai.
5. Aundh Chest Hospital, Pune.
6. Dr. Vasantrao Pawar Medical College, Nashik.
7. Govt. Medical College, Latur.
8. Rajeev Gandhi Medical College, Kalwa, Thane.

9. NKP Salve institute of medical sciences, Nagpur.
10. Lokmanya Tilak Memorial Medical College, Sion Hospital, Sion, Mumbai.
11. Topiwala National Medical College B.Y.L. Nair Charitable Hospital, Mumbai Central, Mumbai.
12. Govt. Medical College, Sangli.
13. KEM Hospital Mumbai.
14. Centenary Hospital, Govandi, Mumbai.
15. JJ Hospital Mumbai. (Adult)
16. Centenary Hospital Kandivali.
17. Survodaya Hospital, Ghatkopar, Mumbai (NGO/PP).
18. G.T.Hospital, Mumbai.
19. Wadia Hospital, Mumbai (Pediatric DRTBC).
20. JJ Hospital Mumbai (Pediatric)
21. Hinduja Hospital. (Partners Scheme)

**District Drug resistant TB Patients (DRTB)**

**centres:-** In addition to these Nodal DR-TB Centres following 42 District DR TB canter are established where conventional MDR treatment could be initiated at district level to make the treatment services accessible to patients.

- 1) Govt. G.G. Rathi TB Hospital Amravati.
- 2) K J Somaiya Mumbai.
- 3) Civil Hospital Nandurbar.
- 4) Medical College Yavatmal.
- 5) J N Medical College Sawangi, Wardha.
- 6) Civil Hospital Chandrapur.
- 7) D Y Patil Navi Mumbai (NGO).
- 8) Medical College Jalgaon.
- 9) Civil Hospital, Ahamadnager.
- 10) CPR Medical College, Kolhapur.
- 11) General Hospital, Vashi.
- 12) Mira Bhayender Corp. Hospital.
- 13) Vasai Virar Corp. Hospital.
- 14) Bel Air Hospital, Pachgani, Satara (NGO/PP).
- 15) Urban Health Centre Dharavi, Mumbai.
- 16) Khar TB Clinic, Bandra-Mumbai.

- 17) V.N. Desai Hospital, Bandra W Mumbai.
  - 18) Malvani, Malad-Mumbai.
  - 19) Cooper Hospital, Andheri West, Mumbai
  - 20) Civil Hospital, Gadchiroli.
  - 21) Civil Hospital, Parbhani.
  - 22) GMC, Nanded.
  - 23) Civil Hospital, Beed.
  - 24) Civil Hospital, Oras Sindhudurg.
  - 25) Civil Hospital, Dharashiv.
  - 26) Civil Hospital, Jalna (OPD basis)
  - 27) MGM, Raigad (NGO/PP)
  - 28) Civil Hospital, Bhandara.
  - 29) GMC, Solapur (OPD basis)
  - 30) TB Sanitrium Buldhana.
  - 31) DTC Gondia.
  - 32) DTC Washim
  - 33) DRTB center Sangali
  - 34) Kurla Bail Bazar DRTBOPD
  - 35) Dr. D.Y. Patil Med. College PCMC
  - 36) Dr. D.Y. Patil Med. College Hospital, Research Centre Kolhapur MC
  - 37) Bai Rukminibai Hospital, KDMC
  - 38) Civil Hospital, Hingoli
  - 39) Koldongeri Dispensery
  - 40) Maa General Hospital Postal Colony, Chembur.
  - 41) Jawahar Medical Foundation, SCPM Medical College, Dhule.
  - 42) Govt. Medical College, Dhule.
-

**Performance under NTEP Programme is as below :**

Year	TB suspects examined	Suspect Exam Rate / Lakh/Year	TB Cases Notified			Annualized TB Case Notification Rate		
			Public	Private	Total	Public	Private	Total
2020	857694	682	95762	64310	160072	76	51	127
2021	954412	750	110216	90024	200240	87	71	158
2022	1998356	1552	132348	101524	233872	103	79	182
2023	2622646	2027	124381	103265	227646	96	80	176
2024	3539941	2704	117149	113366	230515	89	87	176
2025 (Up to Sep.)	<b>3126604</b>	<b>3184</b>	<b>81360</b>	<b>82707</b>	<b>164067</b>	<b>83</b>	<b>85</b>	<b>168</b>

State has Achieved TB case Notification beyond the Achievement of 2019 (Pre Covid Stage) in the year 2022.

**Information for Drug Resistant TB :-****(Source : From Nikshay)**

Year	No. of MDR/RR TB Notified (Public +Private)	Out of above, total no. of MDR/RR TB put on treatment (put on any regimen) (Pub+Pvt.)	% of MDR/RR TB put on treatment (Public + Private)
2020	8085	7525	93%
2021	9608	9017	94%
2022	10384	9705	93%
2023	9023	8268	92%
2024	9446	8622	91%
2025 (Up to Sep.25)	5737	5086	89%

**Treatment Success Rate :-**

All registered TB Cases registered under NTEP programme are given free treatment under supervision enabling the successful treatment.

The success rate of all new TB & previously treated cases from years is as below.

Year	Treatment Success Rate for TB (Expected >90%)
2020	84 %
2021	87 %
2022	87 %
2023	89 %
<b>2024 (up to Sept.)</b>	<b>87 %</b>

**TB-HIV Co-ordination :-**

Tuberculosis (TB) is one of the earliest and commonest opportunistic diseases to develop amongst the HIV infected person. The risk of developing Tuberculosis is 7-8 times higher amongst HIV infected person as compared to a HIV non-infected person.

Under TB - HIV Coordination all TB patients are subjected for HIV testing Presently the percentage of TB patients subjected for HIV testing is 91%

Sr. No.	Year	TB cases with known status of HIV	TB cases found co-infected with HIV
1	2020	149646(95%)	5694(3.8%)
2	2021	190601(97%)	6207(3.3%)
3	2022	225831(98%)	6237(2.8%)
4	2023	207312 (98%)	5144 (2.5%)
5	2024	218839 (97%)	4903 (2.2%)
6	2025 (Up to Sept.)	146045 (92%)	3044 (2.1%)

**TB Preventive Therapy (TPT) :-**

To achieve ambitious targets of Ending TB by 2025, State has decided to strengthen latent TB infection Management and expand the scope of TB Preventive Treatment (TPT) beyond the current policy of offering to household child contacts less than 5 years of age and PLHIV as under. Expansion of TB Preventive Treatment (TPT) beyond the current eligible population, with test and treat policy for all adolescent and adult contacts (above 5 years) of pulmonary TB patients. Under this initiatives 6H and 3HP regimens are given to TB patient eligible Contacts.

**For DRTB - Levofloxacin is given as TPT for 6 Months.**

Year	TB Patient Notified	Number eligible for TPT- (Age < 5)	Number provided TPT- (Age < 5)	% of provided TPT- (Age < 5)	Number eligible for TPT- (Age > 5)	Number provided TPT- (Age > 5)	% of provided TPT- (Age > 5)
2020	156727	26873	17680	66%	--	--	--
2021	185018	18404	7969	43%	--	--	--
2022	133035	26504	15690	59%	422442	77796	18%
2023	124283	22442	15648	70%	343783	143297	42%
2024	122118	23507	15193	65%	326751	163126	50%
<b>2025 (Up to Sept.)</b>	<b>76874</b>	<b>14334</b>	<b>8332</b>	<b>58%</b>	<b>195767</b>	<b>60931</b>	<b>31%</b>

**Diabetic Status :** Infections are known to worsen diabetic control and tuberculosis is no exception. Although tuberculosis can cause glucose intolerance and might predispose patients to diabetes mellitus, the drugs used to treat tuberculosis might also worsen glycaemic control in patients with diabetes.

Year	TB Patient Notified	Patients with Known Diabetic Status	% Known Diabetic Status
2020	156727	143294	91%
2021	196815	183620	93%
2022	229656	221961	97%
2023	210778	205145	97%
2024	226350	215179	95%
<b>2025 Up to Sept.)</b>	<b>158069</b>	<b>140423</b>	<b>89%</b>

### Screening of Children admitted in Nutritional Rehabilitation Center (NRC) :

Public Health Department, Government of Maharashtra has issued a GR on 3rd Oct. 2016 and 26th Oct. 2016 regarding screening of children admitted in NRCs for TB and treat them as per NTEP guidelines. The initiative is taken from July 2016 in all 35 NRCs and now the existing NRCs are 43.

Year	No. of Children admitted in NRC's	No. Screened for TB	Pediatric TB cases Dignosed & put on treatment
2020	2956	2778 (94%)	15
2021	4076	3733 (92%)	13
2022	5826	5311 (91%)	23
2023	5918	4921 (83%)	11
2024	5997	5418 (90%)	8
2025 (up to Sept.)	4002	3666 (92%)	6

### Universal Drug Susceptibility Test (U-DST) :-

All newly diagnosed public sector and private sector TB patients need to be tested for status of Rifampicin drug susceptibility through CBNAAT testing.

Year	Public			Private			Total		
	Total Notification	UDST Offered	%	Total Notification	UDST Offered	%	Total Notification	UDST Offered	%
2020	103661	87316	84%	53066	34174	64%	156727	121490	78%
2021	126737	105581	83%	70078	46832	67%	196815	152413	77%
2022	152304	108718	71%	77352	40882	53%	229656	149600	65%
2023	136624	96853	71%	74745	42398	51%	211369	139251	66%
2024	63127	52706	84%	46483	34995	75%	109610	87701	80%
<b>2025 (up to Sept)</b>	<b>44364</b>	<b>38080</b>	<b>86%</b>	<b>35558</b>	<b>27156</b>	<b>76%</b>	<b>79922</b>	<b>65236</b>	<b>82%</b>

### Direct Beneficiary Transfer (DBT) Benefits :-

From 1st April 2018, the Scheme for Nutritional Support to TB patients is being Implemented in the state under which the TB patient is provided Rs. 500/- Month incentive under Nikshay Poshan Yojana through Direct Benefit Transfer to Bank Account of the Patient. From Nov. 2024 NPY amount was increased to Rs. 1000/- Month.

### Information of DBT Report from Nikshay & PFMS

Year	Elegible Beneficiaries	Bank Details Validated for Beneficiaries	DBT Payment Made	% of DBT Payment Made under NYP
2020	158608	115672	98819	62%
2021	202666	154061	149962	74%
2022	237323	191255	187851	79%
2023	207196	170605	152869	74%
2024	229361	170200	160395	76%
<b>2025 (up to Sept.)</b>	<b>157898</b>	<b>115240</b>	<b>60434</b>	<b>38%</b>

**Active Case finding Campaign (ACF) :-**

As a part of strategy under high priority districts, Active Case Finding (ACF) Campaign, aiming reaching the unreached in a campaign mode to enhance TB case finding in the vulnerable population is schedule in 3 phases as per instruction from Central TB Division.

**Performance of Active Cases Finding Campaign**

Year	Phase	Population planned for ACF	No. screened for symptoms	No. of suspect identified	Total TB Diagnosed	No. put on treatment
2020 (16 to 23 March 2020 (1 Dec. to 31Jan. 2021))	Phase -1 (ACF)	5103313	4306286 (84%)	17232 (0.4%)	376 (2.2%)	361 (96%)
	Phase -2 (LCDC)	85791971	81223656 (95%)	333161 (0.4%)	12823(3.8%)	12638 (99%)
2021 (1st Feb. 21 to 30th April 2021)	Phase -1 (ACF)	55394569	45718854 (85%)	60900 (0.1%)	4057 (6.7%)	4022 (99%)
2021 (1st July 21 to 31st March 2022)	ACDRS	81961401	71291279 (87%)	195395 (0.3%)	10884 (6.0%)	10857 (100%)
2021 (15th Nov. to 25th Nov.)	Phase -2 (ACF)	17284535	16160053 (94%)	217007 (1.3%)	5235 (2.4%)	5126 (98%)
2022 (13th Sep. to 30th Sep.)	Phase -1 (ACF)	86625230	78938079 (91%)	388798 (0.5%)	8125 (2.1%)	8109 (100%)
2023 (8th Mar. to 31st Mar.)	Phase -1 (ACF)	12867536	12770305 (99%)	129779 (1.0%)	2711 (2.1%)	2706 (100%)
2023 (3rd Oct. to 13ti Oct.)	Phase -2 (ACF)	12694071	13013914 (103%)	166255 (1.28%)	3347 (2.0%)	3337 (100%)
2023 (20th Nov. to 20th Dec.)	Phase (LCDC)	86628241	78996890 (91.2%)	218206(0.28%)	2914 (1.3%)	2901 (100%)
2024 (23rd Dec.24 to 3rd Jan.25)	Phase -1	13092244	13303487 (101.6%)	179351 (1.35%)	2378 (1.3%)	2374 (100%)
2025 (10th Mar. to 22nd Mar.25)	Phase -II	13092236	14534412 (111%)	176461 (1.21%)	2234 (1.27%)	2213 (99%)

\* In ACF Campaign phase II 2019 the data is including with JEET Project.

**TB Hospitals :-**

Total of 5 TB Hospitals are functioning in the state of Maharashtra and their performance is as follows

Sr. No.	Name of District	Name of TB Hospital	Total No. of Beds	Year 2023		Year 2024		Year 2025 (Upto Sept. 2025)	
				Total No. of OPD	Total No. of Patients admitted	Total No. of OPD	Total No. of Patients admitted	Total No. of OPD	Total No. of Patients admitted
1.	Buldhana	TB Sanitorium Buldhana.	100	1927	1061	2090	645	277	68
2.	Pune	Aundh Chest Hospital, Pune.	120	4956	1460	5123	1318	457	92
3.	Amravati	G.G. Rathi TB Hospital, Amarawati.	50	3490	1103	4170	1165	391	91
4.	Kolhapur	Shashikala TB Hospital, Jaysingpur, Dist. Kolhapur.	20	1578	53	1747	53	155	5
5.	Mumbai (Shivadi)	Shivadi Hospital	1024*	18380	4130	15675	4354	1695	307
<b>State Total</b>			<b>1291</b>	<b>30331</b>	<b>7807</b>	<b>28805</b>	<b>7535</b>	<b>2975</b>	<b>563</b>

- **TB Free Sub-National Certification (SNC) :-**

Government of India has set an ambitious goal to achieve Ending Tuberculosis (TB), by reducing the incidence of new TB cases by 80% by 2025, five years ahead of global SDG timeless. Conventionally, there is precedence to award certification of elimination of the diseases only at national level, largely led by the world Health Organization (WHO), In this prestigious process

Maharashtra got the highest nomination & awards in this TB Free Sub-national Certification. Maharashtra got 2 Silver Medals & 7 Bronze Medals in this prestigious Certification in 2020-21.

Monetary & Non monetary award for TB Free Status & Interim Recognition, For progress to wards.

- **TB Free Status is as follows :-**

Award / Status	Monetary award for District (Rs.) *	Monetary award for State / UT (Rs.) **	Non-Monetary Award
Bronze	2,00,000	25,00,000	Medal & Felicitatation at National Level
Silver	3,00,000	50,00,000	
Gold	5,00,000	75,00,000	
TB Free District	10,00,000	1,00,00,000	Certification & Felicitatation at National Level

**NTEP Districts received award in 2020-21  
(Round - 1)**

Sr. No.	NTEP District	Award
1	Kolhapur	Silver
2	Parel	Silver
3	Sindhudurg	Bronze
4	Ratnagiri	Bronze
5	Satara	Bronze
6	Nashik	Bronze
7	Ghatkoper	Bronze
8	Prabhadevi	Bronze
9	Grant Road	Bronze

**NTEP Districts received award in 2021-22  
(Round - 2)**

Sr. No.	NTEP District	Award
1	Ahilyanagar-R	Gold
2	Ahilyanagar-MC	Gold
3	Akola - R	Silver
4	Akola - MC	Silver
5	Beed	Bronze
<b>NTEP Districts received award in 2022-23 (Round - 3)</b>		
Sr. No.	NTEP District	Award
1	Sangli	Bronze

**Financial Budget (State)**

**Year 2025-26 (Up to Oct.2025)**

(Rs. in Lakh)

Major Head	Sanction Grant	Receive Grant	Expenditure	%
22100191	11851.66	5961.94	5661.25	95
22100674	544.31	316.05	242.78	77
22105201	1576.63	756.06	673.92	89
22105237	488.03	233.16	167.58	72
221000665	11674.24	6241.15	5752.94	92
22100647	177.78	99.03	63.9	65
22100007	1254.88	983.07	709.43	72
<b>Total</b>	<b>27567.53</b>	<b>14590.46</b>	<b>13271.80</b>	<b>91</b>

**NTEP : Expenditure under NHM :-**

(Rs. in Lakh)

Year	Sanction PIP	Expenditure	%
2020-21	14003.72	11987.91	85.61%
2021-22	23428.97	10287.83	43.91%
2022-23	22035.03	18926.14	85.89%
2023-24	24645.30	18051.40	73.24%
2024-25	24662.70	19003.70	77.05%
<b>2025-26 (Up to Sept.)</b>	<b>24957.91</b>	<b>4830.73</b>	<b>19.36%</b>

● **Pradhan Mantri TB Mukh Bharat Abhiyaan (PMTBMBA) :-**

Pradhan Mantri TB Mukh Bharat Abhiyan is being implemented in Maharashtra state. Under this initiative there are 26391 Ni-kshay Mitra registered and out of which 16876 Nikshay mitra are agreed upon to provide support. 109394 TB patients are consented for nutrition support

and 4,31,505 Nutrition Kits are provided to TB patients till Date 1st October, 2025.

● **BCG Vaccination :-**

Central Tuberculosis Department, Ministry of Health and Family Welfare, Government of India, One additional dose of BCG vaccine is being given from 03 September

2024 to five persons above 18 years of age in selected 40 NTEP Districts of the state. One additional dose of BCG vaccine has been given to 15,83,141 persons above 18 years of age under the said initiative on 18th March, 2025.

- **TB Mukt Gram Panchayat :-**

Central Tuberculosis Department, Ministry of Health and Family Welfare, Government of India, TB Free Panchayat Abhiyan is also being implemented in the state. Under this campaign, the state has succeeded in making 2251 gram panchayats TB free in the year 2023 out of the total gram panchayats in the state. A claim has been submitted to the Central Tuberculosis Department, New Delhi that by the end of year 2024, 7402 gram panchayats of the state are declared TB free. The said Gram Panchayats are being honored by giving a bronze statue of Mahatma Gandhi and a certificate in the hands of the District Magistrates.

- **Cy-TB :-**

A new test (by intradermal injection in the arm) for detection of latent TB infection is recommended by the Central Tuberculosis Division, New Delhi, For contacts of diagnosed Tuberculosis patients. The State has received 1,39,200 Cy-TB doses from CTD. TB preventive treatment will be given to the latent TB infected person. As per report dated 31 August 2025 total 1,44,962 contacts tested with CY-TB, out of which 8,777 were positive and TPT was given to them.

- **TB Mukt Abhiyan :-**

As per instructions received from the Central Government to implement the "TB Mukt Bharat Abhiyan " (TBMBA) across all districts of the state, From 7 th December 2024, 2,19,30,141 high-risk individuals have been mapped. Out of these, 37,44,691 have been screened, leading to the diagnosis of 1,68,257 tuberculosis patients.



### 13. NATIONAL IODINE DEFICIENCY DISORDER CONTROL PROGRAMME

Government of India renamed “Goiter Control Program” in 1992 “National. Iodine Deficiency Disorders Control Program”. Iodine is an essential micronutrient required for normal body Growth & Development. It helps in preparation of “THYROID HORMONE”.

**Daily Requirement of Iodine:** 150 Micrograms per day Iodine is naturally available in water, fish, sea foods, food production. It is deficient in Mountain & hilly area.

**Iodine Deficiency results in:** Goiter, Physical & Mental retardation, Dwarfism, Cretinism, Deaf-Autism. Frequent abortions, still births etc.

**Objective : -**

- 1) Surveys to assess the magnitude of Iodine Deficiency Disorder.
- 2) Resurvey after every five years to assess the extent of iodine deficiency disorder and the impact of iodated salt.
- 3) Laboratory Monitoring of Iodated salt and urinary Iodine Excretion.
- 4) Health Education and Publicity for use of Iodized Salt.

**Goal:-**

- 1) To reduce the prevalence of iodine deficiency disorder below 5% in the entire country.
- 2) Achieving 100% Consumption of iodated salt. at house hold level.

**NIDDCP Survey Team :**

As per the Government of India guidelines all district Primary Surveillance were completed. In a phase manner, the resurvey is conducted in all districts in the

State. The state of Maharashtra has established 6 Surveillance teams from its Own budget at Nagpur, Kolhapur, Aurangabad, Pune, Nashik & Amravati.

**Function of Survey Teams :**

- (a) Plan & conduct Survey and resurvey in their jurisdiction
- (b) Health awareness regarding use of Iodized Salt.

**Routine activities by PHC's & RH :**

- (a) Surveillance of suspected Goiter cases during routine visit.
- (b) Spot testing of salt samples.
- (c) Collection of Urine Sample for Iodine Content.
- (d) Health Education.

At present NIDDCP is being implement in all districts of the state: Out of 21 endemic districts are.

- (1) Ahilyanagar (2) Akola (3) Chandrapur (4) Kolhapur (5)Nanded (6) Parbhani (7) Pune (8) Raigarh (9) Sindhudurg (10) Solapur (11) Sangli (12) Bhandara (13) Dhule (14) Chh. Sambhajnagar (15) Buldhana (16) Jalna (17) Satara (18) Thane (19) Wardha (20) Amravati (21) Ratnagiri.

This program has been in operation since 1st August, 1992. Replacing common salt with Iodized salt in the diet of people living in the endemic districts is the most effective method for way of controlling Iodine deficiency. To ensure this replacement, a statutory ban on the sale of common salt is enforced through the food and Drugs Administration in these endemic districts.

All districts Primary surveillance is completed and only resurvey is necessary.

During the Year 2024-25, Goiter Survey-resurvey was completed in 6 districts. The Resurvey in Jalna,

Beed, Wardha, Gadchiroli, Yawatmal and Buldhana Districts have been completed.

Sr. No.	District	Goiter Rate in 6-12 Years Children
1	Jalna	0.00
2	Beed	0.96
3	Wardha	0.03
4	Gadchiroli	0.05
5	Yawatmal	0.007
6	Buldhana	0.001

In financial year 2025-26, Survey - resurvey are proposed in following 6 districts,

1. Raigad, 2. Solapur, 3. Thane, 4. Satara, 5. Kolhapur, 6. Sangli.

Also on October 21, 2025, World Iodine Deficiency Disorder Control Day has been celebrated and Principal HFWTC district Health Officer and Civil

Surgeon raised awareness about Goiter at their level in urban rural areas.

The Central Assistant from Government of India for the year 2025-2026 is Rs. 117.10 lakhs and budgetary provision from the Government of Maharashtra for the year 2025-26 is Rs. 81.71 lakhs.

**Iodized salt have been detected by Public Health Laboratory Under National Iodine Deficiency Disorders Control Program.**

Sr. No.	District	Year 2024-25 actual salt sample testing	Year 2025-26 Actual salt sample testing till September	Year 2025-26 expected salt sample testing	Year 2026-27 Proposed salt sample testing
1	2	3	4	5	6
<b>Akola Circle</b>					
1.	Akola	408	273	327	600
2.	Amravati	75	116	484	600
3.	Buldhana	1702	824	600	600
4.	Washim	833	581	19	600
5.	Yawatmal	1192	435	165	600
<b>Chh. Sambhajinagar Circle</b>					
6.	Chh. Sambhaji N.	762	409	191	600
7.	Hingoli	755	438	162	600
8.	Jalna	1384	684	600	600
9.	Parbhani	1081	658	600	600
<b>Kolhapur Circle</b>					
10.	Kolhapur	241	83	517	600
11.	Sangli	319	270	330	600
12.	Ratnagiri	1243	535	65	600
13.	Sindhudurg	580	318	282	600
<b>Latur Circle</b>					
14.	Latur	461	443	157	600
15.	Beed	1961	701	600	600
16.	Nanded	230	295	305	600
17.	Dharashiv	1179	752	600	600
<b>Nashik Circle</b>					
18.	Nashik	19	151	449	600
19.	Ahilyanagar	1266	1062	600	600
20.	Dhule	427	158	442	600
21.	Jalgaon	324	694	600	600
22.	Nandurbar	1673	923	600	600

Sr. No.	District	Year 2023-24 actual salt sample testing	Year 2024-25 Actual salt sample testing till September	Year 2024-25 expected salt sample testing	Year 2025-26 Proposed salt sample testing
1	2	3	4	5	6
<b>Nagpur Circle</b>					
23.	Nagpur	2759	1357	600	600
24.	Bhandara	586	539	61	600
25.	Chandrapur	669	602	600	600
26.	Gadchiroli	1502	834	600	600
27.	Gondia	119	347	253	600
28.	Wardha	1309	831	600	600
<b>Pune Circle</b>					
29.	Pune	1229	949	600	600
30.	Solapur	2	105	495	600
31.	Satara	1236	644	600	600
<b>Thane Circle</b>					
32.	Thane	1201	642	600	600
33.	Raigad	620	485	115	600
34.	Palghar	342	135	465	600
<b>Total</b>		<b>29689</b>	<b>18273</b>	<b>14884</b>	<b>21000</b>

Year	Urine Samples Tested	More than 10 Mcg	5-0 to 9.9 Mcg	2.0 to 4.9 Mcg.	Less than 2.0 Mcg
2024-2025	3109	2910	133	41	25
2025-2026 (Sep. ending)	878	842	18	12	6

### Expenditure Report

	Year	2024-25		2025-26 (Upto Sept ending.)	
		Budget	Expenditure	Budget	Expenditure
	(GOI Grant) PIP	156.97	89.74	117.01	5.87
<b>State Government (BDS)</b>					
Sr. No.	Detail Head	Budget	Expenditure	Budget	Expenditure
1	01 Salary	71.45	61.50	80.00	5.87
2	11 Domestic Travel Expenses	0.60	0.24	0.60	0.00
3	13 Office Expenses	0.60	0.07	0.60	0.00
	21 Supplie & Materials	0.00	0.00	0.00	0.00
4	26 Advertising & Paulicity	3.50	1.39	3.50	0.20
5	50 Others Charges	0.50	0.00	0.01	0.00
<b>Total</b>		<b>76.65</b>	<b>63.22</b>	<b>84.71</b>	<b>47.64</b>



## 14. Nursing Bureau DHS Mumbai

### INTRODUCTION :-

State Nursing Cell is established under the Commissionerate of Health Services Public Health Department, Maharashtra to manage all the activities related to the Nursing Training School/Colleges and State Nursing Cadres of Matron, Assistant Matron, Tutor, Public Health Nursing Instructor (P.H.N.I.) Public Health Nurses, Paediatric Nurses & Psychiatric Nurses, Also guide the Regional Deputy Director regarding establishment of nursing cadre of staff Nurses & In-charge sisters. The cell is also provide the technical guidance to the District Health Officer, Zilla Parishad regarding service matters of Auxiliary Nurse Midwife (ANM) & Lady Health visitors (LHVs) :

### Objective :

- 1) Manage the establishment of Nursing professionals working under the Public Health Department, Government of Maharashtra.
- 2) Strengthening of Nursing Services and Nursing Education under Public Health Department.
- 3) Regular inspections of the Nursing Schools to monitor the uniform standards of Nursing Education as per Indian Nursing Council (INC) and improve the standards of Nursing Education.
- 4) Monitor & guide to the Nursing Training Schools/ Collage and specialized diploma education program.
- 5) Start new GNM, BBC Nursing & specialized nursing Diploma as per the need of the society and department.
- 6) Develop & monitor State Midwifery Training Institutes (SMTI) and the activities of NMTI.
- 7) Start Nurse Practitioner Midwife (NPM) through SMTI to provide high quality and respectful maternal and child health services.

8) Capacity building training for the nursing personnel under Public Health Department.

9) Encourage and guide the in-service nurses for Higher Nursing Education viz PBBSC Nursing, MSC Nursing, Public Health Nursing (PHN), Paediatric Nursing, Psychiatric Nursing and LHV promotional training & approve their Educational leave as per rule.

10) Develop community friendly health service approach and create awareness regarding the various health problems and health services available at various health facilities.

11) Implementation of Central & State Government Health and Nursing Education schemes.

12) Visits to Regional Skill Labs and Monitor the training and its functioning.

13) Implement Best Nursing Practices in nursing Schools & Colleges.

14) Manage legal matters & RTI pertaining to the Nursing service and education.

15) Arrange meetings with various Governments recognized Nurses association and discuss the issues pertaining to Nursing profession and solve their problems.

16) Participate in matter related to Nursing under National Health Mission.

### 3) IMPLEMENTATION:-

State Nursing Cell collaborate and coordinate with Regional Deputy Directors of eight regional circles, Civil Surgeons District Health Officers, and matrons via meetings, counselling, video conferences and onsite visits for implementation of health services program for quality health services, its awareness and evaluation at various levels.

### Nursing School / Specialized Diploma Under Public Health Department :-

Sr. No.	Name of Education Programmes	Total Institutes	Total Students intake per annum
1	BSC Nursing	04	170
2	Auxiliary Nurse Midwifery	35	1400
3	General Nursing Midwifery	24	960
4	Lady Health Visitors	32	640-640 = 1280 6 monthly (Biannual)
5	Public Health Nursing	1	30
6	Diploma in Psychiatric Nursing	2	40
7	Diploma in Paediatric Nursing	1	20
8	Diploma in Oncology Nursing	1	20
<b>Total</b>		<b>100</b>	<b>3920</b>

## District wise Nursing Schools Specialized &amp; Diploma :-

Sr. No.	Cricle	Government Nursing School Institute	ANM	GNM	LHV	PHN	DPN	ONCO	PAED	BSC Nursing
1	Thane	Cama & Alb. H.Mumbai	1	-	1	-	-	1	-	-
2		V. S. Hosp. Thane	1	1	1	-	1	-	-	-
3		RMH Thane	-	-	-	-	-	-	-	-
4		DH Raigad DH Palghar	1 -	1 -	1 -	- -	- -	- -	- -	- -
		<b>Total</b>	<b>3</b>	<b>2</b>	<b>3</b>	<b>-</b>	<b>1</b>	<b>1</b>	<b>-</b>	<b>-</b>
5	Pune	DH Pune	1	-	1	-	-	-	-	-
6		RMH Pune	-	-	-	-	1	-	-	-
7		DH Solapur DH Satara	- 1	- 1	- 1	- -	- -	- -	- -	- 1
		<b>Total</b>	<b>2</b>	<b>1</b>	<b>2</b>	<b>-</b>	<b>1</b>	<b>-</b>	<b>-</b>	<b>1</b>
8	Kolhapur	DH Sindhudurg	1	1	1	-	-	-	-	1
9		DH Ratnagiri	1	1	1	-	-	-	-	-
10		DH Kolhapur	1	-	1	-	-	-	-	-
11		Indira Gandhi G.H. Hospital Ichalkaranji DH Sangali	- - -	1 - -	- - -	- - -	- - -	- - -	- - -	- - -
		<b>Total</b>	<b>3</b>	<b>3</b>	<b>3</b>	<b>-</b>	<b>-</b>	<b>-</b>	<b>-</b>	<b>1</b>
12	Nashik	DH Nashik	1	1	1	-	-	-	-	1
13		DH Dhule	1	-	1	-	-	-	-	-
14		DH Jalgaon	1	1	1	-	-	-	-	-
15		DH Ahilyanagar	1	1	1	-	-	-	-	-
16		Nandurbar	1	1	1	-	-	-	-	-
17	Malegaon	1	1	-	-	-	-	-	-	-
		<b>Total</b>	<b>6</b>	<b>5</b>	<b>5</b>	<b>-</b>	<b>-</b>	<b>-</b>	<b>-</b>	<b>1</b>
18	Chhatrapati Sambhaji nagar	DH Chhatrapati Sambhajinagar	1	-	1	-	-	-	-	-
19		DH Jalna	1	1	1	-	-	-	-	1
20		DH Parbhani	1	1	1	-	-	-	-	-
21		DH Hingoli	1	1	1	-	-	-	-	-
		<b>Total</b>	<b>4</b>	<b>3</b>	<b>4</b>	<b>-</b>	<b>-</b>	<b>-</b>	<b>-</b>	<b>1</b>
22	Latur	R.H. Babhalgaon Latur	1	-	1	-	-	-	-	-
23		DH Beed	1	1	1	-	-	-	1	-
24		Lokhandi Sawargaon	1	-	1	-	-	-	-	-
25		DH Nanded	1	1	1	-	-	-	-	-
26	DH Dharashiv	1	1	1	-	-	-	-	-	
		<b>Total</b>	<b>5</b>	<b>3</b>	<b>5</b>	<b>-</b>	<b>-</b>	<b>-</b>	<b>1</b>	<b>-</b>
27	Akola	DWH Akola	1	-	1	-	-	-	-	-
28		DH Washim	1	1	1	-	-	-	-	-
29		DH Amrawati	-	1	-	-	-	-	-	-
30		DWH Amrawati	1	1	1	-	-	-	-	-
31		DH Buldhana	1	-	1	-	-	-	-	-
32		Yavatmal SDH Pusad	1 1	- -	1 -	- -	- -	- -	- -	- -
		<b>Total</b>	<b>6</b>	<b>3</b>	<b>5</b>	<b>-</b>	<b>-</b>	<b>-</b>	<b>-</b>	<b>-</b>
33	Nagpur	Daga WH Nagpur	1	0	1	-	-	-	-	-
34		PHN School Nagpur	0	0	0	-	-	-	-	-
35		DH Chandrapur	1	1	1	-	-	-	-	-
36		DH Bhandara	1	1	1	-	-	-	-	-
37		DH Gadchiroli	1	1	1	-	-	-	-	-
38		DH Gondia DWH Wardha	1 1	1 0	1 1	- -	- -	- -	- -	- -
		<b>Total</b>	<b>6</b>	<b>4</b>	<b>6</b>	<b>1</b>	<b>2</b>	<b>1</b>	<b>1</b>	<b>4</b>
		<b>Grand Total</b>	<b>35</b>	<b>24</b>	<b>32</b>	<b>1</b>	<b>2</b>	<b>1</b>	<b>1</b>	<b>4</b>

**Student Admission Capacity per Academic Year :-**

- ANM - 35 Admission Capacity 40 / year (Total = 1400).
  - GNM - 24 Admission Capacity 40 / year (Total = 960).
  - LHV - 32 Admission Capacity 20 / year (Total = 1280).
  - PHN - 1 Admission Capacity 30 / (Total = 30).
  - DPN - 2 Admission Capacity 20 / year (Total = 40).
  - Oncology Nursing - 1 :- Admission Capacity 20 / year (Total = 20).
  - Paediatric Nursing - 1 :- Admission Capacity 20 / year (Total = 20).
  - BSC Nursing - 04 :- Admission Capacity (Total = 170).
-

## **Activities of State Nursing Cell :**

### **A) Nursing Education :**

1. Admission of all Nursing courses under the Commissionerate of Health Services , Public Health Department, Govt of Maharashtra
2. Inspection and Monitoring of the Nursing Education under Public Health Department as per INC Norms
3. Problem Solving approach towards Nursing Schools ,teachers and students , hostel ,counseling and guidance to Nursing Students, stipend/Scholarshipsfor nursing students
4. Visit to various Nursing Schools/Colleges and Capacity Building of the teachers
5. Planning Budget Head and release of Grants for starting New Nursing School/Post creation/ Budget, , Supplement demand, New Construction (College, Laboratories & Hostel) , vehicle etc.
6. Managing establishment of State Nursing cadres, Job chart for nursing education and Nursing service cadre , legal matter, RTI, Public Commission etc
7. Preparing / revising Recruitment Rule for Nursing cadres
8. Promoting Higher Education , Educational Leave, Permission for PhD Nursing,
9. Organizing Nursing Conferences, Workshops, Seminars and Staff development Programs in collaboration with Nursing colleges and Maharashtra Nursing Council.
10. Collaborative approaches with the INC, MNC, MSBPNE and Ministry of Health and FW (MoHFW) Govt of India.
11. Implement National Educational Policy Pertaining to Nursing Education
12. Under the NHM processed PIP for Nursing School, Head wise and Feedback of its Utilization from nursing school. Guidance and counseling regarding Expenditure of Grant. Skill lab, Midwifery training & Guidance & advocacy on all matter pertaining to Nursing under NHM.

### **B) Nursing Services :**

1. Seniority List, Promotion and Recruitment of Matron, Assistant Matron, Tutors, Psychiatric Nurses, Paediatric Nurses, Public Health Nurses and Public Health Instructure.

2. Administrative and Request Transfer, Lokayukta Matters, Legal matter/ Court Cases of service matters, RTI & Higher Education etc.
3. State & National Florence Nightingale Award for various nursing cadre.
4. Organizing Meetings with various Nursing Organizations and problem solving approach for welfare of nursing professionals.
5. Prepare in-service education training schedule & Organization of training programs in collaboration with HFWTC & other institutes.
6. Visits to hospitals, discussion , nursing clinical round monitoring & problem solving
7. Visits to Regional Skill Labs and monitor the training and its functioning
8. Training for Capacity Building Workshop/ Conferences for nursing personnel.

### **Important decisions and Exceptional Tasks: Year- 2024-25 :**

1. Total (99-2024 & 96-2025) Nurses were sent for higher education with educational leave
2. Medical Education Department Permission GR / Essentiality dated June 5, 2025 is received & BSC Nursing colleges at Satara ,Sindhudurg and Nashik is commenced for academic year 2025-26.
3. National Florence Nightingale Presidential Awards (NFNA) received by Public Health Department ,Maharashtra State, Public Health Nurse(NFNA-2023)Assistant Matron (NFNA-2024)&for ANM (NFNA-2025) PHC Katora District Jalgaon.State Florence Nightingale Presidential Awards (SFNA)-2025 received by Public Health Department ,Maharashtra State, Matron-2, Assistant Matron-3 & Public Health Nurse-1 on 12th May 2025.
4. Strengthening of Nursing Educator through 6 weeks in-service training conducted at Kasturba College of Nursing, Wardha.
5. Recruitment rules for the Bonded Nurses to regularize their services for the period from dated 16.4.2015 to dated 28.06.2019 prepared & send to the Govt. for approval on 19-01-2024.
6. To provide respectful quality care to mother & children NPM-Educator (Nurse Practitioner in Midwifery Educator) second batch is passed out from the NMTI

Kasturba Nursing College, Wardha, third batch is going on.

7. State Midwifery Training Institute (SMTI) at DHW Akola, Nagpur & Nashik is operational.

8. Meetings were organized with various nursing associations, issues were discussed and appropriate actions are initiated as per rule.

9. Seniority list dated 01.01. 2024 of state nursing cadres is published & as per the seniority the promotion is in process. Seniority list of 01.01. 2025 is published.

10. Recruitment Rules for nursing teaching cadres prepared & send to the Govt. for approval.

11. Job chart for all cadres under Commissionerate of Health Service is prepared/revised & sent to Public health department for approval

12. The Admission for the academic year 2025-26 for BSC Nursing, GNM, PHN & DPN is conducted through CET by State Common Exam Entrance Cell. ANM Admission conducted at Institute level. New PBD in oncology Nursing & Paediatric Nursing is under process.

#### **Exceptional Work in Year - 2025 :-**

- The incidence of cancer has increased in the country and the state. Under the National Cancer Control Programme, approval has been granted to start the Post Basic Diploma in Oncology Nursing course at the School of Nursing, Cama and Albless Hospital, Mumbai, to train specialized oncology nurses who will provide dedicated services to cancer patients.

- To provide quality healthcare services to children and to reduce child mortality, approval has been granted to start the Post Basic Diploma in Paediatric Nursing course at the Government College of Nursing, District Hospital, Beed, for the training of specialized paediatric nurses.

- DD Nursing & ADHS Nursing presented the Maharashtra State Midwifery Initiative at Round Table Conference at Indian Institute of Public Health Gandhinagar, Gujarat.

- Capacity building workshop organized for matrons & Assistant Matrons at Arogya Bhavan Mumbai on "Nursing Leadership in Quality Patient Care in Health Facilities" on 24th January 2025.

- State Midwifery Action Group (SMAG) Meeting organized on 8th floor conference hall, Arogya Bhavan on January 29, 2025.

(H) 105-(Part-I)-E-33

- General Nursing & Midwifery (GNM) program started at Indira Gandhi General Hospital Ichalkaranji, district Kolhapur.

- Under the Central Government scheme of strengthening of nursing services up gradation of GNM to BSC Nursing colleges stated at Satara, Sindhudurg and Nashik for the academic year 2025-2026.

- Continue Professional Development (CPD) Program "**Mental Health Care Act 2017- strengthening Mental Health System through legal safe guard and ethical care with nursing compassion**" on June 27, 2025 in collaboration with College of Psychiatric Nursing, Regional Mental Hospital, Thane & Maharashtra Nursing Council.

- MOU with IMMAST (Institute of Medical & Minimal Access Surgery Training) to train 1000 region wise nurses under the Public Health department on **critical care, NICU, Labour Room & Operation Theater** training is planned. So far more than 300 nurses are benefited.

- Continue Professional Development (CPD) Program on "**Empowering Nursing Teachers for developing Competent Health Workforce**" conducted on May 24, 2025 in collaboration with Nursing College, D.H. Nanded & Maharashtra Nursing Council.

- Continue Professional Development (CPD) Program on "**Mental Health Program : From awareness to Action -Mental Health for all**" conducted on September 18, 2025 in collaboration with College of Psychiatric Nursing, Regional Mental Hospital, Pune & Maharashtra Nursing Council.

- Continue Professional Development (CPD) Program on "**Breast Cancer**" conducted on October 28, 2025 in collaboration with Nursing College, D.H. Hingoli & Maharashtra Nursing Council.

- Webinar series on "**Effective implementation of BSC Nursing syllabus**" conducted on 14th & 15th October 2025 in collaboration with Govt Nursing College D.H. Nashik & Maharashtra Nursing Council.

#### **New Proposed Nursing Colleges:**

1. MSc in Psychiatric Nursing at RMH Thane Proposal submitted to Public Health Department (PHD) for permission.

2. MSc in Psychiatric Nursing at RMH Pune Proposal submitted to PHD for permission.

3. Diploma in General Nursing & Midwifery (GNM) & ANM District Hospital, Palghar Proposal submitted to PHD & MSBNPE for permission. MSBNPE inspection conducted.

4. Nurse Practitioner Midwifery (NPM) at State Midwifery Training Institute (SMTI), District Women Hospital Akola, Daga Memorial Hospital, Nagpur & D.H. Nashik. Proposal submitted to PHD & MSBNPE for

permission. Inspection done & waiting for Medical Education & Drug department GR to start the Education program.

5. BSC Nursing at Government Nursing college, Babhalgaon Dist - Latur

6. BSC Nursing at Government Nursing college, District Hospital, Thane.

### Position of Nursing Cadre Under Public Health Department

Sr. No.	Name of Nursing Cadre	Recruitment	Sanctioned Post	Filled Post	Vacant Post
1.	Matron Class-3	Promotion	37	29	8
2.	Assistant Matron	Promotion	179	140	39
3.	Public Health Nurse Instructor	Promotion	11	00	11
4.	Nursing Officer/Tutor/Clinical Instructor	Promotion - 50 % Direct recruitment - 25 % Departmental exam - 25 %	428	193	235
5.	Public Health Nurse	Promotion = 75 % Direct recruitment - 25 %	271	234	37
6.	Psychiatric Nurse	Promotion - 75 % Direct recruitment - 25 %	168	88	80
7.	Pediatric Nurse	Promotion - 75 % Direct recruitment - 25 %	199	85	114
	<b>Total</b>	Direct recruitment - 25 %	<b>1293</b>	<b>769</b>	<b>524</b>

## 15. EPIDEMIC CONTROL PROGRAMME WATER BORNE DISEASES

### (1) Introduction :

Epidemic Control Programme deals with day to day monitoring of water born diseases (WBDs). Rise in No. of cases exceeding expected numbers is called Epidemic. Under this programme outbreaks as well as sporadic cases of waterborne diseases like Cholera, Gastro, Acute Diarrhoea / Dysentery, Infective hepatitis and Typhoid are monitored on daily, weekly, fortnightly and monthly basis.

### (2) Aims & Objectives :

- To prevent & control outbreaks of water borne diseases.
- Give feedback to districts about outbreaks in their area.
- Water quality monitoring.
- TCL powder quality monitoring.
- To reduce morbidity & mortality due to water borne diseases.
- To create awareness among public about various personal measures to avoid WBDs.
- Interdepartmental coordination with Water supply & Sanitation Department, Rural Development Department & Urban Development Department.

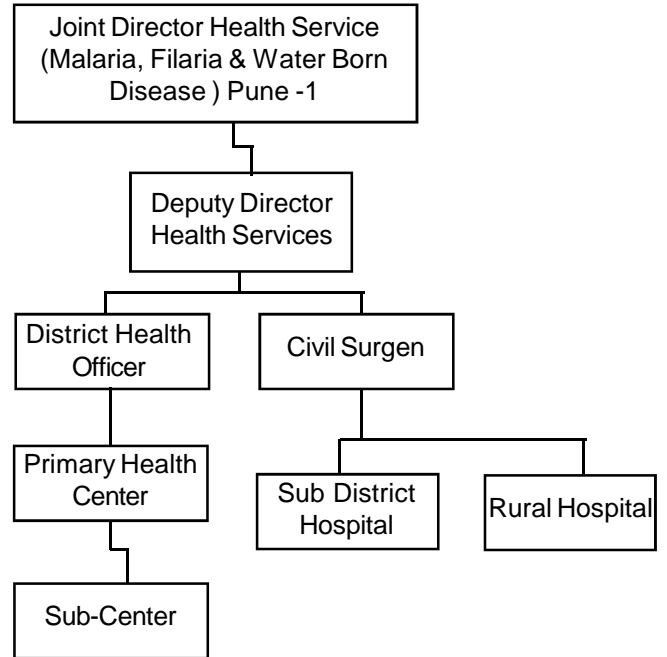
### (3) Implementation Strategies :

Epidemic Control cell at the state level is established to guide, monitor and control the epidemics in the state. Epidemiological cell is established under the Jt. Director of Health Services (Malaria, Filariasis & Water Borne Diseases) Pune-1.

### (4) Facilities Providing Services :

All health institutions from subcenter to district hospital are well equipped to control & treat epidemic diseases.

### Orgonogram :-



### (5) Man Power :

No post is sanctioned under this programme. This programme is being implemented through available sanctioned staff of 23 under Cholera Control Programme (Gazetted - 2 and Non- Gazetted 21).

### (6) Various Schemes & Activities :

Sanitation Survey:- For water quality control, sanitation survey is done twice in every year. One is after monsoon in Oct-Nov and another is prior to monsoon in April-May. Red cards are issued to high-risk villages with instruction to carry out precautionary containment measures to control epidemic. A green card is issued to the village, which is taking proper care of water resources & not a high-risk village while yellow card is issued to village with medium risk.

### Details of Sanitation Survey

Oct.-2025

Total No. of Villages	Red Cards issued Villages	Green Cards issued Villages	Yellow Cards issued Villages	Silver Cards issued Villages
27950	19	24735	3093	103

### Attacks and Death Outbreaks (Upto October-2025)

Name of Disease	2021			2022			2023			2024			2025 (Oct.)		
	O	A	D	O	A	D	O	A	D	O	A	D	O	A	D
Cholera	2	176	0	26	1104	20	2	5	1	18	1028	4	5	191	3
Gastro	3	444	0	3	78	0	0	0	0	12	669	4	4	43	0
Diahorrea	13	992	3	25	2354	05	15	1185	0	27	1474	6	22	1172	0
Vir.Hepatitis	1	10	0	4	256	0	2	23	0	18	827	1	10	687	3
Typhoid	0	0	0	0	0	0	0	0	0	0	0	0	1	22	0
<b>Total</b>	<b>19</b>	<b>1622</b>	<b>03</b>	<b>58</b>	<b>3792</b>	<b>25</b>	<b>19</b>	<b>1213</b>	<b>1</b>	<b>75</b>	<b>3998</b>	<b>15</b>	<b>42</b>	<b>2115</b>	<b>6</b>

➤ A-Attack, D-Deaths.

**Attacks and Deaths (Sporadic + Outbreaks)**

Name of Disease	2021		2022		2023		2024		2025 (Oct.)	
	A	D	A	D	A	D	A	D	A	D
Cholera	281	0	1104	20	22	1	1028	4	202	3
Gastro	23986	0	21425	0	27757	0	27582	4	22367	0
Diahorrea	402609	3	342225	5	325927	0	365192	6	342435	0
Vir.Hepatitis	2936	0	2113	0	2403	0	3166	1	3197	3
Typhoid	32425	0	29730	0	38614	0	45707	0	39866	0
Lepto	347	10	458	18	1484	8	953	26	787	1
<b>Total</b>	<b>462584</b>	<b>13</b>	<b>397055</b>	<b>43</b>	<b>396207</b>	<b>9</b>	<b>443628</b>	<b>41</b>	<b>408854</b>	<b>7</b>

A–Attack, D–Deaths.

**Prevention & Control Measures :**

- Enlisting of high risk villages - Red card is issued to high-risk village with instructions to carry out precautionary containment measures to control epidemic. A green card is issued to the village, which is not high-risk village.
- To search leakages and ensure immediate repairs of water supply pipelines.
- Regular inspection of water samples in district, state laboratories.
- Regular feedback to Grampanchayat / Municipal Councils/ Municipal Corporations / Zilla Parishads to make budget provision for purchase of bleaching powder.
- Ensuring Sufficient stock of medicines and other material at Grampanchayat / Municipal Councils/ Municipal Corporations / Zilla Parishads.

- Publicity, awareness campaigns etc. are undertaken to ensure public cooperation for controlling epidemic.
- Weekly and monthly epidemic reports received from districts are analyzed and feedback as well as guidelines is issued to them from time to time.

**15.2 Cholera Control Programme :**

Cholera is an acute diarrhoeal disease caused by *Vibrio cholerae*. It is waterborne disease due to consumption of contaminated water. Cases are characterized by the sudden onset of profuse, effortless, watery diarrhoea followed by vomiting, dehydration, muscular cramps & suppression of urine. Cholera Case fatality rate is high among waterborne diseases.

**Aim :** - To control the epidemics of this disease from Public Health point of view and prevent death due to diarrhoeal diseases.

**Cholera attacks & Deaths (Outbreaks & Sporadic)**

Sr. No.	Cholera	2021	2022	2023	2024	2025 up to Oct.
1	Attacks	281	1104	22	1028	202
2	Deaths	0	20	1	4	3

**Prevention & Control Measures :**

- Enlisting of high risk villages - Red card is issued to high-risk village with instructions to carry out precautionary containment measures to control epidemic. A green card is issued to the village, which is not high-risk village.
- To search leakages and ensure immediate repairs of water supply pipelines.
- Regular inspection of water samples in district, state laboratories.
- Regular feedback to Grampanchayat / Municipal Councils/ Municipal Corporations / Zilla Parishads

to make budget provision for purchase of bleaching powder.

- Ensuring Sufficient stock of medicines and other material at Grampanchayat / Municipal Councils/ Municipal Corporations / Zilla Parishads.
- Publicity, awareness campaigns etc. are undertaken to ensure public cooperation for controlling epidemic.
- Weekly and monthly epidemic reports received from districts are analyzed and feedback as well as guidelines is issued to them from time to time.

## 15.3 Status of Outbreaks of Water Borne Diseases

		Cholera														
Sr. No.	District	2021			2022			2023			2024			2025 (Oct.)		
		O	A	D	O	A	D	O	A	D	O	A	D	O	A	D
1	Raigad	0	0	0	0	0	0	0	0	0	0	0	0	0	0	0
2	Ratnagiri	0	0	0	0	0	0	0	0	0	0	0	0	0	0	0
3	Thane	0	0	0	1	29	1	0	0	0	1	12	0	0	0	0
4	Palghar	0	0	0	0	0	0	0	0	0	1	2	0	2	38	2
5	Dhule	0	0	0	0	0	0	0	0	0	0	0	0	0	0	0
6	Nandurbar	0	0	0	0	0	0	0	0	0	0	0	0	0	0	0
7	Jalgaon	0	0	0	0	0	0	0	0	0	0	0	0	0	0	0
8	Ahilyanagar	0	0	0	0	0	0	0	0	0	2	105	3	0	0	0
9	Nashik	0	0	0	1	15	2	0	0	0	0	0	0	0	0	0
10	Pune	0	0	0	0	0	0	0	0	0	0	0	0	1	16	0
11	Solapur	0	0	0	0	0	0	0	0	0	0	0	0	0	0	0
12	Kolhapur	2	176	0	1	226	2	0	0	0	3	5	0	0	0	0
13	Sangli	0	0	0	2	14	0	0	0	0	1	50	0	0	0	0
14	Satara	0	0	0	0	0	0	0	0	0	0	0	0	0	0	0
15	Sindhudurg	0	0	0	0	0	0	0	0	0	0	0	0	0	0	0
16	Chh. Sambhajinagar	0	0	0	0	0	0	0	0	0	0	0	0	0	0	0
17	Jalna	0	0	0	0	0	0	0	0	0	0	0	0	0	0	0
18	Parbhani	0	0	0	0	0	0	0	0	0	0	0	0	0	0	0
19	Hingoli	0	0	0	0	0	0	0	0	0	0	0	0	0	0	0
20	Beed	0	0	0	0	0	0	0	0	0	0	0	0	0	0	0
21	Latur	0	0	0	0	0	0	0	0	0	0	0	0	0	0	0
22	Nanded	0	0	0	0	0	0	1	1	0	1	578	0	0	0	0
23	Dharashiv	0	0	0	0	0	0	0	0	0	0	0	0	0	0	0
24	Akola	0	0	0	1	1	0	0	0	0	2	92	0	2	25	1
25	Amravati	0	0	0	5	240	6	0	0	0	0	0	0	0	0	0
26	Buldhana	0	0	0	0	0	0	0	0	0	1	1	0	0	0	0
27	Yeotmal	0	0	0	5	185	2	0	0	0	4	62	0	1	128	0
28	Washim	0	0	0	2	2	0	0	0	0	1	105	0	0	0	0
29	Bhandara	0	0	0	0	0	0	0	0	0	0	0	0	0	0	0
30	Gondia	0	0	0	0	0	0	0	0	0	0	0	0	0	0	0
31	Chandrapur	0	0	0	6	390	7	0	0	0	0	0	0	0	0	0
32	Gadchiroli	0	0	0	0	0	0	0	0	0	0	0	0	0	0	0
33	Nagpur	0	0	0	2	2	0	1	4	1	0	0	0	0	0	0
34	Wardha	0	0	0	0	0	0	0	0	0	0	0	0	0	0	0
<b>State Total</b>		<b>2</b>	<b>176</b>	<b>0</b>	<b>26</b>	<b>1104</b>	<b>20</b>	<b>2</b>	<b>5</b>	<b>1</b>	<b>18</b>	<b>1028</b>	<b>4</b>	<b>5</b>	<b>191</b>	<b>3</b>

134  
Gastro

Sr. No.	District	2021			2022			2023			2024			2025 (Oct.)		
		O	A	D	O	A	D	O	A	D	O	A	D	O	A	D
1	Raigad	0	0	0	0	0	0	0	0	0	0	0	0	0	0	0
2	Ratnagiri	0	0	0	0	0	0	0	0	0	0	0	0	0	0	0
3	Thane	0	0	0	0	0	0	0	0	0	0	0	0	0	0	0
4	Palghar	0	0	0	0	0	0	0	0	0	2	36	0	0	0	0
5	Dhule	0	0	0	0	0	0	0	0	0	0	0	0	0	0	0
6	Nandurbar	0	0	0	0	0	0	0	0	0	0	0	0	0	0	0
7	Jalgaon	0	0	0	0	0	0	0	0	0	0	0	0	0	0	0
8	Ahilyanagar	0	0	0	0	0	0	0	0	0	0	0	0	0	0	0
9	Nashik	0	0	0	0	0	0	0	0	0	1	150	0	0	0	0
10	Pune	0	0	0	0	0	0	0	0	0	0	0	0	0	0	0
11	Solapur	0	0	0	0	0	0	0	0	0	0	0	0	0	0	0
12	Kolhapur	1	230	0	0	0	0	0	0	0	0	0	0	0	0	0
13	Sangli	0	0	0	0	0	0	0	0	0	0	0	0	0	0	0
14	Satara	0	0	0	0	0	0	0	0	0	0	0	0	0	0	0
15	Sindhudurg	0	0	0	0	0	0	0	0	0	0	0	0	0	0	0
16	Chh. Sambhajinagar	0	0	0	0	0	0	0	0	0	0	0	0	0	0	0
17	Jalna	0	0	0	0	0	0	0	0	0	0	0	0	0	0	0
18	Parbhani	1	65	0	0	0	0	0	0	0	0	0	0	0	0	0
19	Hingoli	0	0	0	0	0	0	0	0	0	0	0	0	0	0	0
20	Beed	0	0	0	1	19	0	0	0	0	0	0	0	0	0	0
21	Latur	0	0	0	0	0	0	0	0	0	0	0	0	0	0	0
22	Nanded	0	0	0	0	0	0	0	0	0	0	0	0	0	0	0
23	Dharashiv	0	0	0	0	0	0	0	0	0	0	0	0	0	0	0
24	Akola	0	0	0	0	0	0	0	0	0	0	0	0	0	0	0
25	Amravati	0	0	0	1	40	0	0	0	0	8	454	4	3	32	0
26	Buldhana	0	0	0	0	0	0	0	0	0	0	0	0	0	0	0
27	Yeotmal	0	0	0	0	0	0	0	0	0	0	0	0	0	0	0
28	Washim	0	0	0	0	0	0	0	0	0	0	0	0	0	0	0
29	Bhandara	0	0	0	0	0	0	0	0	0	0	0	0	0	0	0
30	Gondia	2	214	0	0	0	0	0	0	0	0	0	0	0	0	0
31	Chandrapur	0	0	0	0	0	0	0	0	0	0	0	0	0	0	0
32	Gadchiroli	0	0	0	0	0	0	0	0	0	0	0	0	0	0	0
33	Nagpur	0	0	0	1	19	0	0	0	0	0	0	0	0	0	0
34	Wardha	0	0	0	0	0	0	0	0	0	1	29	0	0	0	0
<b>State Total</b>		<b>3</b>	<b>444</b>	<b>0</b>	<b>3</b>	<b>78</b>	<b>0</b>	<b>0</b>	<b>0</b>	<b>0</b>	<b>12</b>	<b>669</b>	<b>4</b>	<b>4</b>	<b>43</b>	<b>0</b>

135  
Diarrhoea

Sr. No.	District	2021			2022			2023			2024			2025 (Oct.)		
		O	A	D	O	A	D	O	A	D	O	A	D	O	A	D
1	Raigad	0	0	0	0	0	0	1	17	0	1	31	0	1	12	0
2	Ratnagiri	0	0	0	0	0	0	0	0	0	0	0	0	0	0	0
3	Thane	0	0	0	0	0	0	0	0	0	0	0	0	3	58	0
4	Palghar	1	8	0	0	0	0	0	0	0	0	0	0	0	0	0
5	Dhule	0	0	0	0	0	0	0	0	0	0	0	0	1	284	0
6	Nandurbar	0	0	0	0	0	0	0	0	0	1	260	2	1	43	0
7	Jalgaon	1	0	0	1	29	0	0	0	0	0	0	0	0	0	0
8	Ahilyanagar	0	0	0	0	0	0	0	0	0	1	14	0	0	0	0
9	Nashik	0	0	0	2	111	1	0	0	0	1	12	0	0	0	0
10	Pune	2	67	0	1	1007	0	1	46	0	2	27	0	2	65	0
11	Solapur	0	0	0	0	0	0	0	0	0	0	0	0	1	14	0
12	Kolhapur	5	162	3	10	531	3	0	0	0	4	410	0	0	0	0
13	Sangli	0	0	0	2	133	0	0	0	0	1	50	0	0	0	0
14	Satara	3	351	0	1	40	0	1	91	0	2	98	1	0	0	0
15	Sindhudurg	0	0	0	0	0	0	0	0	0	0	0	0	0	0	0
16	Chh. Sambhajinagar	0	0	0	1	42	0	0	0	0	0	0	0	0	0	0
17	Jalna	0	0	0	0	0	0	0	0	0	0	0	0	0	0	0
18	Parbhani	0	0	0	0	0	0	0	0	0	0	0	0	1	139	0
19	Hingoli	0	0	0	0	0	0	1	64	0	1	7	0	0	0	0
20	Beed	1	295	0	0	0	0	0	0	0	0	0	0	0	0	0
21	Latur	0	0	0	1	21	0	0	0	0	0	0	0	0	0	0
22	Nanded	0	0	0	0	0	0	0	0	0	2	143	0	2	142	0
23	Dharashiv	0	0	0	0	0	0	0	0	0	2	32	2	0	0	0
24	Akola	0	0	0	0	0	0	1	67	0	3	122	0	2	29	0
25	Amravati	0	0	0	1	3	1	1	16	0	0	0	0	0	0	0
26	Buldhana	0	0	0	0	0	0	0	0	0	1	33	1	3	107	0
27	Yeotmal	0	0	0	2	137	0	3	379	0	3	72	0	0	0	0
28	Washim	0	0	0	0	0	0	0	0	0	0	0	0	0	0	0
29	Bhandara	0	0	0	1	166	0	0	0	0	0	0	0	0	0	0
30	Gondia	0	0	0	0	0	0	1	32	0	1	7	0	0	0	0
31	Chandrapur	0	0	0	1	64	0	0	0	0	0	0	0	1	103	0
32	Gadchiroli	0	0	0	1	36	0	0	0	0	0	0	0	1	17	0
33	Nagpur	1	109	0	0	0	0	4	444	0	1	156	0	2	159	0
34	Wardha	0	0	0	0	0	0	0	0	0	0	0	0	0	0	0
<b>State Total</b>		<b>13</b>	<b>992</b>	<b>3</b>	<b>25</b>	<b>2354</b>	<b>5</b>	<b>15</b>	<b>1185</b>	<b>0</b>	<b>27</b>	<b>1474</b>	<b>6</b>	<b>21</b>	<b>1172</b>	<b>0</b>

136  
Viral Hepatitis

Sr. No.	District	2021			2022			2023			2024			2025 (Oct.)		
		O	A	D	O	A	D	O	A	D	O	A	D	O	A	D
1	Raigad	0	0	0	0	0	0	0	0	0	1	1	1	1	38	0
2	Ratnagiri	1	7	0	0	0	0	0	0	0	0	0	0	0	0	0
3	Thane	0	0	0	0	0	0	0	0	0	0	0	0	0	0	0
4	Palghar	0	0	0	0	0	0	0	0	0	0	0	0	0	0	0
5	Dhule	0	0	0	0	0	0	0	0	0	0	0	0	0	0	0
6	Nandurbar	0	0	0	0	0	0	0	0	0	0	0	0	0	0	0
7	Jalgaon	0	0	0	0	0	0	0	0	0	0	0	0	0	0	0
8	Ahillyanagar	0	0	0	0	0	0	0	0	0	0	0	0	1	370	2
9	Nashik	0	0	0	0	0	0	0	0	0	0	0	0	0	0	0
10	Pune	0	0	0	0	0	0	0	0	0	0	0	0	1	16	0
11	Solapur	0	0	0	0	0	0	0	0	0	0	0	0	0	0	0
12	Kolhapur	0	0	0	1	17	0	1	17	0	13	68	0	5	233	1
13	Sangli	0	0	0	0	0	0	0	0	0	0	0	0	1	27	0
14	Satara	1	10	0	1	123	0	1	6	0	0	0	0	0	0	0
15	Sindhudurg	0	0	0	0	0	0	0	0	0	1	4	0	0	0	0
16	Chh. Sambhajinagar	0	0	0	0	0	0	0	0	0	0	0	0	0	0	0
17	Jalna	0	0	0	0	0	0	0	0	0	0	0	0	0	0	0
18	Parbhani	0	0	0	0	0	0	0	0	0	0	0	0	0	0	0
19	Hingoli	0	0	0	0	0	0	0	0	0	0	0	0	0	0	0
20	Beed	0	0	0	0	0	0	0	0	0	1	20	0	1	3	0
21	Latur	0	0	0	0	0	0	0	0	0	1	65	0	0	0	0
22	Nanded	0	0	0	0	0	0	0	0	0	0	0	0	0	0	0
23	Dharashiv	0	0	0	0	0	0	0	0	0	0	0	0	0	0	0
24	Akola	0	0	0	0	0	0	0	0	0	1	54	0	0	0	0
25	Amravati	0	0	0	2	116	0	0	0	0	0	0	0	0	0	0
26	Buldhana	0	0	0	0	0	0	0	0	0	0	0	0	0	0	0
27	Yeotmal	0	0	0	0	0	0	0	0	0	0	0	0	0	0	0
28	Washim	0	0	0	0	0	0	0	0	0	0	0	0	0	0	0
29	Bhandara	0	0	0	0	0	0	0	0	0	0	0	0	0	0	0
30	Gondia	0	0	0	0	0	0	0	0	0	0	0	0	0	0	0
31	Chandrapur	0	0	0	0	0	0	0	0	0	0	0	0	0	0	0
32	Gadchiroli	0	0	0	0	0	0	0	0	0	0	0	0	0	0	0
33	Nagpur	0	0	0	0	0	0	0	0	0	0	0	0	0	0	0
34	Wardha	0	0	0	0	0	0	0	0	0	0	0	0	0	0	0
<b>State Total</b>		<b>1</b>	<b>10</b>	<b>0</b>	<b>4</b>	<b>256</b>	<b>0</b>	<b>2</b>	<b>23</b>	<b>0</b>	<b>18</b>	<b>827</b>	<b>1</b>	<b>10</b>	<b>687</b>	<b>3</b>

137  
Typhoid

Sr. No.	District	2021			2022			2023			2024			2025 (Oct.)			
		O	A	D	O	A	D	O	A	D	O	A	D	O	A	D	
1	Raigad	0	0	0	0	0	0	0	0	0	0	0	0	0	0	0	
2	Ratnagiri	0	0	0	0	0	0	0	0	0	0	0	0	0	0	0	
3	Thane	0	0	0	0	0	0	0	0	0	0	0	0	0	0	0	
4	Palghar	0	0	0	0	0	0	0	0	0	0	0	0	0	0	0	
5	Dhule	0	0	0	0	0	0	0	0	0	0	0	0	0	0	0	
6	Nandurbar	0	0	0	0	0	0	0	0	0	0	0	0	0	0	0	
7	Jalgaon	0	0	0	0	0	0	0	0	0	0	0	0	0	0	0	
8	Ahilyanagar	0	0	0	0	0	0	0	0	0	0	0	0	0	0	0	
9	Nashik	0	0	0	0	0	0	0	0	0	0	0	0	0	0	0	
10	Pune	0	0	0	0	0	0	0	0	0	0	0	0	0	0	0	
11	Solapur	0	0	0	0	0	0	0	0	0	0	0	0	0	0	0	
12	Kolhapur	0	0	0	0	0	0	0	0	0	0	0	0	0	0	0	
13	Sangli	0	0	0	0	0	0	0	0	0	0	0	0	0	0	0	
14	Satara	0	0	0	0	0	0	0	0	0	0	0	0	0	0	0	
15	Sindhudurg	0	0	0	0	0	0	0	0	0	0	0	0	0	0	0	
16	Chh. Sambhajinagar	0	0	0	0	0	0	0	0	0	0	0	0	0	0	0	
17	Jalna	0	0	0	0	0	0	0	0	0	0	0	0	0	0	0	
18	Parbhani	0	0	0	0	0	0	0	0	0	0	0	0	0	0	0	
19	Hingoli	0	0	0	0	0	0	0	0	0	0	0	0	0	0	0	
20	Beed	0	0	0	0	0	0	0	0	0	0	0	0	0	0	0	
21	Latur	0	0	0	0	0	0	0	0	0	0	0	0	0	0	0	
22	Nanded	0	0	0	0	0	0	0	0	0	0	0	0	0	0	0	
23	Dharashiv	0	0	0	0	0	0	0	0	0	0	0	0	0	0	0	
24	Akola	0	0	0	0	0	0	0	0	0	0	0	0	1	22	0	
25	Amravati	0	0	0	0	0	0	0	0	0	0	0	0	0	0	0	
26	Buldhana	0	0	0	0	0	0	0	0	0	0	0	0	0	0	0	
27	Yeotmal	0	0	0	0	0	0	0	0	0	0	0	0	0	0	0	
28	Washim	0	0	0	0	0	0	0	0	0	0	0	0	0	0	0	
29	Bhandara	0	0	0	0	0	0	0	0	0	0	0	0	0	0	0	
30	Gondia	0	0	0	0	0	0	0	0	0	0	0	0	0	0	0	
31	Chandrapur	0	0	0	0	0	0	0	0	0	0	0	0	0	0	0	
32	Gadchiroli	0	0	0	0	0	0	0	0	0	0	0	0	0	0	0	
33	Nagpur	0	0	0	0	0	0	0	0	0	0	0	0	0	0	0	
34	Wardha	0	0	0	0	0	0	0	0	0	0	0	0	0	0	0	
<b>State Total</b>		<b>0</b>	<b>0</b>	<b>0</b>	<b>0</b>	<b>0</b>	<b>0</b>	<b>0</b>	<b>0</b>	<b>0</b>	<b>0</b>	<b>0</b>	<b>0</b>	<b>0</b>	<b>1</b>	<b>22</b>	<b>0</b>

138  
Leptospirosis

Sr. No.	District/ Corpo.	2021		2022		2023		2024		2025 (Oct.)	
		Cases	Death	Cases	Death	Cases	Death	Cases	Death	Cases	Death
1	Gr. Mumbai Corp.	224	4	277	5	1383	0	790	22	700	0
2	Thane	6	1	16	0	6	0	7	0	0	0
3	Thane Corp.	4	2	23	0	18	2	58	0	20	0
4	Kalyan Corp.	14	1	5	2	21	1	1	0	0	0
5	Navi Mumbai Corp.	0	0	0	0	0	0	0	0	0	0
6	Vasai Virar Copr.	0	0	0	0	0	0	0	0	0	0
7	Bhivandi Copr.	0	0	0	0	0	0	0	0	0	0
8	Mira - Bhaindar Corp.	0	0	3	0	0	0	0	0	1	0
9	Raigad	64	0	114	11	47	4	17	1	25	0
10	Ratnagiri	0	0	0	0	0	0	0	0	1	0
11	Palghar	0	0	0	0	0	0	9	0	23	1
12	pune	0	0	0	0	0	0	0	0	0	0
13	PMC	0	0	0	0	0	0	58	0	0	0
14	PCMC	3	1	1	0	0	0	0	0	0	0
15	Kolhapur	1	1	0	0	0	0	0	0	0	0
16	Sindhudurg	31	0	1	0	1	1	11	2	0	0
17	Sangali	0	0	0	0	0	0	0	0	0	0
18	Nagpur	0	0	0	0	0	0	0	0	14	0
19	Wardha	0	0	10	0	0	0	0	0	3	0
20	Nanded	0	0	0	0	0	0	0	0	0	0
21	Nashik	0	0	0	0	0	0	0	0	0	0
22	Panwal	0	0	8	0	0	0	0	0	0	0
23	Amravati	0	0	0	0	2	0	0	0	0	0
24	Jalgaon	0	0	0	0	6	0	0	0	0	0
25	Satara	0	0	0	0	0	0	1	0	0	0
26	Chandrapur	0	0	0	0	0	0	1	1	0	0
<b>State Total</b>		<b>347</b>	<b>10</b>	<b>458</b>	<b>18</b>	<b>1484</b>	<b>8</b>	<b>953</b>	<b>26</b>	<b>787</b>	<b>1</b>

**Budget Provision :**

Name of Scheme and Head	Budgetary Provision (Rs. in Lakh)					Revised Budget Provision (Rs. in Lakh)					Actual Expenditure (Rs. in Lakh)				
	21-22	22-23	23-24	24-25	25-26 upto Oct.	21-22	22-23	23-24	24-25	25-26 upto Oct.	21-22	22-23	23-24	24-25	25-26 upto Oct.
Epidemic Control Programme 101 (01) (45) ECP (22104286)	132245.50	2100.00	2200.00	220.00	220.00	40501.12	882.00	1540.00	153.00	00.00	23844.58	00.00	1540.00	117.00	00.00

**Budget Provision :**

Name of scheme and Head	Budgetary Provision (Rs. in Lakhs)					Revised Budget Provision (Rs. in Lakhs)					Actual Expenditure (Rs. in Lakhs)				
	21-22	22-23	23-24	24-25	25-26 (upto Oct.)	21-22	22-23	23-24	24-25	25-26 (upto Oct.)	21-22	22-23	23-24	24-25	25-26 (upto Oct.)
Cholera Control Prog-101 (five) (22100629)	204.50	548.40	302.41	48.00	5.00	195.90	548.40	302.41	33.60	00.00	123.00	283.00	219.35	00.00	00.00

**Influenza A H1N1**

- It is a viral disease caused by Influenza a H1N1 virus.
- Symptoms of Swine flu are fever, cough, bodyache, loose motion Generalied weakness etc.
- First case of Swine flu (H1N1) in Maharashtra Admitted in Kasturba Hospital, Mumbai on 18th June 2009. He was arrived from New Jercy, America.
- First case of Swine flu (H1N1) in Pune, admitted on 20th June 2009. He arrived from America.
- First death case of (H1N1) Accured at Jehangir Hospital, Pune of 14 years girl on 3rd August 2009 at 5.10 pm.
- For treatment of patients, the patients are categorised in to 'A', 'B', 'C' category.
- Essential medicine & Logistics has been distributed to all health centers in the state.

- Diagnostic facility of this disease is available at National Institute of Virology Pune, Haffkine Institute, Mumbai Kasturba Hospital, Mumbai. **IGMC, Nagpur & Along with these Government facilities, some of the private labs have also been recognized by state for influenza diagnosis.**
- Training of District RRT members is done for Swine flu (H1N1).
- Guidelines for treatment of Swine flu (H1N1). Cases have been circulated to Private Medical Practitioner.
- IEC of swine flu H1N1 is done through News Papers, Handbills and Hoardings & T.V. spot.

**Swine flu A (H1N1) status**

Particulars	2021	2022	2023	2024	2025 (Oct.)
Total Patients Screened	1106268	1369347	1809600	2415082	2342736
Total Suspected Patients given Tamiflu	11888	22756	9733	6125	2397
Total Positive Patients	289	3714	1231	2351	891
Total Deaths	2	215	32	72	5

## Attacks and Death Due To Swine Flu - Influenza a (H1N1)

Month	2021		2022		2023		2024		2025 (Oct. 2025)	
	Attacks	Deaths	Attacks	Deaths	Attacks	Deaths	Attacks	Deaths	Attacks	Deaths
January	0	0	0	0	99	2	78	1	42	0
February	0	0	0	0	190	1	91	2	22	0
March	0	0	0	0	134	1	103	2	45	0
April	0	0	2	0	36	0	86	5	30	1
May	1	0	0	0	31	0	50	5	36	1
June	6	0	11	0	47	0	85	1	122	0
July	27	0	499	16	147	3	506	3	259	0
August	30	1	2091	95	161	2	315	5	132	1
September	17	1	910	80	66	3	537	22	140	1
October	15	0	139	18	214	15	413	10	63	1
November	2	0	40	6	68	2	72	13	-	-
December	289	0	22	0	38	3	15	3	-	-
<b>Total</b>	<b>387</b>	<b>2</b>	<b>3714</b>	<b>215</b>	<b>1231</b>	<b>32</b>	<b>2351</b>	<b>72</b>	<b>891</b>	<b>5</b>

## Swine flu Districtwise Cases

Sr. No.	District/Municipal corp.	2021		2022		2023		2024		2025 (Oct.)	
		Positive	Death	Positive	Death	Positive	Death	Positive	Death	Positive	Death
1	BMC	74	0	426	7	718	0	785	5	274	0
2	Thane Corp.	11	1	448	9	256	0	254	0	98	0
3	Kalyan Corp.	2	0	78	5	3	0	2	0	0	0
4	Navi Mumbai Corp.	0	0	41	0	2	0	6	0	0	0
5	Bhivandi Corp	0	0	3	0	0	0	0	0	0	0
6	Bhayider Corp	0	0	6	0	0	0	13	0	0	0
7	Ulhasnagar Corp.	0	0	0	0	0	0	0	0	0	0
8	Vasai Virar Corp.	0	0	4	0	0	0	0	0	0	0
9	Thane	0	0	15	1	3	0	5	0	0	0
10	Raigad	0	0	58	1	0	0	1	0	0	0
11	Palghar	0	0	40	0	0	0	0	0	0	0
	<b>Thane Circle</b>	87	1	1119	23	982	0	1066	5	98	0
12	PCMC	0	0	56	4	3	0	22	0	15	0
13	Pune District	0	0	25	1	0	0	1	0	0	0
14	PMC	289	1	1062	47	61	1	314	0	155	0
15	Sassoon Hospt.	0	0	104	4	1	0	25	0	2	0
	<b>PuneTotal</b>	289	1	1247	56	65	1	362	0	172	0
16	Solapur MC	0	0	86	0	1	0	41	0	43	0
17	Solapur	0	0	10	0	0	0	26	0	0	0
18	Satara	0	0	46	10	7	3	23	5	1	0
	<b>Pune Circle</b>	289	10	1389	66	73	4	452	5	216	0
19	Sangli	0	0	8	2	0	0	10	0	0	0
20	Kolhapur	0	0	198	21	61	6	269	7	181	0
21	Sindhudurg	0	0	0	0	0	0	0	0	0	0
22	Ratnagiri	0	0	0	0	0	0	0	0	0	0
	<b>Kolhapur (circle)</b>	0	0	206	23	61	6	279	7	181	0
23	Ahilyanagar	0	0	38	5	1	0	33	2	1	0
24	Dhule	0	0	0	0	0	0	0	0	0	0
25	Jalgaon	0	0	14	4	0	0	6	2	0	0
26	Nandurbar	0	0	0	0	0	0	0	0	0	0
27	Nasik	0	0	249	25	26	1	274	22	7	1
	<b>Nasik Circle</b>	0	0	301	34	27	1	313	26	8	1
28	Chh.S.Nagar Corp.	0	0	62	6	5	0	78	2	26	0
29	Chh. Sambhaji N.	0	0	0	0	0	0	19	1	5	0
30	Hingoli	0	0	0	0	0	0	0	0	1	0
31	Jalna	0	0	3	0	3	1	1	0	4	0
32	Parbhani	0	0	0	0	0	0	1	0	0	0
	<b>Chh. S. N. (circle)</b>	0	0	65	6	8	1	99	3	36	0

Sr. No.	District/Municipal corp.	2020		2021		2022		2023		2024 (Oct.)	
		Positive	Death	Positive	Death	Positive	Death	Positive	Death	Positive	Death
33	Beed	0	0	26	0	0	0	0	0	0	0
34	Latur	0	0	0	0	0	0	0	0	0	0
35	Nanded	0	0	0	0	0	0	0	0	0	0
36	Dharashiv	0	0	0	0	0	0	0	0	0	0
	<b>Latur Circle</b>	0	0	26	0	0	0	0	0	0	0
37	Akola	0	0	12	0	1	1	0	0	0	0
38	Amrawati	0	0	14	0	9	0	17	0	0	0
39	Buldhana	0	0	9	1	0	0	0	0	0	0
40	Washim	0	0	0	0	0	0	0	0	0	0
41	Yeotmal	0	0	6	0	0	0	0	0	0	0
	<b>Akola Circle</b>	0	0	41	1	10	1	17	0	0	0
42	Nagpur MC	0	0	39	9	17	2	104	19	78	4
43	IGMC Nagpur	0	0	23	5	0	0	2	1	0	0
44	NMC Nagpur	11	1	505	48	53	16	19	6	0	0
45	Bhandara	1	0	0	0	0	0	0	0	0	0
46	Wardha	0	0	0	0	0	0	0	0	0	0
47	Gondia	0	0	0	0	0	0	0	0	0	0
48	Chandrapur	0	0	0	0	0	0	0	0	0	0
49	Gadchiroli	0	0	0	0	0	0	0	0	0	0
	<b>Nagpur Circle</b>	11	1	567	62	70	18	125	26	78	4
	<b>Other State</b>	0	0	0	0	0	0	0	0	0	0
	<b>State Total</b>	387	2	3714	215	1231	32	2351	72	891	5

## 16. STATE PUBLIC HEALTH LABORATORY

### INTRODUCTION :

Under the Public Health Department of the state of Maharashtra the laboratory network is set up at different levels. State Public Health Laboratory, Pune Functions as the state's principal as well as referral laboratory. It exercise administrative and technical control over the other public health laboratories in the state. At the regional level there are two laboratories at Nagpur and Chh. Sambhajinagar At the district level, in the remaining districts, there are 32 District public Health Laboratories, at the districts headquarter As per government resolution No. WQM-2014/ Case No. 08/Para 12, Dated 18th December 2014 the 138 subdivisional laboratories were handed over to water supply and sanitation department. All District Public Health Laboratories analyse water samples bacteriologically & chemically. Out of 34 laboratories 13 laboratories analyse food samples as per food Safety Standards Act of India 2006.

New district health laboratory sanctioned at district Palghar vide Public health Department G.R.P.H.D. No Post creation 2018 /C R 40/ part 2/Health 3/ dated 23 May 2018. Hence 35 laboratory functioning in Maharashtra.

### Salient features and objectives of the Public Health Laboratories :

(1) To analyze chemically and Bacteriologically various sources of drinking water in the State and to monitor the quality of the same.

(2) Quality testing of chemicals used in of water treatment.

(3) To analyze water and sewage and effluent of industry & public sewage.

(4) To analyze the food samples received from Food and Drug Administration, other Department and Private Institutes.

(5) To create awareness in the public regarding the menace of food adulteration through exhibitions and talks.

(6) At present pune, Thane and Chh. Sambhajinagar analysing OT swabs.

### The analysis of Food, Water and water treatment chemicals is carried out as per the following standards and specifications :

1. The Food Safety and Standards Act 2006, Rules and Regulations 2011.

2. Bureau of Indian Standard IS 10500:2012
3. The Water (Prevention and Control of Pollution) Act 1974.

### Activity :

- To analyze food and water samples so as to enable safe and pure water and food supply to the grass root level of the Community at large.

### Different sections and their functioning.

Work is carried out in three main sections of the laboratory.

- A) Microbiology section
- B) Water Chemical section &
- C) Food section.

Special Features other than routine activities.

1. Apart from the routine functions of Water and Food Quality monitoring, the Public Health Laboratories engaged in various Research Projects pertaining to the Food/Water sponsored by Different Organizations such as FAO, JCMR & WHO.

2. State Public Health Laboratory, Pune has also been identified as a State Referral Centre for Bacterial Culture.

3. State Public Health Laboratory, Pune has also been identified as the State Referral Institute for Water Quality Monitoring and Surveillance Program of Water Supply and Sanitary Department.

**Revenue collected from Public Health Laboratories -** Testing fees for analysis of food and water samples. As per Food Safety and Standards Act 2006, Rules and Regulations 2011 Institutes municipal corporations, Municipal councils, local boards etc, are charged as per the concessional rates given in Maharashtra Prevention Adulteration Act, 1962 Rule 7(a) As per Government resolution public health department, No SPHL, 2011/Pra.kra. 217/11,PH-3(A) dated 31/08/2011 samples received from the Food and Drug Administration are analyzed free of cost.

### Details of the working of each section is as follows :

#### (A) Microbiology Section :

- Microbiology examination of drinking water as per the standards of IS 10500:2016.
- Examination of stool samples under the prevention and control of waterborne diseases, for the presence of disease causing bacteria.
- Ascertain the antibiotic sensitivity of the isolated disease causing bacteria.

- Microbiological examination of Government, Private and informal food samples.
- Analysis of samples received from Government.
- Microbiological examination of samples related to food poisoning or other poisoning incidents.
- Microbiological examination of samples of food prepared for the consumption of VIP and VVIP.
- Integrated disease Surveillance Programme (IDSP) - Under this programme Blood and stool sample are analysed for the presence of Typhoid and Gastro enteritis respectively. Laboratory plays effective role in establishment of referral laboratory under this programme.

#### **(B) Chemical Section (Water) :**

- Chemical analysis of water to ascertain its potability as per BIS specifications IS 10500:2016.
- Chemical analysis of drinking water, effluents, treated waste sewage as per the provisions of the Maharashtra (Prevention and Control of Pollution) Act 1974.
- Analysis of water samples collected in connection with Food Poisoning incidents, for chemical toxicants including pesticide residue, metals etc.
- Chemical analysis of water disinfectants like Bleaching Powder (IS 1065:1989), Liquid Chlorine (IS 11673:1992), and Chlorine tablets etc. as per BIS Specifications Mentioned.
- Chemical Analysis of Alum (Solid / Liquid) (IS 299:1989) PolyAluminum Chloride (IS 15573:2005) as per BIS specifications mentioned.
- Dose determination of chemical disinfectants like bleaching powder and alum (solid / liquid).
- Analysis of water for construction purposes (IS 456:1978) Swimming pool (IS 3328:1993) as per BIS specifications mentioned.
- Examination of various Kits made available in the market for the determination of various chemical parameter of water for assessing their quality and technical feasibility.

#### **(C) Food Section.-** (Function of the 13 Food Testing Laboratories in the State) :

- Analysis of food samples as per the Food Safety Standards Act 2006, Rules and Regulations 2011.

- Analysis of food samples related to various incidents like Food Poisoning.
- Testing of food samples during the visits of VIP and VVIP.
- Information regarding food safety and non confirming along with demonstration is given to visitors with prior appointment.
- Information regarding food safety adulteration for the public at large at the various exhibitions.
- To give training to the technical staff concerning any new methods of food analysis.
- Participation in international training Programmes.
- Training to the post graduate medical students.
- Interstate training to the members of consumer forums.
- Training through exhibitions.

#### **Special Features other than routine activities :**

- (1) Apart from the routine functions of Water and Food Quality monitoring, the Public Health Laboratories engaged in various Research Projects pertaining to the Food / Water sponsored by Different Organizations such as FAO, ICMR & WHO.
- (2) State Public Health Laboratory, Pune has been identified as a State Referral Center for Bacterial Culture.
- (3) State Public Health Laboratory, Pune has also been identified as the State Referral Institute for Water Quality Monitoring and surveillance Program of water Supply and Sanitary Department.

#### **Revenue collected from Public Health Laboratories :**

Testing fees for analysis of food and water samples.

- (1) As per Food Safety and Standards Act 2006, Rules and Regulations 2011 Municipal Corporations, Municipal Councils, Local Boards etc. are charged as per the concessional rates given in Maharashtra Prevention Adulteration Act, 1962 Rule 7(a).
- (2) As per Government resolution public health department N.o SPHL 2011/ Pra Kra 217/11 PH-
- (3) (A) dated 31-8-2011 Samples received from the Food and Drug Administration are analyzed free of cost.

#### **Central Food Laboratory :**

The Government of India resolved to establish four Central Food Laboratories in India, in the year 1976.

Hence in addition to the Central Food Laboratory, Kolkata, Three more Central Food Laboratories were established, which are at Ghaziabad, Mysore and Pune.

The State Public Health Laboratory, Pune was notified as Central Food Laboratory from 1st April 1978, by the Central Government, in consultation with the State Government of Maharashtra. Various function carried out by CFL are as follows.

- To examine statutory appellate food samples received from various courts and various states or pen jurisdiction.
- To participate in various collaborative projects conducted by National & International institutes.
- Central Food Laboratory takes charge the sample received for analysis. The revenue generated is

utilised for the strengthening and day to day Working of the Laboratory.

**Work done in the field of Training.**

Inhouse training to the technical staff from the other states as per their training needs,

**Information of revenue collected at the state public Health Laboratory Pune.**

Sr. No.	Department	Year	Revenue collected (Rs.)
1	From 35 public health laboratories from the state	2025-26	00.00
		up to 30 Sept. 2025	19447906
		2026-2027 Expected	45000000/-

**State Public Health Laboratory Pune  
Annexure "A"**

Sr. No.	Department	Year	Samples			
			Total	Analysed	Contaminated	Panding
1	2	3	4	5	6	7
1.	Bacteriology Section	2024-25	432131	412131	28184	0
		Up to 30 Sept. 2025	234904	234904	14745	0
		2026-27 Expected	480000	0	0	0
2.	Water Section (Chemical)	2024-25	36875	36875	1786	0
		Up to 30 Sept. 2025	25873	25783	1123	0
		2026-27 Expected	80000	0	0	0
3.	Food Section	2024-25	18760	18760	1587	0
		Up to 30 Sept. 2025	15317	13445	685	1872
		2026-27 Expected	19000	0	0	0
4.	Central Food Laboratory	2024-25	752	831	256	53
		Up to 30 Sept. 2025	423	423	282	0
		2026-27 Expected	900	0	0	0



## 17. STATE BUREAU OF HEALTH INTELLIGENCE AND VITAL STATISTICS (S.B.H.I.&V.S.)

### Information regarding Birth and Death Registration and Vital Statistics.

#### INTRODUCTION :

The State Bureau of Health Intelligence & Vital Statistics Department has been sanctioned with the intention to have the information of hospital statistics and Vital Statistics for the entire state. This Bureau is working under guidance of Directorate of Health Services and has been established in 1955. In 1976 the Bureau was upgraded as "State Bureau of Health Intelligence and Vital Statistics" which was previously known as "Vital Statistics Section".

#### 1. Objective of the programme/working methodology of the programme (Details)

Registration of Birth and Death events is done under Registration of Births & Deaths Act 1969 and Registration of Births & Deaths ACT (amendment) 2023 was implement on 10th October 2023 by Government of India in the Maharashtra Registration of Births and Deaths Rules 2000 in the state. Monitoring and supervision of this activity is carried out by this office. In spite of this activity, marriage registration in the state is also handled by this office.

Following are various reports are prepared by this office.

#### Birth and Death Registration Efficiency

Physical Achievement ( Expected Target 100%)

Indicator \ Year →	2021	2022	2023	2024	2025 (upto Sept. 2025)
<b>Birth Registration efficiency Achievement %</b>	<b>88</b>	<b>99</b>	<b>95</b>	<b>89</b>	<b>87</b>
<b>Death Registration efficiency Achhievement %</b>	<b>100</b>	<b>100</b>	<b>100</b>	<b>85</b>	<b>86</b>

Online registration of birth and death events :-

Presently, birth and death events in the state are registered in new CRS software ".dc. crsorgi.gov.in" in rural and urban area. This soft ware has been developed by Registrar General of India New Delhi.

As per Government Notification dated 12/04/2018, all government health institution (Excluding subcenter) heads are appointed as Registrar, birth & death for the events occurred in the institution, building and building permises Accordingly the registration of birth & death events has been started in these institutions from 1st january 2020. As per ORGI Circular Dated 12/06/2025 instructed that Registras of all Government Hospitals to issue birth certificate of child to the mother before discharge from Hospital.

**2.2 Medical Certification of th Cause of death** is an extremely important aspect of vital statistice. The compiled and analytical information regarding this is useful

- Civil Registration System. (Monthly and Annual Report)
- Survey of Causes of Death (Monthly and Annual Report)
- Medical Certification of causes of death (Annual Report)

This Office is looking after the establishment matters of Statistical cadre Viz. statistical Investigator, statistical Assistant and statistical supervisor.

#### 2. Details of Programmes :-

##### 2.1. Regisiration of Births and Deaths of Rural and Urban areas of the state :-

The Registration of Births and Deaths activity is carried out with the help of 827 Urban and 43249 Rural Centers. 100 % registration work is expected from these centers. During 2024 Birth registration was 89 % and Death registration was 85 % done.

Maharashtra Registration of Births and Deaths Rules, 2000 based on Registration Birth and Death Act 1969 had been implemented in the entire state from date 1/4/2000.

for formulating various health-related policies, controlling different infectious and non-infectious diseases, and for medical research. From these certificates, information about the statistics of deaths due to various diseases in the state is obtained.

For this purpose, using the prescribed forms certified by the World Health Organization (Forms 4 and 4A), Medical professionals certify the cause of death. This scheme has been implemented since 1970 in all government and private hospitals and dispensaries under the jurisdiction of all metropolitan corporations, municipalities, cantonment boards, and ordnance factories in the state.

These MCCD certificates are coded according to the WHO's ICD-10 system, and the annual report is submitted to Hon. Registrar General of Births and Deaths, New Delhi. At present, this secheme is being successfully implemented, and Maharashtra state has emerged as a front-runner in the country in this regard.

### 2.3 Survey of Causes of Death Scheme (Rural) :-

The scheme is being implemented in all Primary Health Centers of the State by selecting one village from each P.H.C. At present the scheme is implemented in 1919 villages. The population covered under the scheme is approximately 42.5 lakhs.

The important objective of the scheme is to build -- up the cause wise mortality statistics in rural area. In addition to this, district-wise Fertility & Mortality rates are made available from this scheme. for Years 2023, Survey of cause of death (SCD) have vital Rates for Tribal & Non Tribal Population under scheme seperately.

### 2.4 Marriage Registration :-

Registration of marriage bureaus and marriage is carried out in the state under Maharashtra Regulation of marriage Bureaus and Registration of marriages act 1998 and their under Maharashtra Regulation of Marriage Bureaus and Registration of marriages rule 1999. Monitoring and supervision of this activity is carried out by this office.

#### Important schemes / activities implemented

- 1) As per government notification dated 12/4/2018, the head of government health institutions viz.

District Hospitals, Sub district hospitals, Woman hospitals, Rural hospitals, Government Medical Collage Hospitals, Primary Health Centers, are appointed as Registrar Birth and Deaths.

Accordingly the registration of birth and death events in these health institution and within compound of institutions has been started from 01 January, 2020.

- 2) Presently the Registration of Birth and Death events in the state is done partially in "dc.crsorgi.gov.in" software in rural and urban area.
- 3) The annual report of Civil Registration System for the year 2023 has been submitted to Registrar General of India, New Delhi.
- 4) The Annual Report of Medical Certification of causes of deaths for the year 2023 has been submitted to the Government of India, New Delhi.
- 5) The annual report of Survey of causes of death (Rural) for the year 2023 has been published.

## 18. STATE HEALTH TRANSPORT ORGANISATION (SHTO)

### 1) Preamble :

Health Service is a very important and Emergency service. Different types of Health Institutes are working under the Public Health Department at different levels throughout the State. The prime motto of Public Health Department (PHD) is to provide better & emergency medical aid, services to the peoples of Maharashtra. To perform the allotted task, all the Health Institutes require different type of vehicles. Vehicles are used as mode of transportation for doctors, nurses, medicines & medical equipments. For effective performance of programme there is need of effective supervision and timely transportation. Supervision of Health programme throughout the state is possible only if the mode of transportation vehicle is available. Vehicle is the lifeline of the Public Health Department. Ambulances, minibuses, minitrucks, vaccine trucks, jeeps are different type of vehicles used in Public Health Department. To keep the vehicle in good condition it requires periodical and timely maintenance. To maintain and to repair the vehicles of the Public Health Department; the State Health Transport Organisation was established in the year 1962. From that onward till now the SHTO is working satisfactorily and effectively.

Like the vehicles every Health Institute requires different type of hospital equipments. To maintain and repair these hospital equipments. "Health Equipment Maintenance and Repair section (HEMR)" Section was established in the year 1972 under the SHTO.

### 2) Aims & Objectives :

- To keep the vehicles, refrigeration (Cold chain) and hospital equipments in good condition.
- To Perform the Periodical and timely maintenance and repair of the vehicles, refrigeration (Cold chain) and hospital equipments.
- To Well control and plan the task of maintenance and repair of the vehicles, refrigeration (Cold chain) and hospital equipments.
- To Purchase new vehicles as per Government guidelines & resolution and supply the same to the concerned Health Institutes.
- To Help to write off the vehicles, refrigeration and hospital equipments as per Government guidelines. Arrange the open public auction to sell the condemned vehicles and other material with help of the Government auctioneer.
- To Collect revenue through the auction sale and deposit it into the Government head.
- To Arrange technical trainings for the technicians from different states throughout the Country. Trainings are

performed under supervision and guidance of UNICEF and Government of India.

- To carry out the installation of Solar Photo Voltaic System at PHC & RH.

### 3) Implementation Strategies :

- The vehicles, Hospital Equipments and Cold chain equipments are used by different Health institutes in Public Health Department. These vehicles, Hospital Equipments and Cold chain equipments are repaired and maintained by this Department. Also, Purchase and Distribution of new vehicles, open auction for disposal of Condemned vehicles and Equipments, technical as well as administrative trainings for technician's and administrative staff is carried out by this Department.
- Minor and medium repair and maintenance of vehicles is carried out at district workshop.
- Medium and major repair work of vehicle is carried out at divisional workshop which is at Circle level.
- Minor and Medium repair and maintenance of cold chain and Hospital equipments is carried out by technician who is working in the office of District Health Officer, Zilla Parishad.
- Medium and Major repair and maintenance of the cold chain and Hospital equipments is carried out by the office of Bio Medical Engineer and Technicians who are working in the office of Deputy Director of Health Services, Circle.
- Deputy Director of Health Services, (Transport) is the Head of Department. The office is situated at Pune. Supervision and controlling of the activity of the district and divisional workshops is carried out by this Head Office.

### 4) Facilities Providing Services

#### Present Structure and Nature of work :

##### (A) Head Quarter - Pune :

*In Charge* – Dy. Director of Health Services (Transport), Pune,

*Jurisdiction* – Maharashtra State,

*Nature of work* – To Establish discipline and good control over the working of the divisional and district workshops. Purchase & supply the new vehicles as per Government Resolution. Help to write off the vehicles, Hospital equipments and Cold chain equipments & to sell them through the open auction.

**(B) Vehicle Section :**

**(1) Divisional Workshop** – Pune, Thane, Nashik, Kolhapur, Chh. Sambhajinagar, Latur, Akola & Nagpur Circles.

*In Charge* – Service Manager, Divisional Workshop,

*Jurisdiction* – Concerned Division,

*Nature of work* – Major and Medium repairs of vehicles.

**(2) District Workshops** – 34 Districts,

*In Charge* – Service Engineer district Workshop,

*Jurisdiction* – Concerned Districts,

*Nature of Work* – Minor & Medium repairs of vehicles.

(Under Deputy Director of Health Services Circle).

*In Charge* – Bio Medical Engineer, Divisional Workshop,

*Jurisdiction* – Concerned Division,

*Nature of work* – Major and Medium repairs of the Refrigeration & Health Equipments.

**(2) District Workshops** – 35 Districts,

(Under District Health Office)

*In Charge* – Technician (District Workshop),

*Jurisdiction* – Concerned Districts,

*Nature of work* – Minor and Medium repairs of the Refrigeration & Health Equipments.

**(C) (HEMR Section) :**

**(1) Divisional Workshop** – Pune, Thane, Nashik, Kolhapur, Chh. Sambhajinagar, Latur, Akola & Nagpur Circles.

**(5) Present Status****Vehicle Position :****September- 2025**

Total Vehicles 1	Total On-Road Vehicles 2	Total Off-Road Vehicles 3	Details of Off Road Vehicles			
			Major repair 4	Accident 5	Proposed for condemnation 6	Final condemned 7
6596	3934	2662	98	39	358	2167
100%	59.69%	32.29%	1.48%	0.59%	5.42%	32.85%

**HEMR Position :****September- 2025**

Hospital Equipment				
Total	Working	Not Working	Proposed for Condemnation	Condemned
106738	106365	373	4177	--

**Cold Chain Equipment Status :-****September- 2025**

Cold Chain Equipment				
Total	Working	Not Working	Proposed for Condemnation	Final Condemned
9819	9797	22	1936	1026

## Disrictwise Total On Road &amp; Off Road Vehicles Sept. 2025

Sr. No.	District	Institute & office	Total	On Road	Off Road	Details of Off-Road Vehicles			
						Under Repair	Accident	Proposed for Condemnation	Finally Condemned
1	Akola	57	106	61	45	5	0	9	31
2	Amravati	93	234	168	66	5	2	2	57
3	Buldhana	75	198	108	90	2	0	14	74
4	Washim	39	105	64	41	0	0	3	38
5	Yavatmal	89	241	128	113	2	5	6	100
6	Chh. Sambhajinagar	77	207	103	104	3	3	0	98
7	Hingoli	33	103	51	52	1	0	1	50
8	Jalna	55	169	73	96	4	3	57	32
9	Parbhani	55	107	78	29	5	0	2	22
10	Kolhapur	109	233	134	99	7	1	2	89
11	Sangli	84	200	120	80	3	0	11	66
12	Sindhudurg	54	162	100	62	0	0	0	62
13	Ratnagiri	86	118	76	42	0	0	2	40
14	Beed	77	197	92	105	1	0	4	100
15	Latur	70	173	93	80	0	1	15	64
16	Nanded	89	221	114	107	7	4	10	86
17	Dharashiv	60	154	75	79	1	1	7	70
18	Raigad	76	157	81	76	3	1	8	64
19	Thane	53	240	146	94	8	2	40	44
20	Palghar	64	236	159	77	3	0	9	65
21	Bhandara	47	177	84	93	0	2	8	83
22	Chandrapur	78	265	174	91	7	0	4	80
23	Gadchiroli	83	146	87	59	4	0	5	50
24	Gondia	54	237	150	87	0	3	19	65
25	Nagpur	82	90	68	22	0	1	0	21
26	Wardha	43	199	122	77	1	1	6	69
27	Ahmednagar	131	167	133	34	4	2	0	28
28	Dhule	64	347	183	164	4	2	25	133
29	Jalgaon	108	61	49	12	1	0	7	4
30	Nandurbar	75	388	276	112	2	1	24	85
31	Nashik	152	209	122	87	1	2	7	77
32	Pune	147	247	175	71	2	0	2	67
33	Solapur	101	178	107	71	4	1	19	47
34	Satara	95	188	103	85	4	1	9	71
35	Mumbai	7	137	77	60	4	0	21	35
	<b>State Total</b>	<b>2662</b>	<b>6596</b>	<b>3934</b>	<b>2662</b>	<b>98</b>	<b>39</b>	<b>358</b>	<b>2167</b>

**Disrictwise Total On Road & Off Road Ambulances Sept. 2025**

Sr. No.	District	Institute	Total	On Road	Off Road	Details of off-road vehicles			
						Under Repair	Accident	Proposed for Condemnation	Finally Condemned
1	Akola	45	66	38	28	4	0	4	20
2	Amravati	81	183	132	51	3	2	2	44
3	Buldhana	70	170	86	84	2	0	13	69
4	Washim	33	75	47	28	0	0	2	26
5	Yavatmal	85	197	97	100	2	5	6	87
6	Chh. Sambhajinagar	64	147	79	68	3	3	0	62
7	Hingoli	31	83	44	39	1	0	1	37
8	Jalna	52	137	68	69	4	3	54	8
9	Parbhani	43	93	73	20	5	0	0	15
10	Kolhapur	97	187	116	71	7	1	1	62
11	Sangli	75	179	110	69	3	0	9	57
12	Sindhudurg	51	141	95	46	0	0	0	46
13	Ratnagiri	81	94	67	27	0	0	2	25
14	Beed	74	172	86	86	1	0	3	82
15	Latur	62	151	83	68	0	1	15	52
16	Nanded	84	199	107	92	6	4	8	74
17	Dharashiv	53	136	69	67	1	1	7	58
18	Raigad	67	111	56	55	3	1	6	45
19	Thane	47	194	106	88	7	1	37	43
20	Palghar	59	172	110	62	3	0	7	52
21	Bhandara	43	125	57	68	0	2	6	60
22	Chandrapur	79	165	113	52	7	0	2	43
23	Gadchiroli	69	112	65	47	4	0	3	40
24	Gondia	61	220	140	80	0	3	19	58
25	Nagpur	63	77	61	16	0	1	0	15
26	Wardha	36	178	110	68	1	1	6	60
27	Ahilyanagar	122	140	115	25	4	2	0	19
28	Dhule	52	281	162	119	3	2	25	89
29	Jalgaon	113	282	182	100	2	1	13	84
30	Nandurbar	75	176	115	61	0	2	6	53
31	Nashik	139	219	168	51	0	0	0	51
32	Pune	127	154	96	58	3	1	17	37
33	Solapur	97	170	95	75	4	1	7	63
34	Satara	90	105	59	46	4	0	15	27
35	Mumbai	4	0	0	0	0	0	0	0
	<b>State Total</b>	<b>2424</b>	<b>5291</b>	<b>3207</b>	<b>2084</b>	<b>87</b>	<b>38</b>	<b>296</b>	<b>1663</b>

**(6) Various Schemes and Activities**

\* **Aims and Objective** : To Keep vehicles, refrigeration (Cold chain) and hospital equipments in working condition.

\* **Implementation period and procedure** : Repairing and maintaince of vehicles, refrigeration (Cold chain) and hospital equipments is a continuous process and carried out following government procedure.

\* **Expected Beneficiaries and Population** : All the health Institutes in Public Health Department.

\* **Offering Services** : carry out the repair and maintaince of vehicles, rerfrigeration (Cold chain) and hospital equipments.

\* **Work Done** : Total 1600 condemned vehicals and material was sold out through the open public auction arranged at circle levels. Total 16 Auctions were conducted; more than Rs. 8 Crore was received to Government revenue through this Auction.

Due to timely preventive and routine maintaince and repairs more than 98 percent of vehicles are on road.

---



## 19. STATE INSTITUTE OF HEALTH AND FAMILY WELFARE, NAGPUR

Public Health Institute, Nagpur was established in the year 1959 *vide* Govt. Resol NO. PHI- 1059/BD dated 9-2- 1959. Initially Sanitary Inspector Training Course was conducted and later on post graduate course was started in Public Health Institute, but it was discontinued after some time. Now this institute has been upgraded as State Institute of Health & Family Welfare *vide* G. R. 2015 क्रमांक २०१५/प्र.क्र. २५८/आरोग्य-३. dt. 24th May 2016. This Institute is ISO certified by M. MS. Services Pvt. Ltd. as ISO 9001:2015 in year 2016-2017. This Institute has MMC accreditation also.

Training is an important and essential integral component for successful implementation and management of any programme. In view of the importance of training in implementation of various programmes Govt. of Maharashtra has upgraded Public Health Institute as state Institute of health & Family welfare which is an Apex training institute of the public health department.

It has technical control over 7 Regional Health and Family Welfare Training Centers. It has been organizing implementing, supervising and monitoring training programme for Medical Officers and other paramedical staff in the state through a network of 34 District Health training centers in each district & Block training centre in 7 selected blocks. Also there are hospital training centre in 29 districts.

The State Institute of Health & Family Welfare, Nagpur, has been conducting Training of Trainers (TOT) courses (Capacity Building) for Health & Family Welfare Training Centre (HFWTC) and District Training Team (DTT) faculty members. Additionally, the Institute proposes to conduct Interpersonal Communication and Counseling Skill Training Workshops for district-level officers across the state. (Since 2006-07, this has included TOT for ASHA, IMNCI, Basic skills, ARSH, RTI-STI, Nursing, BEMOC-SAB, Quality Assurance Training, CHO, etc.)

At present, the institute is conducting the following workshops: Workshop for Appropriate Authority for effective implementation of the Pre-Conception and Pre-Natal Diagnostic Techniques (PCPNDT) Act, 1994; Disability Management Training for PHC Medical Officers (aided by RCH, New Delhi); and Reproductive and Child Health Training for Medical Officers (ISDT). Additionally, HIV/AIDS counseling training for Medical Officers of Civil Hospital is planned.

Training of Trainers (TOT) workshops on teaching methodology have been conducted in this institute for

Health and Family Welfare Training Centre (HFWTC) and District Training Team (DTT) faculty. The institute also monitors the training sessions conducted at the HFWTC level in the State. Furthermore, the institute acts as a state board for the purpose of syllabus updates and the conduction of various examinations, such as those for Multi-Purpose Workers (MPW), Clerks, etc.

The duration of various trainings in the state ranges from 1 day to 20 weeks. All trainings are conducted as per the latest updates and Government of India (GOI) guidelines. Skilled-base trainings, such as BEmOC, CEmOC, LSAS, CuT, MVA, etc., are conducted in hospital settings at Hospital Training Centers.

Skills Labs enhance skills through hands-on training on manikins, e.g., for delivery, complications, newborn care, etc. In areas where work is less according to the Skills Lab guidelines, visits are made to the headquarters of their trainees. The skill/knowledge level of the concerned personnel is checked, and guidance is provided. Medical officers and health workers are provided training related to Maternal and Child Health (MCH) through the Maternal and Child Health Skills Labs in Nagpur, Jalna, Nashik, and Pune. This training has significantly enhanced the skills of our medical officers and health workers, and as a result, Maharashtra has made commendable progress in improving maternal and child health and reducing maternal and child mortality rates. Therefore, a comprehensive proposal with necessary information for establishing a Maternal and Child Health Skills Lab in every district was submitted to the office of the Deputy Director (Nursing), Commissionerate of Health Services, Mumbai. Manikins were purchased to elevate the standard of training at the Maternal and Child Health Skills Labs in Nagpur, Jalna, Nashik, and Pune.

The LaQshya TOT, which aims to adopt a holistic and comprehensive approach to improve and strengthen Quality of Care (QoC) during the intrapartum and immediate postpartum periods at all levels of care, was conducted at SIHFW starting in 2018.

The External and Internal Assessor Training on Kayakalp: Training of Trainers (ToT) program, which focuses on the Promotion of Cleanliness in Hospitals and the Enhancement of Quality of Care, was conducted at SIHFW Nagpur in collaboration with NHSRC, New Delhi, starting in 2018.

The revised State Training Policy of the Public Health Department has been submitted to the government on

05 May 2025. Accordingly, and as suggested by the 16th Finance Commission, a process will be undertaken to select the following subjects for the Centre of Excellence designation for the Health and Family Welfare Training Centres in the state.

- Nashik: Tribal Health
- Chh. Sambhajinagar: Geriatric Care
- Kolhapur: Breastfeeding
- Amravati: Adolescent Health
- Pune: District Early Intervention Centre (DEIC-Child Health)
- Thane: Mental Health
- Nagpur: Sickle Cell and Other Diseases (Hemoglobinopathy)

Medical officer Group A recruitment is done by MKCL/ State selection community in public Health department of Maharashtra state. 12 days MO induction training has organized at Public Health Institute and 30 days at YASHADA, Pune for newly recruited of medical officer to improve their confidence & managerial skills in overall management of health services. During this training newly recruited medical officers are given theoretical & practical orientation on maternal health, child health, adolescent health, family planning & other NHM programme e.g. T.B. Malaria, Leprosy etc. along with administration related issues at PHC/RH/SDH were addressed by experts in respective field such as consultant of programme, professors of Medical colleges and state programme officers.

ALS/BLS manikins have been procured to successfully implement the CPR Awareness Campaign across the state, and ALS/BLS training for medical officers, health workers, ASHA workers, Anganwadi workers, citizens, and students has commenced across the entire state starting from 07 April 2025.

The State Health Systems Resource Centre (SHSRC), Pune, and the State Institute of Health and Family Welfare (SIHFW), Nagpur, regularly organize webinars on various technical and administrative topics to keep the technical and administrative knowledge and skills of medical officers and staff in the Health Department updated.

A Memorandum of Understanding (MoU) was signed between the Government of Maharashtra, Public Health Department, and the Public Health Foundation of India (PHFI), New Delhi, to provide six days of training for senior officers of the Group 'A' cadre. This training is aimed at strengthening health services in the state and enhancing managerial and leadership skills in public health concepts. The MoU was executed vide Government

Resolution (GR) No. प्रशिक्षण-२०१५/प्र.क्र.२३/क्षमता बांधणी ई क्र. १३०६६१० dated 09 Sept. 2025, in the presence of the Honourable Chief Minister (CM), the Honourable Minister, and the Honourable Minister of State for Public Health and Family Welfare.

A Memorandum of Understanding (MoU) has been signed by the Public Health Department of the Government of Maharashtra with the SEARCH (Society for Education, Action & Research in Community Health) institution, Gadchiroli. This MoU, sanctioned vide Government Resolution (GR) No.: Miscellaneous-2025/ Case No. 27/Capacity Building E No. 1331842, dated 24 Sept. 2025, is for implementing training programs to enhance the capacity and skills of medical officers and staff in the health system, with the ultimate goal of augmenting health services across the state.

To enhance health services across the state, a Memorandum of Understanding (MoU) has been executed between the Public Health Department of the Government and the Initiatives of Change (IoFC) institution, Panchgani, Satara. This agreement, formalized vide Government Resolution No. संकिर्ण १३५०५७९ क्षमता बांधणी ई क्र./३१ क्र.प्र/२०२५-, Dated: 10 November 2025, is for implementing training programs aimed at increasing the capacity and skills of medical officers and staff within the health system, which specifically includes modules on Ethics and Leadership.

A Memorandum of Understanding (MoU) has been signed between the Government of Maharashtra, Public Health Department, and the Institute of Medical and Minimal Access Surgery Training (IMMAST), as per Government Resolution No. संकिर्ण क्षमता बांधणी ई क्र./२९.क्र.प्र/२०२५-१३२७२४७, dated 23 September 2025. This agreement aims to enhance health services in the state by upgrading the skills and developing master-level competencies of nurses, nursing students, and related healthcare staff in Maharashtra through IMMAST's training programs. The collaboration involves: providing technical consultation to the state to accredit its nursing training and education programs; improving the practical application of their skills; designing and developing training modules for nurses and related healthcare staff; and making training-related materials available by developing annual and quarterly training calendars with the state and organizing planned training sessions.

Trainings on Sickle Cell, AYUSH, MMU, IMEP, RTI/STI, NSSK, etc. are being conducted in the institute. Separate List of Trainings to be conducted in the Year 2023-24 is attached herewith. It is proposed to start the

short term skill based training courses at training centers in order to make well trained support staff available in these Health care delivery centers.

A **Workshop on Research Methodology** was conducted in this institute during **2023-24**. In this workshop, **MODTT** and **HFWTC** faculty were trained in various research techniques and given instructions to carry out research activities in their respective institutes. The institute now has its own **ICMR, New Delhi approved Institutional Ethics Committee (IEC)** for sanctioning research proposals.

Mentoring and Evaluation of Trainings are done by:

- Pre test and Post test evaluation
- Feedback from Participants
- Monitoring , evaluation using Checklist for on site and by visiting the participants .
- Participants Skills are evaluated by direct observing / asking questions.
- Onsite training is also given during monitoring visits

### Training Conducted during last 3 years at SIHFW, Nagpur

Sr. No.	Name of Training	Number Trained		
		2023-24	2024-25	2025-26 Up to Oct. 25
1.	Micro teaching training for training institutes faculty	31	31	0
2.	IMEP TOT	NA	NA	0
3.	PPIUCD TOT	8	17	NA
4.	ASHA Certification Training	NA	69	99
5.	NIOS ASHA EXAM	NA	141	NA
6.	Induction training of Newly recruited MO 12 days	300	186	0
7.	COTPA-2023 Under NTCP	NA	22	0
8.	Software Training (HMIS/TMIS/RCH)	85	NA	NA
9.	Skills lab Training	364	537	326
10.	HBNC 4th Module/NCD/HBNC TOT	NA	32	NA
11.	RTI/STI TOT	14	54	NA
12.	Viral Hepatitis Training	57	165	NA
13.	Capacity Building Workshop	29	67	0
14.	BEmOC TOT	NA	22	NA
15.	NSSK TOT	NA	58	234
16.	JAS TOT	NA	36	0
17.	IPC for Nursing Professionals	NA	29	NA
18.	Tribal Block TOT	NA	34	324
19.	National Quality Assurance Standard Certification	134	NA	110
20.	RMNCH+A Training for DRCHO By ICMR-NIRRS	NA	30	NA
21.	Module Translation Workshop	35	116	NA
22.	NOHCP	NA	72	0
23.	Vatssalya State TOT	NA	41	NA
24.	National Program for Palliative Care	NA	58	0
25.	National Program for Health care of Elderly	NA	59	0

Sr. No.	Name of Training	2023-24	2024-25	2025-26 Up to Oct. 25
26.	STEMI	NA	105	NA
27.	NTEP	NA	15	0
28.	GDM Training	NA	NA	153
29.	E-Raktkosh Software Training	63	NA	NA
30.	LaQshya/SUMAN/MusQan Workshopm	134	NA	NA
31.	SAANS TOT	83	37	NA
32.	IMNCI TOT	17	NA	NA
33.	F-IMNCI TOT	20	NA	NA
34.	SAP-BMW	29	NA	NA
35.	MPW	33	24	49
36.	Regional Level Organization Manpower Training (Accountants)	187	NA	NA
37.	RKS TOT	19	NA	0
38.	Thrombolysis & ICU Orientation Training (STEMI)	44	NA	NA
39.	NPPCD TOT	35	NA	0
40.	HBNC Module 6 & 7 District Master TOT	17	NA	NA
41.	Antimicrobial Stewarship Training Programme By PHFI	54	NA	NA
42.	RT-PCR Refresher TOT	12	NA	NA
43.	साप चावल्याने होणाऱ्या विषारी द्रव्य सेवनाशी संबंधित मृत्युदर आणि आजार कमी करणे	NA	38	3038
44.	ACLS/BLS TOT	NA	54	0
45.	Sr. Level Officer Training with PHFI	NA	NA	26
46.	Sensitization Workshop on Tribal Health Training with SEARCH Gadchiroli	NA	NA	30
47.	CME	1615	1583	215

**Note : NA-Not Applicable (PIP not Sanction)**

## 3 Years Physical Performance Report of State

Sr. No.	Head	Cadre	2023-24			2024-25			2025-26 upto Oct. - 25		
			Training Load	Achievement	%	Training Load	Achievement	%	Training Load	Achievement	%
<b>A Maternal Health Training</b>											
1	SAB	ANM/LHV/SN	788	810	103	306	450	147	310	117	38
2	BEmOC	MO	204	205	100	144	135	94	144	0	0
3	MTP/MVA	MO	105	89	85	36	36	100	36	0	0
4	RTI/STI	MO	450	352	78	250	288	115	250	12	5
5	RTI/STI	ANM/LHV/SN	1400	1255	90	840	850	101	840	1038	124
<b>B Child Health Training</b>											
1	F-IMNCI	MO	240	84	35	240	156	65	240	0	0
2	F-IMNCI	SN	240	184	77	240	258	108	240	0	0
3	NSSK	MO	768	553	72	320	282	88	320	103	32
4	NSSK	ANM/LHV/SN	2368	2066	87	1120	1087	97	1120	710	63
5	FBNC	MO	160	88	55	75	79	105	75	0	0
6	FBNC	SN	32	63	197	75	62	83	75	0	0
7	IYCN	MO	890	340	38	60	65	108	60	0	0
8	IYCN	ANM/LHV	940	1241	132	90	178	198	90	61	68
9	RI	MO	440	320	73	800	698	87	800	25	3
10	RI	ANM/LHV	2232	2106	94	1632	1723	106	1632	1643	101
11	RBSK	MO/Phar./ANM	1440	757	53	2040	2325	114	2040	253	12
<b>C Family Planning Training</b>											
1	Minilap	MO	80	77	96	36	35	97	36	0	0
2	NSV	MO	80	18	23	28	19	68	28	0	0
3	Laparoscopy	MO	16	23	144	18	10	56	18	0	0
4	PPIUCD	MO	510	479	94	240	208	87	240	0	0
5	PPIUCD	SN	770	842	109	340	381	112	340	10	3
<b>D Other Training</b>											
1	WIFS	MO	1700	1642	97	1700	1567	92	1700	553	33
2	RKSK	MO/ANM/LHV	240	141	59	160	89	56	160	0	0
3	RKSK	Peer Educator	33120	28274	85	21560	5211	24	21560	0	0
4	Coldchain	Handlers	500	571	114	680	857	126	680	526	77
5	KMC		1475	1097	74	2380	1696	71	2380	0	0
6	Dakshta Trg		600	580	97	360	364	101	360	0	0
7	NTEP	MO	540	0	0	510	194	38	510	0	0
8	NTEP	Para	960	0	0	1040	739	71	1040	0	0
9	IDSP Trg.	MO	810	682	84	290	296	102	290	0	0
10	IDSP Trg.	Para	1380	1365	99	700	840	120	700	0	0
11	Skills LAB	MO	498	253	51	498	316	63	498	142	29
12	Skill LAB	ANM/LHV/SN	1746	1304	75	1746	1665	95	1746	835	44
13	Induction training of Newly	MO	300	300	100	200	186	93	200	0	0
14	Clerk Training	Clerk	200	193	97	136	101	74	146	140	96
15	MPW Training	MPW	400	380	95	400	323	81	600	586	98



## 20. BUREAU OF NUTRITION, NAGPUR

### 1) Programme Objectives/Programme Strategy :-

#### Introduction

A full fledged Department of Nutrition was created by Govt. of Maharashtra in 1949 & was located in Haffkine Institute, Mumbai. In 1970 the Nutrition section of the Haffkine Institute was transferred from the control of Director of Haffkine Institute, Mumbai & brought under the Administrative control of Director of Health Services, Maharashtra State, Mumbai, located at the Public Health Institute, Nagpur. Since 1st March 1985, this section is functioning independently as the Bureau of Nutrition, Nagpur.

#### Objectives

- 1) To plan suitable Nutrition Education & Training activities after studying the nutritional aspects of the community.
- 2) Supervisory and follow up visit and guidance to improve the dietary service of 156 Govt. Hospital where Hospital Diet Section sanction.
- 3) To find the changes in food through nutrition Survey.

#### The activities of the Bureau are as below:

- 1) Conduction of Nutrition Survey.
- 2) Surprise Visit and follow up Visits to improve the dietary services in Govt. Hospitals.
- 3) Monitoring & Reporting of 95 Nutritional Rehabilitation Centers Established in 36 Districts of Maharashtra.
- 4) To arrange training programmes as regards Nutrition independently & Participation in the training programmes of other institutions.
- 5) To arrange Nutrition Education programmes through Exhibitions, Lectures, Demonstrations of low

cost recipes from locally available foodstuff & participation in such programmes of other institutions.

- 6) Analysis of Iodised Salt samples in Nutrition Laboratory & demonstration of food adulteration at household level.
- 7) To prepare & publish Nutritional Education material & planning of field studies.
- 8) To celebrate the World Breast Feeding Week.
- 9) To Celebrate the world National Nutrition Month.

#### Consolidated Programme:-

The Bureau of Nutrition, Nagpur organizes Nutrition Survey, Surprise checking of Hospital Diet, Monitoring & 95 Nutritional Rehabilitation Centers reporting. Field Studies, Analysis of Iodised Salt samples, Nutrition Education & Training programmes of Govt. Health Institutions & other Voluntary Organisations.

The Bureau of Nutrition conducts Nutrition Education programmes through Exhibitions, Lectures & Demonstrations of low cost recipes from locally available foodstuff for vulnerable groups of population. The Nutrition Education activities carried out in Govt. Hospitals & Secondary Schools in Rural area for adolescent girls by the trained Dieticians, P.H.N., N.M./L.H.V. are monitored by the Bureau.

Monitoring of 84 Nutrition Rehabilitation Centers Established in General Hospitals/SDH/Women Hospitals in Maharashtra

The actual Annual work done during the year 2024-2025, the work to be done during the year 2025-2026 & the proposed work for the year 2026-2027 is given in the Following Chart :-

#### 1. Performance in current Year Work proposed for Next year.

Sr. No.	Activity	Year				
		2024-2025	2025- 2026		2026-2027 Proposed	
1	2	3	1-04-25 to 30-9-25	1-10-25 to 31-3-26	5	6
1)	No. of training Programmed	143	40	55		300
2)	No. of Exhibitions	58	10	35		100
3)	No. of Demonstrations	125	43	55		110
4)	No. of Lectures	375	102	300		500
5)	No. of Slide show arranged	27	20	35		60
6)	AIR & Doordarshan Programmed	4	0	2		5
7)	No. of Visits paid to nutrition Rehabilitation Centers for Inspection.	27	10	60		120

**2) Performance of NRCs in Current Year, Work proposed for Next Year : No. of SAM Children Admitted.**

Sr. No.	Activity	Year			
		2025 - 2026			
		2024-2025	1-4-25 to 30-9-25	1-10-2025 to 31-3-2026	2026-2027 Proposed
<b>1)</b>	<b>No. of Nutrition Rehabilitation Centers</b>	<b>95</b>	<b>95</b>	<b>95</b>	<b>95</b>
		<b>No.of SAM Children admitted</b>			
1	DH Thane	111	42	120	240
2	CH Ulhasnagar	3	18	120	240
3	SDH Bhivandi	84	44	120	240
4	SDH Shahapur	116	70	120	240
5	RH Tokavade	14	2	120	240
6	GH Mirabhander	0	3	120	240
7	SDH Dahanu	140	66	120	240
8	SDH Jawhar	123	72	120	240
9	SDH Kasa	130	68	120	240
10	RH Mokhada	155	88	120	240
11	RH Vikramgad	123	61	120	240
12	SDH Wada	48	28	120	240
13	RH Talasari	0	0	120	240
14	DH Raigad	77	24	120	240
15	SDH Karjat	27	10	120	240
16	DH Nashik	290	119	120	240
17	GH Malegaon	144	64	120	240
18	SDH Kalvan	12	26	120	240
19	RH Igatpuri	41	51	120	240
20	RH Peth	69	30	120	240
21	RH Trambak	111	60	120	240
22	SDH Shirpur	127	65	120	240
23	RH Sakri	109	45	120	240
24	DH Nandurbar	243	155	120	240
25	SDH Akkalkuwa	131	71	120	240
26	SDH Dhadgaon	258	90	120	240
27	SDH Navapur	63	29	120	240
28	SDH Taloda	128	60	120	240
29	RH Molgi	157	63	120	240
30	WH Jalgaon	123	48	120	240
31	RH Chalisgaon	0	0	120	240
32	RH Yawal	0	0	120	240
33	DH Ahilyanagar	77	21	120	240
34	RH Sangamnagar	0	0	120	240
35	DH Pune	105	32	120	240
36	SDH Manchar	21	0	120	240
37	WH Baramati	0	0	120	240
38	SDH Pandharpur	188	70	120	240
39	MatH Solapur	49	75	120	240
40	DH Satara	230	118	120	240
41	GH Ichalkaranji	134	76	120	240
42	SDH Gadhinglaj	119	54	120	240
43	SDH KawtheMahankal	0	20	120	240
44	DH Sindhudurg	37	9	120	240
45	DH Ratnagiri	70	40	120	240
46	DH Chh. Sambhajinagar	151	71	120	240
47	DH Jalna	191	128	120	240

Sr. No.	Activity	Year			
		2024 - 2025			
		2024-2025	1-4-25 to 30-9-25	1-10-2025 to 31-3-2026	2026-2027 Proposed
48	DH Parbhani	233	103	120	240
49	DH Hingoli	269	134	120	240
50	WH Latur	114	45	120	240
51	DH Dharashinv	20	20	120	240
52	DH Beed	63	32	120	240
53	WH Nanded	176	81	120	240
54	WH Akola	144	86	120	240
55	DH Washim	253	124	120	240
56	DH Amravati	156	88	120	240
57	SDH Dharni	178	105	120	240
58	RH Chikhaldara	156	71	120	240
59	RH Churni	85	26	120	240
60	SDH Pandharkawda	272	135	120	240
61	SDH Darwaha	39	0	120	240
62	SDH Pusad	32	28	120	240
63	SDH Umarkhed	4	16	120	240
64	WH Yavatmal	0	0	120	240
65	RH Ralegaon	0	0	120	240
66	DH Buldana	86	49	120	240
67	GH Khamgaon	12	36	120	240
68	WH Nagpur	179	91	120	240
69	SDH Ramtek	0	0	120	240
70	DH Wardha	176	98	120	240
71	DH Bhandara	147	68	120	240
72	WH Gondia	111	43	120	240
73	SDH Tiroda	75	29	120	240
74	RH M. Arjuni	43	16	120	240
75	RH Salekasa	0	0	120	240
76	DH Chandrapur	156	70	120	240
77	SDH Mul	91	49	120	240
78	SDH Warora	41	7	120	240
79	RH Bramhapuri	54	26	120	240
80	RH Rajura	88	9	120	240
81	WH Gadchiroli	171	57	240	480
82	SDH Aheri	178	41	120	240
83	SDH Armori	86	17	120	240
84	SDH Kurkheda	103	26	120	240
85	SDH Sironcha	96	9	120	240
86	RH Ashti	68	15	120	240
87	RH Bhamaragad	61	22	120	240
88	RH Dhanora	88	14	120	240
89	RH Etapalli	84	24	120	240
90	Med.Coll.Sion	156	95	120	240
91	GH Govandi	0	0	120	240
92	GH Kandivali	0	0	120	240
93	RH Surgana	0	0	0	0
94	RH Nevasa	0	0	0	0
95	SDH Sillod	0	0	0	0
<b>Total</b>		<b>9073</b>	<b>4291</b>	<b>11160</b>	<b>22320</b>

**2) Survey Activities :-**

		Year			
		2025-2026			
Sr. No.	Activity	2024-2025	1-4-25 to 30-9-25	1-10-2025 to 30-09-2025	2026-2027 Proposed
1	2	3	4	5	6
<b>Training</b>					
1)	Nutrition Survey in sensitive tribal District was conducted	0	4	2	6
2)	No of Village Surveyed	0	21	12	36
3)	No of house holds covered	0	661	350	1100
4)	No of beneficiarles examined	0	1389	1000	3000

<b>3) Training Activities</b>		Year 2025-2026			
Sr. No.	Activity	2024-2025	1-4-25 to 30-9-25	1-10-2025 to 31-3-2026	2026-2027 Proposed
1	2	3	4	5	6
<b>Training</b>					
1)	No.of trainees of different Cadre	3120	2450	2500	6000
2)	No. of beneficiaries participated in Health Education activities programmes of other Govt. Health Institutions.	1950	957	1300	2400
3)	No. of trainees of different Cadres trained by participation in training of Voluntary organizations & other Govt. Institutions.	1210	554	800	1500
<b>Nutrition Educational Activities</b>					
Sr. No.	Activity	2024-2025	1-4-25 to 30-9-25	1-10-2025 to 31-3-2026	2026-2027 Proposed
1	2	3	4	5	6
1)	Exhibition (By Hospital & Health Institutions).	2509	3208	3800	8400
2)	Demonstrations (By Hospital & Health Institutions).	2500	1452	2000	6000
3)	Lectures (By Hospital & Health Institutions).	4750	3760	3800	7500
4)	Slide Shows (By Nutrition Buraeu)	1150	800	900	2000
5)	No. of Diet Clinics conducted (By Hospital Dieticians).	4119	2050	3000	7500
6)	No. of patients advised in the Diet Clinics	51119	25424	40000	80000
7)	No. of mothers given Nutrition & Health Education (By Nutrition Buraeu).	43235	21300	25000	60000
8)	AIR and TV programmes	0	0	2	5
9)	(A) No. of Iodised Salt samples analysed	16	0	0	0
	(B) No. of demonstration Organized (Field + Nutrition Laboratory).	50	0	0	0
	(C) No. of beneficiaries attended (Field + Nutrition Laboratory).	750	452	700	1500

## 21. SCHOOL OF PUBLIC HEALTH NURSING, NAGPUR

### Introduction :

Prevention of disease, promoting health a prolonging the lives are common goals in all area of community health.

School of Public Health Nursing is the only institution in Maharashtra, where advance diploma in Public Health Nursing Course is conducted. Duration of the course is 12 months. During this course health education activities are planned to promote health of person, Family, community. Also to evaluate, supervise the MCH activities and school health programme, all national health Programme.

Preventive, promotive, curative and rehabilitative services are rendered directly to the community the specific nursing activities are performed according to the needs of the community so that students will be able to apply their knowledge and skill in specific areas i. e. School Health Industrial Health & MCH area. This Institute has trained 1149 staff nurses as PHN from all over Maharashtra State. The Sanctioned Seats of Students per academic year are

30. Training duration is from September 2023 to Aug.. 2024  
**Theory Class :**

**1. September to November :** Lectures delivered by expert persons same time other lectures and specific education visit are planed and all National Health Programme are planned accordingly.

**2. December to January:** Urban field experience include Survey, home visits, planning home care of mother and child, home visit procedures Educational visits, etc.

**3. February to April :** Rural field experience .

**4. May to July. :** Clinical experience in Hospital teaching and other Practical is being done. Hospital experience includes super speciality and Mental Hospital experience also.

**5. August :** Study block, revision Classes, MSBNPE Exam and oral & Practical.

S.No.	Type of Training	Duration	Year	Sanctioned seats per year	No. of batch	Selected candidates	Appeared for Examination	Passed	Scheduled caste	Scheduled tribe	Nomadic tribes	Vimuct jati	Other back-ward class	Special back-ward class	Open	Total
1	2	3	4	5	6	7	8	9	10	11	12	13	14	15	16	17
1	Public Health Nursing	12 Months	07-08	30	45	28	28	28	1	4	3	13	3	0	4	28
			08-09	30	46	30	29	27	3	3	12	2	4	1	5	30
			09-10	30	47	23	24	24	0	8	5	3	3	2	2	23
			10-11	30	48	29	29	29	0	3	2	1	5	0	18	29
			11-12	30	49	30	28	28	4	1	1	1	6	1	14	28
			12-13	30	50	30	30	30	4	2	3	-	6	-	15	30
			13-14	30	51	29	-	-	4	1	1	1	6	1	15	29
			14-15	30	Suitability certificate yet to be received for public health nursing course from Indian Nursing Council, New Delhi. announced that instead of public Health nursing, post basic B.Sc. nursing should start. So the proposal of Post Basic B.Sc nursing should nursing is submitted to Resp Deputy Director of Health Services, (Nursing) Mumbai.											
		Jan. 2016 to Nov. 2016	30	52	27	27	27	4	2	1	1	5	1	13	27	
		Oct. 2016 to Aug. 2017	30	53	28	28	28	4	2	1	1	5	0	15	28	
		Aug. 2017 to Jun. 2018	30	54	27	26	26	4	2	1	0	5	0	15	27	
		Aug. 2018 to June 2019	30	55	30	30	30	4	2	3	2	5	1	13	30	
		Aug. 2019 to June 2020	30	56	29	30	29	4	01	2	0	6	1	15	29	
		Feb. 2020 to Dec 2021	30	57	25	25	4	0	1	0	6	0	13	1	25	
		Jan. 2021 to Nov. 2022	30	--	--	--	--	Due to Covid-19, Batch 2021-22 permission letter was not given by Ayukt, Arogya Bhavan, Mumbai.								
		Oct. 2022 to August. 2023	30	58	28	28	28	4	1	3	5	0	3	12	28	
		Sept. 2023 to August. 2024	30	59	30	30	30	4	1	3	6	0	3	13	30	
		Sept. 2024 to Aug. 2025	30	60	30	30	30	5	2	4	1	5	1	12	30	
		Oct. 2025 to Oct 2025	30	61	30	30	On going	7	1	2	1	8	1	10	30	

**Programme : Health Day Celebration**

Date/Month	Programme	Action Taken
8th March	International Woman Day	Various Programme are planned for Womans day.
7th April	World Health Day	Various Programme are planned to develop awareness in the Community.
12th May	International Nurses Day	Various Programme are planned as per theme.
5th June	Environment Day	Information given to students and all employees regarding importance of environment day through reading, Preparing Model personal interview etc. and cleanliness of surroundings is done by all staff.
10th June	Drushtidhan Day	Care of the eyes various disease of the eye and its prevention eye donation on these topic students had organized various activities such as model transparency, flip chart, poster and interview (Role play) through the media they explained its importance.
10th July	Matru Suraksha Day	Importance was given on bring down MMR and Women empowerment for this various activities were done by students eg Role play. Essay Competition.
11th July	World Population Day	Awareness in the community through community songs fiannel graph, flip chart, role play, school educations.
1st to 7th August	World Breast feeding week	Making it known to people according to slogan organized various programme during whole week such as Rally, rangoli, poster role-play, essay competition, Slogan, Spot speech, Health education to mother etc. Competition organized among students all were participated in activities.
15th August	Independence Day	Flag Hoisting and other sports, solo song competition arranged.
1st to 7th September	Nutrition Week	Nutrition promotion for strongernation accordingly to slogan. Various awareness programme and activities are planned. Students competition, Nutrition Exhibition at Anusandhan Kendra, Nagpur. Lecture on nutrition education to adolesent group at Yugantar High School etc. Health checkup of 1 to 5 years children in Anganwadi to Rule out malnutrition etc.
18th October	Dhammachakra Parivartan Day	Student and Staff Participated in Health camp at Diksha Bhumi and Health Edudcation given to People.
21st October	World Iodine Deficiency Day	Awareness programme for iodised salt in community by students & teaching Staff.
22nd October	Dhammachakra Parivartan Day	Student and staff participated in Health Camp at Diksha Bhumi and Health Education given to people.
14th Nov.	IMMUNIZATION Day, Puls Polio	Various programme are planned to develop awareness in the community.

## 22. NATIONAL HEALTH MISSION

The National Health Mission (NHM) now subsumes NRHM and NUHM, seeks to provide universal access to equitable, affordable and quality health care, which is accountable, and at the same time responsive to the needs of people, bring about reduction in child and maternal deaths .as well as population stabilization and gender and demographic balance.

**National Rural Health Mission (NRHM) :** has been launched in the country with effect from 12 April 2005, with objective to provide integrated comprehensive and effective primary health care to the under privileged and vulnerable sections of the society especially women and children by improving access, availability and quality of public health services.

The key strategies of the mission include: ensure intra and intersect oral convergence, strengthening public health infrastructure, increasing community participation, creating a village level health cadre of health workers fostering public private partnerships, emphasizing quality services and enhanced Programme management inputs.

The effective implementation of NRHM since the year 2005 has contributed significantly towards the achievement of some of the important Millennium Development Goals.

**National Urban Health Mission (NUHM):-** The National Urban Health Mission (NUHM) is a flagship program of the Government of India launched in 2013 under the National Health Mission (NHM). NUHM is implemented in cities and towns with a population of more than 50,000. NUHM is being implemented in 397 cities and towns from Maharashtra which have population of more than 15,000. These towns and cities cover 1 Metro City, 28 Municipal Corporations, 361 Municipal Councils and 7 Cantonment Boards. NUHM provides healthcare services to 5.03 Cr (as per 2011 Census) urban population, which is 45% of the total population.

Govt. of India has approved NUHM PIP 2024-25 of Maharashtra for a budget of Rs.965.48 cores and NUHM PIP 2025-26 of Maharashtra for a budget of Rs. 76210.99 cores. and up-to Sept 2025 the utilization of funds under NUHM is 49.27 % against Distributed PIP in the state of Maharashtra.

### Salient Features of NUHM Maharashtra

#### \* The NUHM has high focus on:

- Urban poor population living in listed and unlisted slums.
- All other vulnerable population such as homeless,

rag-pickers, street children, rickshaw pullers, construction & brick and lime kiln workers, sex workers & other temporary migrants.

- Public Health thrust on sanitation, clean drinking water, vector control etc.
- Strengthening public health capacity of urban local bodies.
- \* All the services delivered under the urban health delivery system through the Urban- PHCs and Urban-CHCs will be universal in nature, whereas the outreach services will be targeted to the target groups (Slum dwellers and other vulnerable groups).
- \* The NUHM Encourages the effective participation of the community in planing and management of health care services.
- \* Community interventions such as ASHA, Mahila Aarogya Samiti and Rugnakalyan Samiti are an important part of NUHM.
- \* Total Population-11.23 Cr. (2011 census).
- \* Total Urban Population:- 5.03 Cr. (45% of total Population).
- \* Urban Population under NUHM-4.35 Cr. (38.73% of Total Population)
- \* Slum Population Under NUHM-2.01 Cr. (46.2% of urban population under NUHM)
- \* 98 Out of 253 cities covered under NUHM.
- \* Total Functional UPHCs are 814 & functional UCHCs are 43. UAAMs are 1534 and functional Polyclinics are 222.

### Key Programmatic Achievement's :

#### 1. ASHA :

• The State has initiated and implemented ASHA Software with a database of 59000 ASHA workers in terms of their profile, their training status and their physical and financial performance in 2011-12.

- Out of 81899 ASHAs 78792 ASHAs appointed.

#### ASHA Training :-

Sr. No.	Particulars	Target	Achievement	%
1.	Induction Training	78792	76879	97.57
2.	HBNC 6th phase		72827	92.43
3.	HBNC 7th phase		70022	88.87
4.	HBNC 4th phase		68063	86.38
5.	NCD		70561	89.55
6.	HBYC		68571	87.03

## 2. AYUSH:

- AYUSH is an umbrella term which covers Ayurveda, Yoga & Naturopathy, Unani & Homeopathy streams of Indian systems of medicine.

- Department of AYUSH, Ministry of Health and Family Welfare, Government of India has launched National AYUSH Mission (NAM) during 12th plan for implementation through State/UTs.

### Aims and Objectives :-

- Mainstreaming of AYUSH and Revitalization of Local Health Tradition, under NRHM.
- Training of AYUSH Doctors and Paramedical Staff.
- Involvement of ASHA and ANM in AYUSH.
- Upto September 2025 Total OPD is **3204321** and total IPD is **54851**.

## 3. COMMUNITY ACTION FOR HEALTH:

As per the instruction of central Government CBMP programme is being implemented in the state since 2007. As per the approved project implementation plan for the year 2020-21, CBMP has been approved to be implemented in a new form. The Community Action for Health scheme is being implemented in the entire district. It covers all VHNSCS in the district.

The Activities to be done for the Community Action for Health scheme are as follows

- District Level Action Plan
- District Level Orientation & Capacity Building Workshop for Block Co-ordinator Taluka level workshop, training and meetings.
- Decentralized Health Planning

## 4. IPHS:

- To bring about quality and accountability in health services, Indian Public Health Standards (IPHS) have been set up for each type of health institutions such as SCs, PHCs, RHs, SDHs, GHs, WHs, and District Hospitals.
- IPHS is a novel concept to fix benchmarks of infrastructure including building, manpower, equipment, drugs, and quality assurance through introduction of treatment protocols. They also define the level of services that a health institute is expected to provide.
- **Biomedical Equipment Maintenance Services-**
  - \* Maintenance of Biomedical Equipment outsourced to M/s Faber Sindoori Management Service Private limited on 19/11/2016 for the next 5 years.

### \* Summary status of Biomedical Equipment Maintenance and Repair status upto September 2025

Total Bio Medical Equipment	Total Breakdown Calls Received	Open	Closed
107226	90112	370	89742

### • Outsourcing of Laboratory Services -

- \* Laboratory Services outsourced to M/s HLL Life care Ltd. on 3/2/2017 for the next 5 years, under the free Diagnostics Initiative.

### \* Dash Board Status of Laboratory Services (April 2025 to September 2025)

Districts	Facilities	Total No. of Patients
34	3540	74113864

### Teleradiology Services :-

- As per the guidelines and instructions issued by Government of India, a tender process to provide free Radiology services in the health institutions of the State has been completed. As per the tender process, a tripartite MoU has been done between SHS (NHM), DHS and the Service Provider M/s. Krishna Diagnostic Services Pvt. Ltd. on 22/10/2020 for the next 5 years, under the Free Radiology Services Initiative.
- As per this project, the Service Provider M/ s. Krishna Diagnostic Services Pvt. Ltd. shall provide CR System for digitization, transmission and reporting of X-rays & CTScans. Digital infrastructure / IT based solution shall be used to transfer images to specialist hired /on roll of Service provider and to get the reports.
  - The facilities covered under the scope of work shall include all the hospital under

Public Health Department such as Community Health Centers (CHCs), Rural hospitals (RH), Sub divisional hospitals (SDHs), district hospitals (DHs), General Hospitals, Civil Hospitals, Mental Hospitals, Leprosy Hospitals, TB hospital & Women Hospitals and any other hospitals or institutes as communicated to service provider from time to time.

- 474 hospitals have installed software for CR System for X-ray and 8 hospitals for CT scan.
- Tests with emergency criterion should be interpreted, diagnosed and reported within 1 hour of X-ray / CT Scan test completion and, all other results shall be interpreted, diagnosed and reported within 12 hours of the image transmission/uploading.

#### Details of X-ray patient. (April 2025 to September 2025)

Sr. No.	Description	Total X rays	Total X ray reported
1	X-ray	1042336	1042336

#### Details of CT Scan patient. (April 2025 to September 2025)

Sr. No.	Description	Total CT Scan	Total CT Scan reported
1	CT Scan	18147	18147

#### Dialysis Note

- In Maharashtra, the program has been implemented in 54 centers on In-house mode in 29 districts with operational /functional 324 machines and has covered all the four Aspirational Districts (Nandurbar, Washim, Dharashiv and Gadchiroli). These 54 centers includes DH-22, SDH-16, GH-6, WH-2, RRH-2, RH-6 are covered under Dialysis programme.

- Procurement of equipment is in process at the level of Haffkin Biopharmaceutical Corporation. A dashboard is launched for integrating all dialysis centres. In this dashboard details of patients needs to updated by login with username and password given by NHSRC. **Dashboard link:** <http://pmndp.nhp.gov.in/en>

#### Dialysis ( upto Sep.2025)

District	No. of Institute	No. of operational machines	No. of patients	No. of Sessions
34	140	874	3348	149992

## 5. EMERGENCY MEDICAL SERVICES 108:

- Emergency care program exclusively deals with the serious emergencies such as road accidents, serious health related problems, emergent situation related to pregnant women, neonates, outbreak of diseases & unexpected natural calamities and all other emergencies.
- The strategy for Pre Hospital Trauma Care is based on “Golden Hour Theory” Establishment of an automated call centre to provide comprehensive 24x7 hours emergency response services by direct calling 108 Toll free number from any network in Maharashtra.
- As on today, total 937 ambulances are operational, out of which 704 are BLS ambulances and 233 are ALS ambulances have been launched till date. Total **489407** of Emergency patients have been served by MEMS ambulances till September 2025.

## 6. MOBILE MEDICAL UNITS:

- Under National Health Mission Mobile Medical Unit Project launched for provide health services to people in the remote and tribal areas of the Maharashtra state where people are deprived of health services. The project is being implemented at the district level. Also the government of India has approved the Pradhan Mantri Janjati Adivasi Nyaya Mahabhiyan (PM-Janman) in January 2024. According to the guidelines of the government of India under NHM and PM-Janman, deployment of mobile medical unit done for beneficiaries in PVTG district and providing service. 87 Mobile Medical Units are operational in the State in 14 districts with Specially Disadvantaged Tribal Groups (PVTG) (Katkari, Kollam and Maria Gond) beneficiaries. Primary, curative and referral health services are provided regularly and free of charge through mobile medical units to PVTG villages in 14 districts within 5 km from health centers in the state. Also remaining 16 mobile medical units are being operationalized in remote and tribal areas of the state in 13 districts.
- In State, April 2025 to September 2025, OPD – **867461**, RCH (ANC & PNC) – **55829**, Total No. of Lab test – **212804** and Total no. of villages Visited – **21858**

## 7. SICKLE CELL PROGRAM:

- Sickle Cell anemia, a hereditary condition is prevalent in 21 districts in Maharashtra.
- The Program is being implemented in these districts in phase wise manner by NRHM since 2008. All these sufferers are given free treatment and counseling at 949 health institutes in 20 districts.
- April 2025 to Sept. 2025 Total Test performed **1605734** total suffers of Sickle cell anemia are **2274** and total carriers are **19407**.
- Day Care Centers for the care of children suffering from Sickle Cell diseases, Hemophilia, Thalassemia and Dialysis Centers are also being opened for the benefit of poor and needy patients.

## 8. HEALTH ADVISORY CALL CENTER (HACC):

- The health advice is given 24x7 by specialist to caller in Marathi, Hindi and English as per request on dialing simply 3-digit toll free number ‘104’ from landline or any mobile phone from anywhere in the state.
- The Health Advice Call Centre provided advice to **199770** calls Upto September 2025. The blood on Call services started in HACC from 7th January, 2014.
- **Awards:**
- **Award in e-INDIA Health Summit 2012 :** “Innovative Initiative in Healthcare through PPP” category for its Health Advice Call Center (HACC) in Maharashtra”
- **Maharashtra e-governance Award 2013** “Health Advice Call Centre awarded “Gold prize” in Maharashtra e-Governance in ‘Innovative Use of IT in Governance’”.
- **Skoch Award for Excellence 2014 for :** Minimum Government, Maximum Governance.

### 9. MEDICAL & DENTAL CAMPS:

- Medical and Dental Camps are organized in tribal areas for benefit of the tribal population.
- Total **325** number of surgeries are conducted and **7802** number of patients are being treated.

### 10. TELEMEDICINE:

- It is an application of clinical medicine where medical information is transferred via telephone, internet or other networks for the purpose of consultation and sometimes remote medical examination.
- **80** Telemedicine centers are established in district and sub-district hospitals in Maharashtra and Upto Sept. 2025 total **14333** patients have received expert opinion through telemedicine which has saved time and transport expenses required for

treatment in higher centers.

### e Sanjeevani OPD Online Free Health Services :-

In State e Sanjeevani OPD Online services started in April 2020. Using this Service consultations are given to the patients through video conferencing and chat. Through Teleconsultation patients can communicate with Medical Officers and patients who take treatment for Covid 19 at home they can also take consultation. Medical officers from all district hospitals, Taluka Hospitals and Rural Hospitals in the state are registered in eSanjeevani opd application. On Fixed days Medical officers give consultation & e-prescription to the patients. E-prescription link is provided to patients through the message and patients can download e-prescription using that link.

Year	Patients count Refer by Specialist Doctors
2025 - 26 (upto Sept. 2025)	14,07,829

### H W C Teleconsultation

HWC Teleconsultation program has been started under Ayushman Bharat in year 2019-20. As per Guidelines Issued by central government HUB and Spoke Model are used for HWC Teleconsultation. HWCs Sub-centre, Primary Health Centre and Urban Primary Health Centres are called Spokes and the district hospitals are HUBs . The Hubs are started in District Hospital Nanded, Bhandara, Pune, Nashik & Aurangabad. At HUB end of each Hub 5 MBBS MOs and 3 Specialist Doctors (Gynaecologist, Physician and Paediatrician) are available. At Spoke end Community Health Officer and Medical Officers can

take opinion from HUBs end doctors. Community Health Officers and Medical officers getting the opinion.

Community Health Officer from Spoke, Medical Officers give treatment to the patient who comes from HWC through video conferencing, and chat. After consultation e-prescription is provided to the patients.

The central government shortlisted eSanjeevani application for Teleconsultation. This application is developed by C-DAC Mohali. . Till date **8505 SC, 1917 PHC 797 UPHC & 1056 UHWC** Teleconsultation started. Through the telemedicine & HWC Teleconsultation **Total 1407829** patients Consultation were completed.

### NATIONAL HEALTH MISSION

#### Budget Provision & Grant Received For the Finacial Year 2024-2025 upto Mar. 2025

Components	Central Share (Rs. in Lakhs)		State Share (Rs. in Lakhs)	
	Budget Provision	Received Grant	Budget Provision	Received Grant
General	158086.23	118954.00	153573.93	130588.65
SCSP	23688.90	17827.00	22429.33	19943.05
TSP	19361.87	14721.00	19985.46	17459.98
<b>Total</b>	<b>201137.00</b>	<b>151502.00</b>	<b>195988.72</b>	<b>167991.68</b>

#### Budget Provision & Grant Received For the Finacial Year 2024-2025.

Components	Central Share (Rs. in Lakhs)		State Share (Rs. in Lakhs)	
	Budget Provision	Received Grant	Budget Provision	Received Grant
General	144708.45	76988.00	121221.47	69746.05
SCSP	21676.91	11537.00	20449.70	15281.41
TSP	22500.00	9134.00	15000.01	10426.93
<b>Total</b>	<b>188885.36</b>	<b>97659.00</b>	<b>156671.18</b>	<b>95454.39</b>

### NATIONAL AYUSH MISSION

#### Budget Provision & Grant Recevied for the Finacial Year 2024-25

(Rs. in Lakhs)

Components	Central Share (Rs. in Lakhs)		State Share (Rs. in Lakhs)	
	Budget Provision	Received Grant	Budget Provision	Received Grant
General	3785.27	2681.16	1700.00	1700.00
SCSP	567.02	0.00	300.00	0.00
TSP	448.91	0.00	299.27	0.00
<b>Total</b>	<b>4801.20</b>	<b>2681.16</b>	<b>2299.27</b>	<b>1700.00</b>

**Budget Provision & Grant Received for the Financial Year 2025-26**  
**(Upto October 2025)**

(Rs. in Lakhs)

Components	Central Share		State Share	
	Budget Provision	Received Grant	Budget Provision	Received Grant
General	4600.88	0.00	1980.00	87.44
SCSP	689.20	0.00	298.65	0.00
TSP	450.00	0.00	300.00	0.00
<b>Total</b>	<b>5740.08</b>	<b>0.00</b>	<b>2578.65</b>	<b>87.44</b>

—————

## Comprehensive Primary Health Care Through Health & Wellness Centers :-

Government of India has launched Ayushman Bharat campaign to address critical issue of access to health care. Comprehensive Primary Health Care (CPHC) is essential to avert disease and promote well-being, ensure continuity of care, and enable gate-keeping, so as to reduce the burden on secondary and tertiary level facilities, thus saving costs to system and the individual.

### Idea of Health & Wellness Centre:

India has adopted a three tiered system of health care delivery and Sub Health Centre is the peripheral outpost that caters to a population of 5000 in plane areas and 3000 populations in tribal, hilly and desert areas. Currently, the package of services that a sub-centre provides largely relates to outreach RCH care. Owing to the changes in disease profile, with non-communicable diseases and communicable diseases contributing a major part of the disease burden there is a conscious shift in focus from select primary care to comprehensive primary care beyond RCH services and select communicable diseases and inclusive of Preventive and Promotive care. For provision of comprehensive primary care, the strategy is to re-define the role of the sub-centre and its staffing pattern and strengthen the sub centres into Health and Wellness Centres (HWC).

The HWCs will provide preventive, promotive, rehabilitative and curative care for a package of 13 services as below-

1. Care in Pregnancy and Child-birth.
2. Neonatal and Infant Health Care Services
3. Childhood and Adolescent Health Care Services.
4. Family Planning, Contraceptive Services and other Reproductive Health Care Services
5. Management of Communicable Diseases: National Health Programmes
6. General Out-patient Care for Acute Simple Illnesses and Minor Ailments
7. Screening, Prevention, Control and Management of Chronic & Non-communicable Communicable Diseases including-TB, Leprosy)
8. Care for Common Ophthalmic and ENT Problems
9. Basic Oral Health Care
10. Elderly and Palliative Health Care Services.
11. Emergency Medical Services including Burns and Trauma

12. Screening and Basic Management of Mental Health Ailments

13. Ayurved & Yog.

HWC delivers, these set of comprehensive services through team based approach. A primary health care team trained and equipped in a set of skills and redesigned work processes to ensure a continuum of care that places emphasis on preventive and promotive health.

To provide CPHC near to the community, State is moving forward with strengthening of all the SCs, PHCs & UPHCs as HWCs along with additional provision of health promotion & wellness activities like Yoga. State is committed to transform all SCs, PHCs & UPHCs in to Health and Wellness Centers.

HWCs are not only to expand the service package, but also to create a perception in the community, that the facility is close to them, offers a platform for preventive and promotive action. Apart from service provision, key interventions envisaged under HWC include Population Enumeration, Creation of Family folders and to assure continuity of care, diagnostic services, regular refills of drugs for chronic diseases, access to Tele- Consultation Services and use of IT Platform. State has already started implementation of population based screening control and management of Hypertension, Diabetes and Cancers (Oral, Breast & Cervical)

The SC-HWCs are headed by a Community Health Officer with a primary health care team including ANMs, MPW (M) and ASHAs of the sub center area. Under ABHWC programme, BAMS, BUMS & Nursing graduates are being appointed as Community Health Officer.

Selected candidates undergoes six months training for Modern Midlevel Service Provider Certificate Course certified by Maharashtra University of Health Sciences, Nashik State has selected 108 Programme Study Centres for training of CHOs. After successful completion of training these candidates are posted at SC-HWC through conseling process. Total **7310** Community Health Officers are in-position at SC-HWCs till date. (As per AB-HWC Portal)

- 2,64,22,569 Patients has been referred through Teleconsultation Services.

- A total of 19,74,551 beneficiaries have benefited at Ayushman Arogya Mandir level and 1,78,358 beneficiaries at CHC level.

- 23,86,1025 wellness sessions conducted with a total of 4,42,90,750 individuals benefited.

**PRIME MINISTER AYUSHMAN BHARAT HEALTH INFRASTRUCTURE MISSION:-**

The ongoing Covid-19 pandemic has shown that India's health system needs to be better equipped to meet the public health needs at the primary, secondary and tertiary care levels. The Covid 19 pandemic highlighted that essential public health facilities such as laboratory capacity, intensive care units, isolation beds, oxygen supply and ventilators were inadequate.

**Objectives of Pradhan Mantri Ayushman Bharat Infrastructure Mission :**

1. Strengthening of Public health institutions to provide universal comprehensive healthcare.
2. Expanding and building disease prevention systems enabled by information technology.
3. To support research work on Covid 19 and other infectious diseases.

**Two major Components under PM-ABHIM :**

1. Integrated Public Health laboratories.
2. Critical Care Blocks

**1. Integrated Public Health laboratories (IPHL):**

Aims at laboratory providing comprehensive services including Infectious disease diagnostics along with other diagnostic services like haematology and clinical chemistry all combined under one roof by upgrading existing clinical labs in district hospitals.

**Physical integration** - establishment of a central sample collection facility in a patient friendly location.

**Functional integration** - merging the lab components of various vertical programs at the district public health lab, in the process sharing the space, manpower and equipment to avoiding duplication and disconnect.

**Data integration** - Digital results through established laboratory information system linked to IHIP for an urgent action in real time by early identification

of unusual trends in mortality and morbidity.

**Services to be provided at IPHLs:**

1	Haematology	4	Biochemistry
2	Clinical Pathology	5	Bacteriology (Including TB)
3	Cytology	6	Molecular tests

**2. Critical Care Blocks (CCBs):**

Critical care wing or block will be an integral part of existing. District Hospital (DH) or Medical College Hospital (MCH) to ensure optimum utilization of resources. The purpose of establishing these blocks is to augment the capacity of the district for assured treatment and management of patients with infectious diseases and managing outbreaks.

The separate entry / exit will help in isolating it from the main hospital building so that, the routine patient care does not suffer. However, in normal situations the hospital will utilize this wing for managing all types of Critical patients.

**No. of Beds:**

Sr. No.	District population	No. of beds for CCB
1.	population between 5-20 Lakhs	50 bedded CCB
2.	more than 20 Lakhs population	100 bedded CCB

**Components of CCB:**

1	Intensive care unit	6	Emergency
2	High dependency Unit	7	Mother & Child rooms
3	Isolation ward / rooms	8	Operation Theatre
4	Dialysis	9	Labour/Delivery room
5	Triage	10	Points of Care Lab

**PMABHIM STATUS (2024-2025)**

Sr.No.	Budget Head	Total No. of Work	Complete	In Progress	Not Started
1.	Critical Care Block	7	0	7	0
2.	Integrated Public Health Laboratory	7	1	6	0
	<b>Total</b>	<b>14</b>	<b>1</b>	<b>13</b>	<b>0</b>

**PMABHIM STATUS (2025-2026)**

<b>Sr.No.</b>	<b>Budget Head</b>	<b>Total No. of Work</b>	<b>Complete</b>	<b>In Progress</b>	<b>Not Started</b>
1.	Critical Care Block	11	0	11	0
2.	Integrated Public Health Laboratory	11	1	9	1
	<b>Total</b>	<b>22</b>	<b>1</b>	<b>20</b>	<b>1</b>

## 23. MAHATMA JYOTIRAO PHULE JAN AROGYA YOJANA AND PRADHANMANTRI JAN AROGYA YOJANA (INTEGRATED)

### About Scheme :

**Mahatma Jyotirao Phule Jan Arogya Yojana (MJPJAY):** Government of Maharashtra started Mahatma Jyotirao Phule Jan Arogya Yojana (MJPJAY) (erstwhile Rajiv Gandhi Jeevandayee Arogya Yojana) from 2nd July, 2012 in eight districts on pilot basis and then it was expanded in all districts of Maharashtra from 21 st November, 2013. This Flagship health scheme was initially started for low income families and then added other categories from time to time.

**Ayushman Bharat-PradhanMantri Jan ArogyaYojana (AB-PMJAY):** Ayushman Bharat-Pradhan Mantri Jan Arogya Yojana is a health insurance scheme of the Government of India and it was implemented in the state from September 23, 2018. There are 93.06 lakh family beneficiaries based on the deprivation and occupational criteria of Socio-Economic Caste Census 2011 (SECC 2011) for rural and urban areas respectively. Ayushman Bharat-Pradhan Mantri Jan Arogya Yojana has been started from 23/09/2018 along with Mahatma Jyotirao Phule Jan Arogya Yojana as per the Public Health Department, GoMG. R. dated 21/09/2018 and 26/02/2019.

- According to the Office Memorandum of the National Health Authority dated 12.01.2023, there are 9,305,910 beneficiary families under the existing Ayushman Bharat PradhanMantri Jan Arogya Yojana. In accordance with the guidelines received from the National Health Authority, 5 lakh additional health coverage will be provided under Ayushman Bharat-PradhanMantri Jan Arogya Yojana for senior citizens above 70 years of age in the state of Maharashtra. In addition, social health activists, Anganwadi workers, Anganwadi helpers [Accredited Social Health Activists (ASHAs), Anganwadi Workers (Awws) and Anganwadi Helpers (Awhs)] have been included in the Ayushman Bharat PradhanMantri Jan Arogya Yojana.

- Under the expanded scheme, out of 9,73,90,047 beneficiaries in the state, co-branded Ayushman cards have been generated for 3,60,22,089 beneficiaries. And the process of generating cards for the remaining 6,13,67,958 beneficiaries is underway. Also, out of the total beneficiaries, Ayushman cards have been distributed to 2,11,20,334 beneficiaries.

- In order to achieve the goal of distributing co-branded Ayushman cards at a faster pace, as per the

government decision dated 04.11.2025, the honorarium of ASHA employees, food shop operators and AapleSarkarSeva Kendra employees in the state has been increased to Rs. 20/- per successful card and Rs. 10/- per card distribution, which is Rs.30/-

- At present, there is 1,356 treatment procedures in the scheme but as per the Public Health Department government resolution dated 04.11.2025 a total 2,399 treatment procedures are included which have already granted by the Governing Council chaired by the Hon'ble Chief Minister.

- Along with white ration card holders, government and semi-government employees have also been included in the scheme.

- To ensure that the benefits of the scheme effectively reach the maximum number of people in the state, emphasis will be laid on promoting and publicising the scheme. The plan for this has been approved by the Regulatory Council.

- This scheme is being implemented entirely on a Assurance Mode.

**Benefit under Health Packages :** Packages includes bed charges in General ward. Nursing and boarding charges, Surgeons and Anaesthetists charges, Medical Practitioner and Consultants fees, Oxygen, O.T. & ICU Charges, Cost of Surgical Appliances. Cost of Drugs, disposables, consumables, implants, Cost of Prosthetic Devices, Cost of Blood Transfusion (Blood to be provided as per policy of State Government), X-Ray and Diagnostic Tests, food to inpatient, one time transport cost by State Transport or second class rail fare (from Hospital to residence of patient only). The package covers the entire cost of treatment of patient from date of reporting to his discharge from hospital including complications if any, making the transaction truly cashless to the patient. In instance of death, the carriage of dead body from network hospital to the village / township would also be part of package.

- At present, there is 1,356 treatment procedures in the scheme but as per the Public Health Department government resolution dated 04.11.2025 a total 2,399 treatment procedures are included which have already granted by the Governing Council chaired by the Hon'ble Chief Minister.

**Scheme on Assurance mode :-** The integrated Scheme is being implemented on Assurance Basis. This means that the claims of the network hospitals for the

expenses of the patients under going treatment under the scheme are being paid directly by the State Health Assurance Societies to the respective network hospitals Accordingly, State Health Assurance Society is paying claims up to Rs. 5 lakh per family per year of group A, B, C and E.

**Swargiy Balasaheb Thackeray Road Accident Insurance Scheme :-** By amending the provisions of Balasaheb Thackeray Road Accident insurance Scheme dated 14/10/2020 the number of treatments for road accidents will be increased for 74 to 184.

Also the cost limit of treatment which was previously Rs. 30,000 /-per patient per accident has been enhanced to Rs. 1 lakh under. Mahatma Jyothirao Phule Jan Arogya Yojana. The said beneficiaries will be included in group D. This will include patients from outside Maharashtra / outside the country who are injured in road accidents in Maharashtra border areas, who are not included in groups "A", "B" and "C" of beneficiaries. Under Govt. revised resolution dated 29/07/2025.

### Beneficiary Factors :-

Ayushman Bharat Pradhan Mantri Jan Arogya Yojana		Mahatma Jyotirao Phule Jan Arogya Yojana
Households recorded as per the Socio- Economic and Caste Census (SECC), Families in Antyodaya Food Yojana Apart from this, families determined by the Central Government as recommended by the State Government.	Group A	Yellow, Annapurna Yojana and Orange ration card holder families.
	Group B	White ration card holder families ( including Government / Semi government employee) and families without any type of ration card will also include government / semi government employees of the state.
	Group C	Other elements not included in group-A and group-B are students of government/government recognized ashram schools, children of government / government recognized oronanges women of government/ government recognized women's ashrams, senior citizens of government /government recognized old age homes, journalises and their dependents as per the criteria of information and Public Relations Office. Members and construction workers residing outside the state of Maharashtra and their families registered with the Maharashtra building and other construction workers welfare board.
	Group D	Patients from outside Maharashtra and outside the country who are injured in road accidents in Maharashtra border areas not included in beneficiary groups "A", "B", "C", (Health cover will remain Rs.1 lakh per patient per accident)
Beneficiaries in beneficiary categories mentioned in 1 above will be identified through distribution of e-cards under Beneficiary identification System.	Group B	If there is no white ration card or ration card. Domicile Certificate / Tehsildar Certificate and Photo Identity Card "Self - Decliaration" regarding the benefit sanction from any Government Health Scheme should be obtained from Government / Semi - Government employees to avoid duplication of scheme benefits.
	Group C	Identity card and photo identity card issued by the concerned institution
	Group D	1) Geo tagging photo of accident victim in hospital 2) Photo reported by police to hospitals 3) One photo ID from Aadhaar Card, Voter Card and PAN Card.
	Group E	Families holding below mentioned ration cards from 865 Villages of Belgaon, Karwar, Kalburgi and Bidar Disticts of Maharashtra-Karnataka Border. 1) Antyodaya Anna Yojana (AAY) 2) Priority House Holder (PHH) 3) Annapurna Yojna.

## Identification of Beneficiaries :-

**Beneficiaries of Pradhan Mantri Jan Arogya Yojana :-** Family members registered the Socio Economic and Caste Census, 2011 can avail the benefit by showing Computerized E card and photo identity card at the empanelled hospitals under Pradhan Mantri Jan Arogya Yojana. Under the scheme Pradhan Mantri Jan Arogya Yojana, patient from one state can avail surgery /Treatment by going to the empanelled hospitals of any other state in the country.

### **Annual health cover limit :**

For Group A to E (excluding D) - For both schemes Rs. 5.00 Lakh per family per annum.

For Group D - Rs. 1 Lakh per person per annum.

**24 X 7 Pre - authorization :** The Net work Hospital based on the diagnosis shall admit the patients and send e-preauthorization to the Insurer, preauthorization will be decided within 12 hours. In case of emergencies, the medical / surgical preauthorization approval has to be taken by MCO over telephone - Emergency Telephonic Intimation (ETI) which has a voice recording facility.

**Online Claim Settlement :** The insurance Company shall settle the claims of the hospitals online within 15 working days on receipt of complete claim document from the Network Hospital.

### **Empanelled hospitals-**

- Government hospitals include those under the Public Health Department, the Medical Education and Drugs Department, Municipal Corporations/Municipal Councils, State Employees Insurance Scheme (ESIS) hospitals, and hospitals under the Government of In-

dia. Empanelment is carried out as per the directions of the *Coordination, Empanelment and Disciplinary Committee* chaired by the Hon'ble Chief Executive Officer, State Health Assurance Society.

- For multi-specialty private hospitals: A minimum capacity of 30 beds and the presence of an Intensive Care Unit (ICU) are required (with some relaxations).

- For single-specialty private hospitals: A minimum capacity of 10 beds and other prescribed criteria are applicable.

- As per the semi-official letter dated 28 February 2025 from the Hon'ble Secretary (1), Public Health Department, the revised target for hospital empanelment has been set, and a total of 6,947 hospitals (including PHCs and UPHCs) will be empanelled across the state.

- Further, as per the semi-official letter dated 29 September 2025 from the Hon'ble Secretary (2), Public Health Department, 1,949 PHCs and 818 UPHCs in the state are to be empanelled.

- It is proposed to empanel eligible hospitals under the Government of India's **CTRAV** and **SMILE** schemes. The maximum number of empanelled hospitals is 4180, and currently 2489 hospitals have been empanelled, of which 678 are government hospitals and 1811 are private hospitals.

### **Scheme performance since the period of 23/09/2018 to 30/10/2025 (PMJAY+MJPJAY):**

Details of Preauthorization, Surgery done and Claim paid in last five year under Mahatma Jyotirao Phule Jan Arogya Yojana and Ayushman Bharat Pradhan Mantri Jan Arogya Yojana is as below.

<b>Scheme Performace of Integrated Scheme (PMJAY+MJPJAY) from 23.09.2018 to 30.11.2025</b>							
<b>Sr No.</b>	<b>Patient District</b>	<b>PreauthApproved</b>		<b>Surgery Done</b>		<b>Claim Paid</b>	
		<b>Count</b>	<b>Amount</b>	<b>Count</b>	<b>Amount</b>	<b>Count</b>	<b>Amount</b>
1	AHILYANAGAR	421370	966,78,30,587	387368	966,44,43,392	271613	586,88,53,521
2	AKOLA	148115	332,00,75,733	134971	331,56,57,818	91001	187,44,99,995
3	AMRAVATI	216066	497,09,05,311	193978	496,42,99,806	135442	297,24,39,732
4	BEED	225589	493,68,63,256	203261	493,67,16,340	143087	297,35,86,249
5	BHANDARA	61325	105,37,01,373	54264	104,88,87,773	34601	56,15,28,240
6	BULDHANA	200337	464,26,20,806	184400	464,26,27,721	120472	262,49,19,672
7	BELGAUM	1425	3,65,21,130	1311	3,62,26,330	0	0
8	BIDAR	392	1,22,16,970	345	1,21,05,620	0	0
9	CHANDRAPUR	78267	161,59,04,341	69829	160,83,21,731	44547	86,12,23,930
10	CHH. SAMBHAJINAGAR	248242	607,66,32,244	224038	607,06,11,184	149904	354,99,36,479
11	DHARASHIV	112117	248,03,84,702	101441	247,75,45,382	67667	140,49,54,880
12	DHULE	172136	385,84,79,023	157592	385,69,93,273	106683	226,72,17,520
13	GADCHIROLI	23962	47,01,65,846	20457	46,67,32,846	12036	22,99,70,661
14	GONDIYA	54178	107,51,68,179	48091	107,10,69,079	29399	53,26,53,326
15	GULBARGA	39	11,88,150	35	11,88,150	0	0
16	HINGOLI	81196	187,22,83,198	72540	186,91,27,978	48631	112,00,83,855
17	JALGAON	336004	720,11,79,019	310718	719,56,65,664	207400	413,88,53,141
18	JALNA	182874	437,43,88,249	164919	437,36,51,434	110234	258,43,54,044
19	KOLHAPUR	429086	959,93,83,492	389372	959,71,48,137	269927	587,19,62,150
20	LATUR	134661	306,57,09,217	119766	306,16,42,117	86646	188,11,18,605
21	MU. & MU. SUBURBAN	458104	1123,20,45,898	401755	1120,04,45,718	7. 286102	695,43,48,459
22	NAGPUR	281913	562,07,63,629	246018	558,51,05,009	159466	301,37,58,517
23	NANDED	201218	453,52,34,698	178166	452,76,62,818	124894	271,52,50,427
24	NANDURBAR	65612	139,67,53,064	59982	139,52,58,574	40372	82,45,81,873
25	NASHIK	486042	1214,28,47,788	444962	1213,72,52,218	275601	633,29,48,053
26	PALGHAR	67182	158,42,30,893	60386	157,59,22,083	30425	66,73,25,950
27	PARBHANI	117072	265,41,76,962	104529	265,04,68,862	72012	158,97,46,500
28	PUNE	428679	946,14,54,650	376224	944,71,73,140	262953	570,44,29,235
29	RAIGAD	146768	320,80,89,331	128138	319,65,56,516	85345	179,10,75,148
30	RATNAGIRI	112890	266,73,02,425	102734	266,27,83,115	68871	151,15,08,838
31	SANGLI	274981	652,81,13,191	254083	652,61,66,481	177978	400,17,66,381
32	SATARA	242605	565,50,23,762	219250	565,33,25,072	151531	333,80,59,139
33	SINDHUDURG	55302	132,95,23,461	48612	131,91,10,361	32177	76,15,92,180
34	SOLAPUR	317411	702,47,71,832	288663	701,76,20,642	189063	393,94,57,896
35	THANE	373995	869,80,84,234	333170	866,37,43,474	224719	501,51,59,350
36	WARDHA	97520	225,57,25,133	86487	224,69,55,983	58062	126,37,96,968
37	WASHIM	106117	254,81,82,583	97810	254,54,21,683	65492	147,40,25,487
38	YAVATMAL	152872	354,88,07,286	134163	353,70,72,646	88306	200,69,47,680
	<b>Grand Total</b>	<b>7113664</b>	<b>16242,27,31,646</b>	<b>6403828</b>	<b>16215,87,06,170</b>	<b>4322659</b>	<b>9422,39,34,081</b>

**Budgetary Provision and expenditure for integrated MJPAY & AB-PMJAY Since 2018-19 Years :****Rs. in Crore**

Financial Year	MJPAY (100 %)			AB-PMJAY (40 %)		
	Budget Head	Sanctioned Grant	Expenditure	Budget Head	Sanctioned Grant	Expenditure
2018-19	2210G251 (GEN)	1535.52	1245.55	2210G449(GEN)	68.14	40.00
	2210G262(SCP)	220.00	220.00	(23.092018 to	--	
	2210G289(TSP)	15.00	12.00	31.03.2019)		
2019-20	2210G251 (GEN)	717.57	616.22	2210G 449 (Gen)	238.04	178.55
	2210G262(SCP)	220.00	90.43	--	--	--
	2210G289(TSP)	15.00	15.00	--	--	--
2020-21	2210G251 (GEN)	848.19	848.19	2210 G449(GEN)	222.09	213.56
	2210G861(SCP)	141.11	97.81	2210 G 888 (SCP)	32.75	24.15
	2210G289(TSP)	97.52	90.28	2210 G 494 (TSP)	24.58	24.00
2021-22	2210G251 (GEN)	1102.17	1083.50	2210 G 449	190.14	190.14
	2210G861(SCP)	186.13	186.13	2210 G 888 (SCP)	39.59	39.34
	2210G289(TSP)	109.71	104.14	2210G 494 (TSP)	24.06	24.00
2022-23	2210G251 (GEN)	881.57	881.57	2210 G 449	246.88	245.38
	2210G861(SCP)	130.92	130.92	2210 G 888 (SCP)	31.84	31.84
	2210G289(TSP)	99.46	99.46	2210G 494 (TSP)	24.27	24.27
2023-24	2210G251 (GEN)	909.22	906.25	2210 G 449	277.65	277.64
	2210G861(SCP)	141.57	141.57	2210 G 888 (SCP)	40.16	40.16
	2210G289(TSP)	100.51	100.51	2210G 494 (TSP)	30.60	30.60
2024-25	2210G251 (GEN)	1687.15	1643.38	2210 G 449 (GEN)	521.41	271.77
	2210G861(SCP)	209.75	197.09	2210 G 888 (SCP)	57.70	33.43
	2210G289(TSP)	175.00	95.25	2210G 494 (TSP)	42.05	17.28
2025-26 (at Nov. 2024 end)	2210G251 (GEN)	2150.00	1694.56	2210 G 449 (GEN)	367.26	348.99
	2210G861(SCP)	272.80	78.52	2210 G 888 (SCP)	71.28	66.68
	2210G289(TSP)	120.00	84.46	2210G 494 (TSP)	50.00	33.90
2026-27 (Proposed)	2210G251 (GEN)	3403.97		2210 G 449 (GEN)	961.02	
	2210G861(SCP)	410.41		2210 G 888 (SCP)	96.33	
	2210G289(TSP)	228.42		2210G 494 (TSP)	42.75	

\* National Health Authority (NHA) deposit its 60 % share after 40 % State share deposited in Escrow account.



## 24. JOINT DIRECTOR OF HEALTH SERVICES (ADMINISTRATION AND BUDGET)

### INTRODUCTION :

Joint Director of Health Services (Administration and Budget), Pune-1 assisted by Maharashtra Finance and Accounts Services Class I, Officer, 3 Administrative Officer (Class II), 1 Statistical Officer (Class II) and one Accounts Officer (Class II). and employes. The main financial work done by the Joint Director of Health Services (Administration and Budget), Pune wing is as follows :--

### (1) Joint Director of Health Services (Administration and Budget), Pune

Wing is the nodal Office of preparation of the Non-plan Budget of Health Department Budget. The requirement of grants of all the programme officers and Deputy Directors is consolidated from the Joint Director of Health Services (Administration and Budget), Pune wing. The Consolidated Budget is submitted to the Administrative Department for final approval and as per Sanctioned Budget from Government it is distributed to all programme officer and Deputy Directors Grants of Material supply is distributed to Joint Director (Medical) Directorate Health Services, Mumbai.

### (2) Assessment of Zilla Parishad

As per Maharashtra Zilla Parishad and Panchayat Samiti Act 1961 the Grants given to Zilla Parishad are in the form of Grant-in-aid. The Grant-in-aid given to Zilla Parishad for running the schemes that has been transferred to local bodies or running the scheme on agency basis. The Grant-in-aid given to such Zilla Parishad for running health scheme have to be assessed from time to time. The assessment of the Grants given is done by the Joint Director of Health Services (Administration and Budget), Pune wing.

### (3) Audit of Hospitals

Grant are distributed to every Programme, Officer and Deputy Directors as per the norms laid down by Government. The utilization of distributed grants is verified as per the norms. Also Audit of all Programme Officers, District Civil Hospitals is conducted time to time by this wing. From the year 2004-05 the Audit of District Civil Hospital and Mental Hospital has been transferred to this wing. Audit of Rural Hospitals and other Hospitals are conducted by Deputy Directors.

### (4) Granti-in Aid to to the Hospitals run by private NGOs :-

As per marathi Govt. Resolution No. अनुदान-२०१९/प्र.क्र. ४९/राकावि-२ दि.०५ मार्च, २०१९. The provisions of grants to hospitals run by private NGOs has been amended.

Accordingly, only those NGOs with which the State Government has already entered into an agreement for grant-in-aid will be given grant -in aid under the prescribed provision and those NGOs which have not entered into an agreement with the Government for grant-in-aid will no longer be eligible for any grant. This is also applicable to the pending cases . Accordingly, these Grant -in-aid proposals of the organization which have entered into an agreement with the government are scrutinized by the Office of the Regional Deputy Director. The Proposals sent by Deputy Director are scrutinized and submitted to the Government through Directorate Office. These proposals are given final approval by the government.

### (5) Reconciliation of Accounts

Under Major Head 2210-- Medical and Public Health, Programme Officers and Deputy Director under their offices expenditure reconciliation are made on A.G. website [http:// agmaha,cag.gov.in](http://agmaha,cag.gov.in) Online by concerned Programme Officers and Deputy Director. The transfer entries given by the Deputy Director and programme officers are consolidated, proposal is prepared and submitted by this office to concerned Mumbai/Nagpur A.G.

### (6) Public Accounts Committee

The Para's taken by the Controller and Auditor General of India are complied by the concerned Programme Officer after Scrunity of compliance it is submitted to Government and A.G. for vetted.

### (7) Preparation of Performance Budget :--

The information required for finalisation of the Public Health Department's performance budget compiled. The information is collected from the concern Programme Officers and is compiled and sent to the Administrative Department for final approval and Publication.



## 25. Maharashtra Medical Goods Procurement Authority, Mumbai .

The Maharashtra Medical Goods Procurement Act, 13/23 dated 17 March 2023 has been published. As per the provisions of the said Act, the Maharashtra Medical Goods Procurement Authority (MMGPA) Notification has been implemented from 10 May 2023 by the Public Health Department. Since August 2023, the procurement procedures have become transparent and well-regulated through the Maharashtra Medical Goods Procurement Authority. Due to the transparent system introduced by the authority, procurement processes have become faster, more efficient and time-bound. Through the centralized procurement of medical goods, the Maharashtra Medical Goods Procurement Authority has fulfilled the requirement of essential medical goods of government and semi-government health institutions, meeting the needs of the Public Health Department and other health institutions within the expected quantity and within the approved timeframe.

The Maharashtra Medical Goods Procurement Authority, Mumbai, has received approval for the 8 regular posts out of which 7 are occupied. Additionally, 65 contractual posts have also been approved. Of these, recruitment for 47 posts has been completed.

For the Financial year 2025-2026, various government departments have submitted a total of 22 proposals for procurement of medicines, consumables, and medical equipment to the Maharashtra Medical Goods Procurement Authority. These proposals have been received from

1. Public Health Department.
2. Medical Education and Drugs Department.
3. Maharashtra State Blood Transfusion Council.

Information of proposals received by MMGPA during the financial year 2025-2026 as of 20.09.2025:

Sr. No.	Department	Number of Proposals	Value of Proposal (Rs. Cr.)	Fund Received (Rs. Cr.)	Value of Previous Orders (Rs. Cr.)	Ongoing Tender Value (Rs. Cr.)
1.	National Health Mission	05	349.25	205.24	1.80	262.27
2.	Public Health	14	1468.17	216.53	47.72	894.64
3.	Medical Education & Drugs Department	02	95.61	00	00	66.63
4.	Maharashtra State AIDS Control Society	01	1.10	00	00	1.10
	<b>Total</b>	<b>22</b>	<b>1914.13</b>	<b>421.77</b>	<b>49.52</b>	<b>1224.64</b>



## 26. Public Health Department Working Officers /Employees Cadrewise Information.

### Directorate of Health Services, Mumbai

No.	Designation	Group	Sanctioned Posts	Filled Posts
1	Director	A	2	1
2	Additional Director	A	4	0
3	Joint Director	A	8	1
4	Deputy Director	A	25	18
	<b>Senior Posts</b>		<b>39</b>	<b>20</b>
1	Assistant Director (Head Quarter).	A	31	27
2	Assistant Director (Leprosy) .	A	30	23
3	Assistant Director (F.W).	A	6	3
4	Assistant Director (Malaria).	A	10	5
5	Principa, Health & Family Welfare Training Centre.	A	6	5
6	District Health Officer.	A	34	34
7	Additional District Health Officer.	A	34	19
8	Assistant District Health Officer.	A	28	12
9	Residential Medical Officer. (Outreach)	A	40	25
10	District Tuberculosis Officer.	A	34	20
11	District Meternal & Child Health Officer.	A	30	14
12	Epidemiologist	A	4	2
13	Medical Lecturer at Training Centre.	A	2	2
14	Principal (Public Health Centre)	A	1	1
15	Senior Lecturer Public Health Institute.	A	1	1
16	Senior Scientific Officer, Nutrition Nagpur	A	1	1
	<b>District Health Officer Cadre</b>	<b>Total</b>	<b>292</b>	<b>192</b>
1	Assistant Director (Medical)	A	8	6
2	Civil Surgeon	A	36	35
3	Superintendent, Other Hospitals.	A	12	10
4	Orthopedic Superintendent Parbhani.	A	1	0
5	Additional District Civil Surgeon.	A	39	30
6	Medical Officer (Surgery)	A	46	22
7	Medical Officer (Physician)	A	46	23
8	Medical Superintendent Sub District Hospital (100 Beds)	A	38	22
9	Medical Superintendent Sub District Hospital (100 Beds)	A	66	41
10	Medical Superintendent Sub District Hospital (30 Beds)	A	387	206
11	Superintendent Women Hospital	A	31	22
12	Superintendent T. B. Hospital	A	03	03
13	Superintendent Mental Hospital	A	04	03
14	Deputy Superintendent, Mental Hospital	A	04	03
15	Medical Officer (Hospital Training Center)	A	31	23
16	Chief Medical Officer T.B. Control & Training Center	A	02	02
17	Police Civil Surgeon,	A	01	01
	<b>Civil Surgeon Cadre</b>	<b>Total</b>	<b>755</b>	<b>452</b>

## Speciality Cadre

No.	Designation	Group	Sanctioned Posts	Filled Posts
1	Paediatrician	A	67	40
2	Medical Officer (Gynecologist)	A	75	42
3	Anesthetist	A	89	58
4	Ophthalmic Surgeon	A	46	22
5	Orthopedic Surgeon	A	36	20
6	Medical Officer (ENT)	A	35	26
7	Radiologist	A	68	24
8	Psychiatrist (Mental)	A	100	32
9	Pathologist	A	39	26
10	Medical Officer (TB Chest)	A	34	8
11	Medical Officer (Skin & VD)	A	34	1
12	Dental Surgeon	A	26	0
	<b>Speciality Cadre</b>	<b>Total</b>	<b>649</b>	<b>299</b>
	<b>Regional Referral Hospital Nashik</b>			
1	Officer on Special duty	A	1	0
2	Blood Transfusion (Officer)	A	1	0
3	Nephrologist	A	1	0
4	Urologist	A	1	0
5	Radiologist	A	1	0
6	Cardiologist	A	1	0
7	Cardic Surgery Specialist	A	1	0
8	Cardio Anaesthetist	A	1	0
		<b>Total</b>	<b>8</b>	<b>0</b>
	<b>Regional Referral Hospital Amravati</b>			
1	Officer on Special duty	A	1	0
2	Blood Transfusion Officer	A	1	0
3	Nephrologist	A	1	0
4	Urologist	A	1	0
5	Senior Pediatric Surgeon	A	1	0
6	Senior Plastic Surgeon	A	1	0
7	Brain & Neurology Specialist	A	4	0
8	Brain & Neuro Surgery Specialist	A	4	0
9	Cardiologist	A	4	0
10	Cardic Surgery Specialist	A	4	0
11	Chief Physiotherapist	A	1	0
12	Radiologist	A	2	0
13	Cancer Specialist	A	2	0
14	Cancer Surgeon	A	3	0
15	Intensivist	A	4	0
		<b>Total</b>	<b>34</b>	<b>0</b>

## Specialist Cadre

No.	Designation	Group	Sanctioned Posts	Filled Posts
	<b>Higher Grade Medical Officer</b>			
1	Cancer Specialist	A	1	0
2	Cancer Surgery Specialist	A	1	0
3	Cancer Department Anaesthetist	A	1	0
4	Radiologist	A	1	0
5	X-Ray Specialist	A	1	0
6	Brain & Neurology Specialist	A	1	0
7	Brain & Neurosurgery Specialist	A	1	0
8	Anaesthetist Brain & Neurosurgery Dept.	A	1	0
9	Pathologist	A	1	0
10	Cardiologist	A	1	0
11	Cardiology Department Anaesthetist	A	1	0
12	Cardiac Surgery Specialist	A	1	0
		<b>Total</b>	<b>12</b>	<b>0</b>
	<b>Maharashtra Medical Health Service Group A (Class 1)</b>			
1	Chief Administrative Officer (S-20)	A	34	19
2	Clinical Psychologist (S-20)	A	4	0
3	Senior Scientific Officer (S-20)	A	5	1
4	Deputy Director (Transport)	A	1	1
5	Deputy Director ( Labotatoy)	A	1	0
6	Deputy Director (IEC)	A	1	1
7	ASSH Director (Nursing)	A	1	0
8	Assistant Director (Transport)	A	1	1
9	Entomologist, (Jt. Director (M.F. & V.B.D.) Pune	A	2	1
10	Chief Technical Officer / Incharge Officer	A	1	1
11	Technical Officer	A	4	0
12	Incharge Officer	A	2	0
13	State Demographer	A	1	0
14	Nosologist, S.Senior Scientific Officer (Micro Biologist)	A	1	0
	<b>General State Service Group A</b>	<b>Total</b>	<b>59</b>	<b>25</b>
1	Deputy Director (Planning) Mumbai	A	1	0
2	Assistant Director (Accounts and Audit) Pune	A	1	1
		<b>Total</b>	<b>2</b>	<b>1</b>
	<b>Total Group 'A' Post (S-23)</b>	<b>Total</b>	<b>1850</b>	<b>989</b>

No.	Designation	Group	Sanctioned Posts	Filled Posts
	<b>Total MMHS Class I &amp; GSS Group A (S-23)</b>	A	1850	989
	MMHS Group A Class II Medical Officers (S-20)	A	8793	6910
	<b>All Total Group 'A' Post</b>		<b>10643</b>	<b>7899</b>

**General State Service, Group 'B' Post Information**

No.	Designation	Group	Sanctioned	Filled
1	Medical Officer Group 'B' (S-16)	B	1318	764
2	Administrative Officer	B	176	59
3	Statistical Officer	B	65	35
4	District Extention & Media Officer	B	50	36
5	Dental Surgeon	B	529	198
6	District Malaria Officer / Filaria Officer / Biologist Class III	B	70	14
7	Chief Bacteriologist	B	19	2
8	Bio-chemist	B	1	0
9	Perfusionist	B	4	2
10	Lady Superitendent	B	1	0
11	Metron Group B	B	5	0
12	Assistant Metron	B	5	0
13	Junior Scientist Officer Nutritian	B	4	0
14	Junior Entomologist	B	9	0
15	Junior Scientific Officer/Chief Chemistery / Research Officer/	B	40	10
16	Health Instrument Inspection Officer	B	2	0
17	Works Manager+Service Manager, Vehicle Administrative Controller, Store Officer & Training Officer	B	9	2
18	Research Officer	B	1	1
19	Accounts Officer	B	1	1
20	Medical Record Officer	B	4	0
21	Bio Medical Engineer	B	9	0
	<b>Total Group 'B' Post</b>		<b>2322</b>	<b>1124</b>

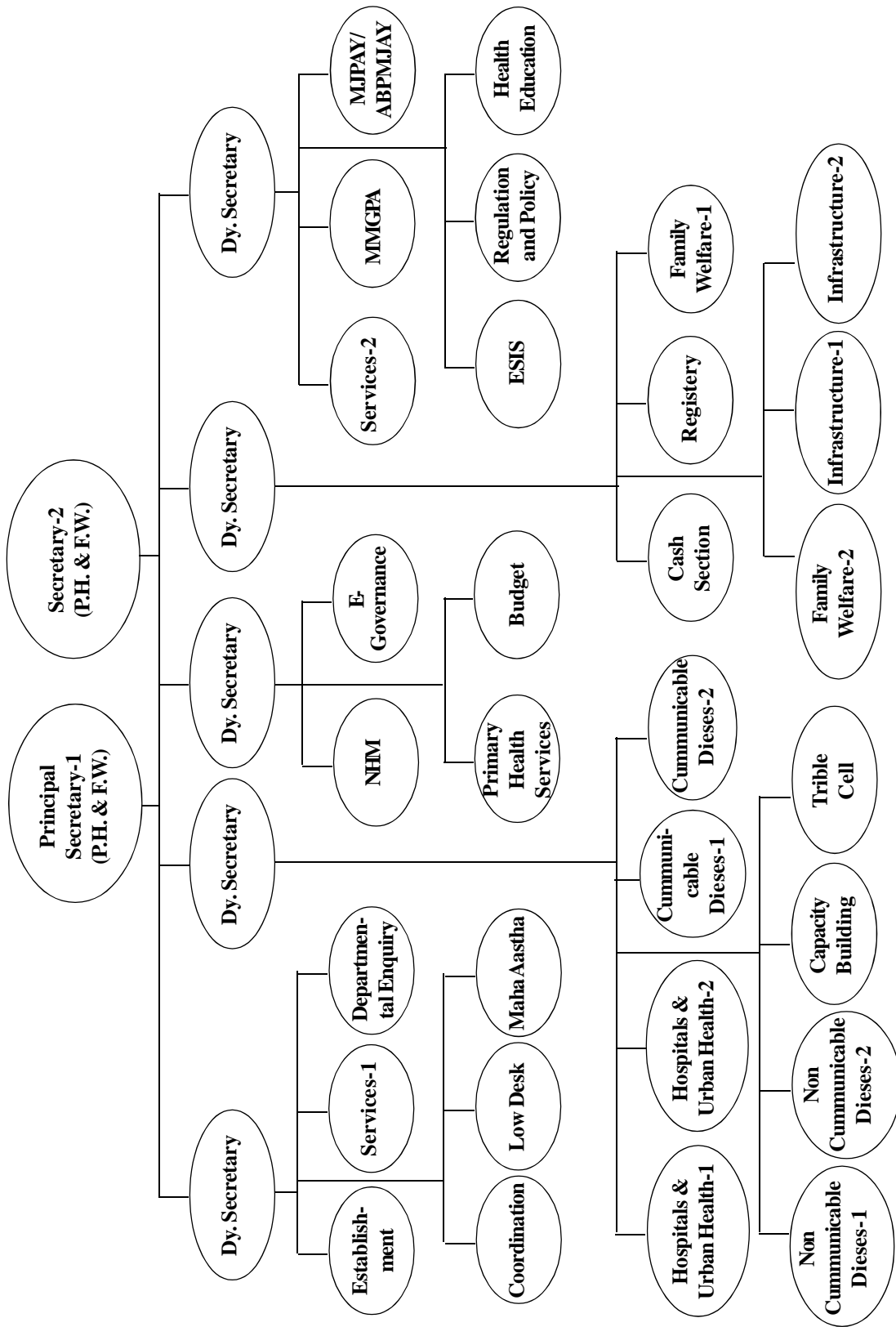
**Programme Head and Deputy Director Health Services Circle (All)  
Group-C and Group-D Cadre Post Details F.Y. 2026-27**

Sr. No.	Post Name	Cadre	Total	
			Sanctioned	Fill
1	Superintendent	C	249	234
2	Assistant Superintendent	C	681	593
3	Senior Clerk	C	802	574
4	Junior Clerk	C	1945	1467
5	Higher Grade stenographer	C	18	11
6	Lower Grade stenographer	C	9	4
7	Assistant Sixter	C	70	55
8	Steno-Typist	C	67	35
9	Physiotherapist	C	70	66
10	Medical Social Worker	C	40	38
11	Psychiatric Social Worker	C	86	58
12	Occupational Therapist	C	58	55
13	Counciller	C	28	25
14	Laboratory Scientific Officer (Technician)	C	771	682
15	Laboratory Assistant	C	592	499
16	Multi-Purpose Health Workers Group C 10 %	C	5491	4363
17	Laboratory Scientific Officer Group C 100% Pune 6	C	1669	1373
18	Health Inspector Group C 75 %	C	1730	1464
19	Health Supervisor Group C 80%	C	308	229
20	Tutor	C	407	193
21	Sister	C	1581	1385
22	Staff Nurse	C	9443	8029
23	Assistant Matron	C	179	179
24	Public Health Nurse/ Nirdeshika	C	11	11
25	Matron Class 3	C	37	37
26	Pediatric Nurse	C	199	112
27	Psychiatric Nurse	C	168	136
28	Ophthalmic Officer	C	691	484
29	Service Engineer	C	36	35
30	Foreman	C	76	64
31	Skilled Artizen	C	84	75
32	Senior Security Assistant	C	8	5
33	Technician (HEMR)	C	77	69
34	Electrician S-8	C	52	45
35	Senior Technical Assistant	C	8	5
36	Junior Technical Assistant	C	16	15
37	Junior Technical Assistant (HEMR)	C	8	4
38	Statistical Investigator	C	117	67
39	Statistical Assistant	C	97	88
40	Statistical Supervisor	C	43	41
41	Chemical Assistant	C	57	37

Sr. No.	Post Name	Cadre	Total	
			Sanctioned	Fill
42	Sr. Chemical Assistant	C	56	40
43	Bacteriologist / Laboratory Technician	C	72	61
44	Senoir Bacteriologist Assistant	C	16	16
45	Nutionar	C	1	0
46	Junior Engineer	C	1	1
47	Senoir Laboratory Assistant	C	1	1
48	Non-Medical Health Supervisor	C	109	79
49	Non-Medical Health Assistant	C	487	359
50	Blood bank technician/Scientific Officer	C	209	177
51	Pharmacy Officer	C	1296	1160
52	Driver	C	786	462
53	House and Linen Keeper	C	32	27
54	X-ray technician	C	766	676
55	X-Ray Assistant	C	7	5
56	Dietician	C	85	75
57	ECG technician	C	94	82
58	E-E-G-Technical	C	5	5
59	Dental Mechanic	C	48	35
60	Dental Hyginist	C	32	23
61	Dialysis technician	C	8	5
62	Electrician (Grade Pay 1900) S-6	C	26	23
63	Non-Medical Health Officer	C	51	10
64	Master Artisan	C	11	10
65	Warden	C	58	15
66	Telephone operator	C	58	52
67	Linen keeper	C	7	0
68	Surgery Assistant	C	4	0
69	Store cum Linen keeper	C	42	25
70	Recordkeeper(Grade Pay 2800)	C	55	46
71	Recordkeeper (Grade Pay 1900)	C	2	1
72	Medical Recordkeeper	C	8	1
73	Medical Records Technician	C	3	0
74	Public Health Nurse	C	271	258
75	Operation Theatre Assistant	C	9	7
76	Blood Bank Assistant	C	8	0
77	Nuclear Medicine Technician	C	3	0
78	Histopathologist/ Cytologist	C	3	0
79	Catlab Technician	C	2	1
80	Moldroom Technologist / Radiotherapy Technician	C	2	1
81	Physicist	C	3	0
82	Cell specialist	C	2	0
83	Sr. Nutionar	C	1	1
84	Junior Biomedical Engineer	C	4	0

Sr. No.	Post Name	Cadre	Total	
			Sanctioned	Fill
85	Author cum Practitioner Technician	C	3	0
86	Leather worker	C	5	0
87	Tinsmith	C	1	0
88	Librarian	C	3	3
89	Laboratory Assistant	C	1	1
90	Agriculture Supervisor	C	1	0
91	Projection and Clerk	C	1	0
92	Tailor	C	29	19
93	Plumber	C	24	18
94	Carpenter	C	27	23
95	Artist and photographer	C	1	1
96	Junior Oversear	C	8	1
97	Homemaker	C	3	3
98	Supervisor (Psychiatric Hospital)	C	8	0
99	Head Woman/Man (Psychiatric Hospital)	C	14	1
<b>TOTAL Group 'C' Post</b>			<b>32952</b>	<b>26751</b>
1	Helper	D	27	22
2	Cleaner	D	0	0
3	Peon	D	1299	1127
4	Peon cum Cleaner	D	3	2
5	Stretcher Bearer	D	1	1
6	Pump attendant	D	1	1
7	Leather worker	D	3	3
8	Veshtak Pay Scale 1300	D	3	3
9	Class IV staff	D	20	18
10	Ward Servant	D	3858	3359
11	Out patients Servent	D	278	230
12	Dispensary Servent	D	5	5
13	Accident Department Sevak	D	282	245
14	Attendant	D	0	0
15	Health attendant	D	20	16
16	Nursing Orderly (Nursing VI.)	D	39	30
17	Aya	D	78	66
18	Midwifery Nurse (ANM Servant)	D	8	7
19	Laboratory cleaner	D	30	24
20	Dark Room Attendant	D	17	11
21	X-ray attendant	D	73	63
22	Laboratory Attendant	D	139	112
23	Machine room attendant	D	2	2
24	Blood Bank Attendant	D	94	75
25	Male servant	D	443	305
26	Regular field Worker	D	1028	505
27	Dental assistant	D	462	380

Sr. No.	Post Name	Cadre	Total	
			Sanctioned	Fill
27	Dental assistant	D	462	380
28	Vehicle cleaner	D	38	21
29	Unskilled Artisan	D	83	57
30	Unskilled Artisan (HEMR)	D	17	14
31	Vaccination Attendant	D	1	1
32	Telephone attendant	D	1	1
33	Hamal	D	5	3
34	Mazdoor	D	10	9
35	Pump Mechanic	D	20	10
36	Messenger	D	7	7
37	Other Class-4	D	3	3
38	Barber	D	41	13
39	Cook	D	122	79
40	Sweeper	D	1600	1282
41	Assistant Cook	D	31	7
42	Watchman/Chowkidar	D	135	25
43	Dhobi	D	35	9
44	Mali	D	35	14
45	Lift Driver	D	46	17
46	Operation Theatre Attendant	D	436	220
47	Semi-skilled artisan	D	40	2
48	Flour Mill Worker	D	1	1
49	Dresser	D	182	97
50	Male / Female Attendant	D	1080	847
51	Male Head / Female Attendant Category 1	D	162	108
52	Mukadam	D	84	49
53	Havalдар	D	8	1
54	Naik	D	6	4
55	Daftari	D	16	11
56	Machine Operator	D	1	1
57	Packer	D	7	6
<b>TOTAL Group 'D' Post</b>			<b>12466</b>	<b>9531</b>





## **2. FAMILY WELFARE PROGRAMME**

# 1. FAMILY WELFARE PROGRAMME

Govt. of Maharashtra is implementing Family Welfare Programme as per guidelines given by Govt. of India, mainly to achieve Population Control. Presently the budget for the programme is from RMNCH+A PIP under National Health Mission.

The State has already achieved Total Fertility Rate (TFR) of 1.7 In the coming year the objectives is to maintain this level.

As per guidelines from Government of India the programme is being implemented on following strategies

\* Voluntary Adoption of Family Planning Methods-

\* Awareness is created for utilizing family planning services.

\* Children by choice & not by chance.

\* Counseling of beneficiaries is done by Health Personnel regarding various available methods of contraception and then beneficiaries select one of the methods depending on their choice. Presently Government of India is giving emphasis on Post Partum Family Planning Services.

There are two major types of Family Planning Services in Family Welfare Programme namely Permanent methods and Temporary methods. In Permanent methods there are again two types, Female Sterilization operation Tubectomy and Male Sterilization operation Vasectomy. Tubectomy is performed either by Minilap Technique or by Laparoscopy. In temporary methods, Copper-T, Oral pills, Centchromen (weekly pill), Condoms & Contraceptive Injectable (ANTARA) are used.

The programme is being implemented through the network of Sub-centres, Primary Health Centers, Rural Hospitals, Sub-district Hospitals, District Hospitals, Women Hospitals, General Hospitals, Corporation Hospitals and Accredited Private Hospitals in the State. Facilities for distribution of Oral Pills, Centchromen (weekly pill), Condoms and Contraceptive Injectable

(ANTARA) are available at all these centers. Facility for insertion of IUCD & PPIUCD is also provided through these centers. Sterilization facilities are available in these institutes where Operation Theatres are in working conditions. Attempts are made to keep maximum number of operation Theatres is functional and maximum utilization of Surgeons.

To control the growth of the population, the State has developed Population Policy which is adopted as per Govt. Resolution dated 9<sup>th</sup> May 2000. According to the Population Policy, State has accepted "Small Family Norm" i.e. Family having two children.

The State has succeeded in reducing the Birth Rate from 15.6 (SRS 2018) to 15.0 (SRS 2020) and also Death Rate to 5.5 (SRS 2020) .TFR is reduced to 1.5 (SRS 2020) and reached to replacement level.

As per SRS Bulletin 2020, Infant Mortality Rate is 16 (SRS 2020) & Neo Natal Mortality rate is 11 (SRS 2020).

The state population has increased from 9.69 crore to 11.23 crore in the period 2001 to 2011. Even though the state population has been increased the Decadal growth rate of state is decreasing from 22.73 (Census 2001) to 15.99 % (Census 2011)

1. Secretary level department	1
2. Directorate of Health Services, Mumbai/Pune	2
3. State Family Welfare Bureau, Pune	1
4. District Health Officer	34
5. Sub District Hospital	102
6. Rural Health Hospitals	372
7. Woman Hospitals	22
8. Primary Health Centers	1940
9. Sub Centers	10766



**वित्तीय आवश्यकता**  
**2. FINANCIAL REQUIREMENTS**  
**STATEMENT**

		एकूण अर्थसंकल्पाचा प्रधानशिर्ष तथा कार्यक्रमानुसार तपशिल				मागणी क्रमांक आर - १	रुपये हजारत
		Major Head Programmewise Total Budget Estimates		Demand No. R-1		(Rs. in thousands)	
अ. क्र.	कार्यक्रमाचे नाव	प्रत्यक्ष रकम २०२४-२०२५	अर्थसंकल्पीय अंदाज २०२५-२०२६	सुधारित अंदाज २०२५-२०२६	अर्थसंकल्पीय अंदाज २०२६-२०२७	Name of the Programmes	
1	2	3	4	5	6	7	
Sl. No	Name of the Programmes	Actuals 2024-2025	Budget Estimates 2025-2026	Revised Estimates 2025-2026	Budget Estimates 2026-2027		
२२११	<b>कुटुंब कल्याण</b>						<b>2211- Family Welfare.</b>
१.	संचालन व प्रशासन	2396322	3483176	3323176	3507295		Direction and Administration
२.	प्रशिक्षण	366295	488618	510868	643590		Training
३.	ग्रामीण कुटुंब कल्याण सेवा	7107720	10423990	8923990	10997015		Rural Family Welfare Services
४.	नागरी कुटुंब कल्याण सेवा	202307	252351	252351	316342		Urban Family Welfare Services
५.	माताबाल आरोग्य सेवा	3909346	2353252	2394354	2401767		Maternity & Child Health
६.	परिवहन	6543	16460	11910	16848		Transport
७.	नुकसानभरपाई	1408	9010	66402	9010		Compensation
८.	सामुदायिक शिक्षण	--	0	--	--		Mass Education
९.	इतर सेवा व पुरवठा	63335	121581	122546	110125		Other Services and Supplies
१०.	अनुसूचित जातीसाठी विशेष घटक योजना.	--	0	0	0		Special Component Plan for Scheduled Castes
	<b>अ. भारीत</b>						<b>(A) Charged</b>
	<b>दत्तमत</b>	31396	17148438	0	0		<b>Voted Grants</b>
	<b>दत्तमत वजा- वसुली</b>	0	0	0	0		<b>Deduct Recoveries</b>
	<b>एकूण २२११ कु. क.</b>	<b>14053276</b>	<b>17148438</b>	<b>15605597</b>	<b>18001992</b>		<b>Total 2211 F.W.</b>
ब.	२२५१ सेक्रेटरीएट सामाजिक सेवा	41706	76962	76962	77274		(B) 2251 Secretariate Social Services
क.	(१)- सावित्रीबाई फुले कन्या कल्याण योजना	0	2	2	2		(C) (1) Savitribai Phule Kanya Kalyan Scheme
	(२) डॉ. आनंदीबाई जोशी गौरव पुरस्कार योजना	0	500	8000	100000		(2) Dr. Anandibai Joshi Gourave Award Scheme
	३) शालेय विद्यार्थ्यांना दृष्टीदोष निवारणार्थ मोफत चष्मे पुरविणे	0	25	25	10000		(3) Providing free Spectacles to School Students to correct impaired vision
	<b>एकूण</b>	<b>14094982</b>	<b>17225927</b>	<b>15690586</b>	<b>18189268</b>		<b>Total</b>



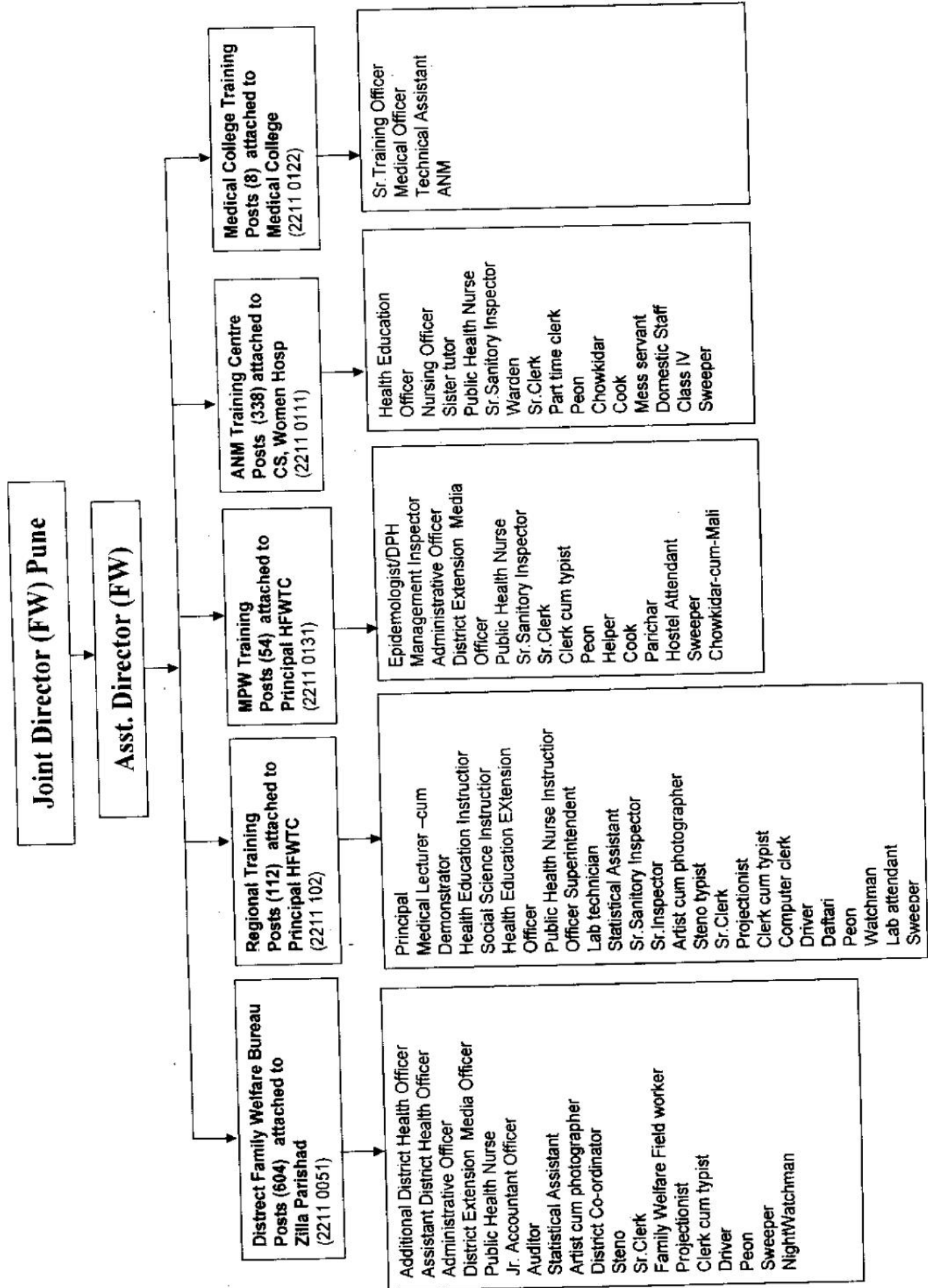
### 3. PERSONAL SUMMARY

Sr. No.	Name of Scheme	Class I			Class II			Class III			Class IV			Total		
		Perm.	Temp.	Total	Perm.	Temp.	Total	Perm.	Temp.	Total	Perm.	Temp.	Total	Perm.	Temp.	Total
1.	S. F. W. B.	5	10	15	4	3	7	53	44	97	16	1	17	78	58	136
2.	D. F. W. B.	24	6	30	49	6	55	300	91	391	78	8	86	451	111	562
3.	RCH Programme	-	31	31	-	1	1	-	195	195	-	-	-	-	227	227
4.	RFWCS	-	-	-	-	-	-	11011	1063	12074	-	10453	10453	11011	11156	22527
5.	HFWTS	6	6	12	12	16	28	48	35	83	24	22	46	90	79	169
6.	Trg. In Med. Coll. ANM Trg. Centers in Non Training	5	-	5	-	1	1	-	2	2	-	-	-	5	3	8
7.	Govt. Hospitals	-	-	-	-	21	21	-	179	179	-	102	102	-	302	302
8.	Govt. UFWSC	-	-	-	13	32	45	156	4	160	-	-	-	36	169	205
9.	EPI	1	-	1	-	-	-	1665	428	2093	19	14	33	1685	442	2127
	<b>Total ...</b>	<b>41</b>	<b>53</b>	<b>94</b>	<b>78</b>	<b>80</b>	<b>158</b>	<b>13233</b>	<b>2041</b>	<b>15274</b>	<b>137</b>	<b>10600</b>	<b>10737</b>	<b>13356</b>	<b>12547</b>	<b>26263</b>

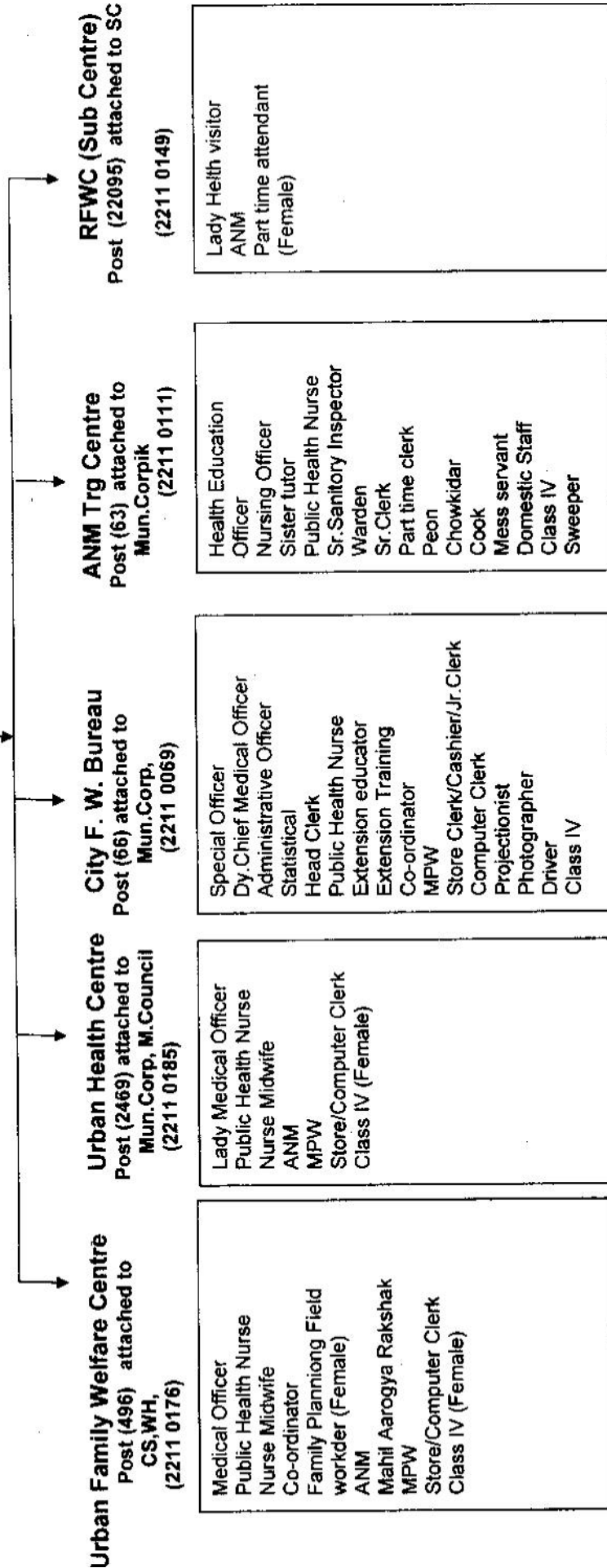
Note :- Review of major head 2211 is under consideration & pending at Central Government. Structure of posts may change after review at central Govt. level.







**Dy. Director (F.W.)**



Dy. Director Health Services (UIP) PUNE

Research Officer (Assistant Director)



**Universal Immunization Programme**  
( Child Health) (227) attached to  
Zilla Parishad  
(2211 0541)

- District Immunisation Officer
- Statistical Officer
- Technical ( Refrigerator)
- Typist
- Driver

**E.P.I Programme**  
Post (2109) attached to  
Zilla Parishad Dy.Director. Circle  
(2211 0621) (2211 0363)

- Stats.supervisor
- Sr.Sanitary Inspector
- Sr.Inspector
- Mpw
- Clerk cum typist
- Driver-3
- Peon-2
- Parichar-1

- Driver- 7
- Parichar-7





## 5. DIRECTION AND ADMINISTRATION

1. State Family Welfare Bureau Monitors Family Welfare Programme. It also gives technical guidance and supervises the programme.

2. Family Welfare Programme in the District is organized at Village, Panchayat, Municipal Councils level & implemented with help of Govt. functionaries, Non Government Organization and Private practitioners.

3. City Family Welfare Bureau was working in the Corporation. These bureau monitor Family Welfare Programme in the Corporation areas. Such bureau was functioning in Mumbai, Pune and Solapur. Central Government 100 % reimburses expenditure made on salary of the staff working under the bureau. Central Government has given direction in the letter Dated 25/05/2012 Grant in aid provide only for the Central and State Government regular employess.

4. Expected level of achievement is finalized for Family Welfare Programme and MCH activities based on the population in all the Districts, Corporations and the Municipal Councils.

### CITY FAMILY WELFARE BUREAUS

City Family Welfare Bureau was supervises the Family Welfare Programme in Urban Family Welfare Centres and Urban Health Posts functioning in the Corporation area. The State Government was releases expenditure incurred on salaries of the staff working in the bureau to the Corporation as grant-in-aid.

Six Family Welfare Bureau was working in the State. City Family Welfare Bureau was functioning at Pune, Solapur and Nagpur each and three such bureaus was working under Mumbai Corporation.

For monitoring and the supervision of three City Family Welfare Bureau, one District Family Welfare Bureau was also functioning under Mumbai Corporation. The State Government releases grant in aid for reimbursement of salary expenses to District Family Welfare Bureau. Central Government has given direction in the latter Dated 25/05/2012 that Grant in aid is provide only for the Central and, State Government regular employees. Central Government has stopped releasing Grant in aid from 2012 for the NGOs & Voluntary Organization. Mumbai & Solapur Muncipal Corporation has pending Grant in aid before 2012 so inserted in to Event Budget of 2024-25.

**RMNCH A+N PIP Budget Allocation : (2025-26)**

RMNCH A+N PIP includes Major Heads such as, Maternal Health, Child Health, Nutrition, Family Planning, RKSK, RBSK, PCPNDT and Routine Immunization.

* District	-- Rs. 24139.23 Lakhs
* Corporations	-- Rs. 3641.71 Lakhs
* HFWTCs	-- Rs. 42.36 Lakhs
* DDHS	-- Rs. 28.98 Lakhs
* State HQ	-- Rs. 18150.61 Lakhs
<b>* Total State Allocation (RCH PIP)</b>	<b>-- Rs 46002.90 Lakhs</b>

Allocation wise expenditure of NHM & RI PIP by the end of September 2025 is as follows.

PIP	Approved PIP. 2025-26 (Rs.In Lakhs)	Provisional Expenditure Rs. in Lakhs						
		District	Corp	HFWTC	DDHS	State (HQ)	Total	%
(RMNCH A+N)	46002.90	8390.00	1166.62	0.36	2.43	935.48	10494.89	22.81
		2024-25				2025-26 (upto Sep. 2025)		
Sr. No.	Activity	Annual Outlay	Exp.	%	Annual Outlay	Exp.	%	
1.	<b>Maternal Health</b>							
	a) JSY	4070.56	4412.78	108.41	4269.71	1903.52	44.58	
	b) JSSK	11703.84	8726.63	74.56	7913.52	1038.17	13.12	
	c) Laqshya	477.30	103.53	21.69	0.00	0.00	0.00	
	d) RCH Portal/Anmol / MCTS	483.18	177.85	36.81	446.50	100.31	22.47	
	e) Other MH	3175.56	1765.36	55.59	2453.49	763.37	31.11	
	<b>Total Maternal Health</b>	<b>19910.44</b>	<b>15186.15</b>	<b>76.27</b>	<b>15083.22</b>	<b>3805.37</b>	<b>25.23</b>	
2.	<b>Child Health+Nutrition</b>	<b>10377.10</b>	<b>11326.18</b>	<b>109.15</b>	<b>12677.63</b>	<b>2518.47</b>	<b>19.87</b>	
3.	<b>Family Planning</b>	-	-	-	-	-	-	
	a) Family Planning Compensation	1610.28	1230.79	76.43	1765.76	444.56	25.18	
	b) Family Planning (Excluding Compensation)	1024.62	828.09	80.82	750.06	318.11	42.41	
	<b>Total Family Planning</b>	<b>2634.90</b>	<b>2058.88</b>	<b>78.14</b>	<b>2515.82</b>	<b>762.67</b>	<b>30.31</b>	
4.	AH/RKSK	<b>2297.59</b>	<b>1444.90</b>	<b>62.89</b>	<b>2291.31</b>	<b>231.95</b>	<b>10.12</b>	
5.	RBSK / DEIC	<b>4634.69</b>	<b>3604.40</b>	<b>77.77</b>	<b>5745.15</b>	<b>1122.34</b>	<b>19.54</b>	
6.	PCPNDT	<b>56.32</b>	<b>26.57</b>	<b>47.17</b>	<b>10.00</b>	<b>1.82</b>	<b>18.20</b>	
7.	Other RCH	0.00	0.00	0.00	841.97	185.74	22.60	
	1. Bharari pathak							
	2. Mahir Ghar							
	3. Performance based Incentive under family planning							
	<b>Total RMNCH A+N Flexipool</b>	<b>39911.04</b>	<b>33647.08</b>	<b>84.31</b>	<b>39165.10</b>	<b>8625.36</b>	<b>22.03</b>	
7.	R. Immunization	6125.28	4578.88	74.75	6837.80	1866.66	27.30	
	<b>Grand Total</b>	<b>46036.32</b>	<b>38225.96</b>	<b>83.03</b>	<b>46002.90</b>	<b>10495.02</b>	<b>22.81</b>	

**Budget & Expenditure (Rs. In Lakhs)**

Year	RMNCH A+N PIP			RI PIP		
	Budget	Exp	%	Budget	Exp	%
<b>2021-22</b>	33843.86	25088.08	74.13	5071.97	2818.93	55.58
<b>2022-23</b>	96526.91	39393.56	40.81	11630.92	6218.79	53.47
<b>2023-24</b>	73694.53	41529.76	56.35	14038.76	7050.21	50.22
<b>2024-25</b>	39911.04	33647.08	84.31	6125.28	4578.88	74.75
<b>2025-26 (upto Sep. 2025)</b>	<b>39165.10</b>	<b>8625.36</b>	<b>22.03</b>	<b>6837.80</b>	<b>1866.66</b>	<b>27.30</b>

**Note :- Other than Programme Management & HR Exp.**

---

## 6. RMNCAH + N PROGRAMME

(Reproductive, Maternal, Newborn, Child, Adolescent Health and Nutrition)

### INTRODUCTION :-

#### Preamble :

**RMNCH+A** Program is being implemented in the state under the umbrella of NHM with a decentralized approach. The program aims at reducing MMR, IMR and TFR leading to Enhanced Reproductive and Child health status and population stabilization.

### Aims & Objectives :-

- Improving quality and outreach of RMNCH+A services.
- Improving organizational structure and management of State Health Department.

### RMNCH+A

Indicator	Current Status	
	India	Maharashtra
MMR **	88	36
U 5 MR *	29	16
IMR *	25	14
NMR *	19	11
TFR *	1.9	1.4

**Source : \* SRS Report 2023 (Pub-September 2025)**  
**\*\* MMR Bulletin & RGI Report 2021-2023**

### Implementation Strategies :-

To achieve the targets, State is implementing various Schemes under RCH PIP. These schemes involve activities mainly related to Maternal Health, Child Health, Family Planning, Adolescent Health, Implementation of PCPNDT Act, Tribal RCH. Overall strategies are as follows.

- Enhancing Quality and access of services by poorer.
- Streamlining Management System at Various levels.
- Streamlining of existing inbuilt, monitoring and evaluation system.
- Systematic provision of training inputs.
- Facilitating convergence with other Govt. Dept.
- Outsourcing of services where permanent functionaries is not available .
- Collaborating with NGO and external services viz. Unicef, UNFPA.
- Linking with private medical practitioners for specialized services.
- Women and community empowerment initiatives.
- Adolescent reproductive health initiative.

### Facilities providing Services :-

Services under all these Schemes are being provided through the network of Primary Health Centers, Sub Centers, Rural Hospital, Sub-District Hospitals, Woman Hospitals, District Hospitals, Hospitals under Municipal Corporations, Accredited Private Health Institutes.

### Manpower :-

Medical and Paramedical Personnel working in these institutes provide these Health Services. To maintain quality, training programs are conducted for these personnel regularly.

### Major activity in RMNCAH+N PIP 2025-26 :

**1. Maternal Health :-** Maternal Health is an essential component of Reproductive & Child Health Programme. Following program are being implemented in the state in the year 2025-2026 under RCH PIP Maternal Health Head.

- Janani Suraksha Yojana .
- Janani Shishu Suraksha Karyakram - In this program following free entitlements are provided to pregnant mothers and sick infants.
  - 1) Free transport services from home to institute, institute, to other institute & institute to home.
  - 2) Free diet services to mothers (3 days for Normal Deliveries and 7 days for C Section)
  - 3) Zero User Fees.
  - 4) Free deliveries and C section.
  - 5) Free diagnostics, medicines, Blood Transfusion.

● Janani Suraksha Yojana

● FRU

● Maternal Death Review

● Pradhan Mantri Surkshit Matrutwa Abhiyan.

● Pradhan Mantri Matru Vandana Yojna

## 2. Child Health :-

- Special New Born Care Unit.
- New Born Stabilization Unit (NBSU)
- Nutritional Rehabilitation Centre. (NRC)
- Child Death Review (CDR)
- Home Based Newborn Care Scheme (HBNC)
- Home Based Care for Young Child Scheme (HBYC)
- Organization of Bi Annual Rounds of De-worming and Vitamin A Supplementation.
  - Home Based Newborn Care Scheme
  - Management of Sepsis, Pneumonia and Diarrhea & LBW babies by ASHA by giving antibiotics.
  - Mother's Absolute Affection (MAA)
  - Anemia Mukht Bharat. (AMB)

## 3. Rashtriya Bal Swasthya Karyamram (RBSK) :

- RBSK aims at early detection and management of the "4Ds" (Defects at birth, Diseases in children, Deficiency condition and Developmental delays including disabilities) prevalent in children.
  - Mobility Support.
  - Stationary.
  - Operation cost of DEIC.
  - Communication Cost for MO/DPS/DEIC
  - Referral Support for Secondary/ Tertiary care.
  - Surgeries.

## 4. Tribal RCH :

The activities under this Head are being implemented in 16 Navsanjivani tribal Districts, namely Thane, Palghar, Raigad, Nashik, Dhule, Nandurbar, Jalgaon, Ahilyanagar, Pune, Nanded, Amravati, Yeotmal, Nagpur, Gondia, Chandrapur, Gadchiroli. This includes following activities :-

- Since year 2016-17 Medical Officers are being provided Rs. 18000/- per month through RCH PIP (NHM) funds and addition TSP Fund to Rs. 22000/- honorarium. Total Rs.40000/- honorarium.
- Monitoring of RCH Activities in Melghat area of Amravati District.
  - Hardship Allowance to ADHO & THO working in Melghat Area of Amravati District.
  - Special Residency CME for MO's in very remote tribal areas.

## 5. Routine Immunization Programme :

This programme is for reducing Morbidity and Mortality in children due to diseases preventable by vaccination with Polio, BCG, Hepatitis B, Measles and Rubella, Pentavalent, DPT, TD vaccines. This programme aims at Immunization of children & Pregnant mothers against communicable diseases like Diphtheria, Pertussis, Tetanus, Hepatitis B, Polio, Childhood Tuberculosis, Measles and Rubella, Hemo Influenza B, Pentavalent vaccine is launched in routine immunization programme on 22nd Nov. 2015 in Maharashtra.

Pentavalent vaccine protects against five potential killers - Diphtheria, Tetanus, Pertussis, Hib, and Hepatitis B. The immunization against these diseases produces immunity in infants, children & Pregnant mothers. The budget for this programme received from Government of India through NHM under Routine Immunization Head. Vaccine and AD syringes are also supplied by Govt. of India. Vaccine is given to the beneficiaries in Immunization sessions which are held at Health Institutes. Cold Chain is maintained during transport of vaccine to maintain potency of vaccine.

Injection IPV is introduced from 25th April 2016 in Routine Immunization Programme as per GOI instructions. This vaccination is given along with 1st & 3rd dose of OPV for the beneficiaries under 1 year of age. Switch for tOPV use to bOPV use has been done on 25th April 2016 in Maharashtra.

Japanese Encephalitis / (J.E.) vaccine is included in Routine Immunization . This vaccine is given in districts namely Amravati (including MC), Yavatmal, Nagpur, Bhandara, Gondiya, Washim, Gadchiroli, Latur and Beed district. Govt. of India has set a Goal to eliminate Measles and control Rubella/Congenital Rubella Syndrome by the year 2020.

Public Health Department Government of Maharashtra had conducted Measles Rubella Vaccination Campaign across Maharashtra on 27th November 2018 onwards, targeting nearly 2.90 crore children from 9 months to less than 15 years of age regardless of previous vaccination status.

## Rota Virus Vaccine:

Rotavirus vaccine is already introduced in the State of Maharashtra on 20 July 2019. This vaccine is given through oral syringes in 3 doses (2.5ml) at the age of 6th, 10th and 14th week in regular vaccine schedules.

## Td Vaccine:

As per GOI instructions Td vaccine is given instead of TT vaccine to all pregnant women, 10 years and 16 years children. Now TT vaccine is replaced by Td vaccine.

## Pneumococcal Conjugate Vaccine (PCV):-

The pneumococcal conjugate vaccine (PCV) has been introduced in the UIP to Protect children against pneumococcal diseases .PCV has been introduced in the State of Maharashtra from July 2021. PCV is given in three doses ( 2 primary doses and one booster) at 6 week, 14 weeks and 9 months of age.

## Pulse Polio Programme :

Pulse Polio Immunization programme was launched in 1995-96 to cover all children below the age group of 3 years. In order to accelerate the pace of polio eradication, the targeted group was increased up to 5 years of age group.

\* 2010 - Five virological positive case were detected in Maharashtra (Malegaon-4, Beed-1).

\* 2011 - There is no polio case detected in Maharashtra state.

## 6. Family Planning:

This includes following activities :-

- Organizing NSV Camps.
- Compensation grants for acceptors of Female Sterilization and Vasectomy.
- Workshop for owners of Accredited Private Hospitals to orient them regarding implementation Family Welfare Program & Family planning Insurance Scheme.
- Transport support for sterilization cases and Operating Surgeons.
- Repairs of Laparoscopes.
- Celebration of World Population Day on 11th July.
- Family Planning Indemnity Scheme.
- Implementation of newer contraceptive (DMPA) & weekly Centchroman Pill (Chhaya).

## 7. ADOLESCENT HEALTH / RSKS (Rashtriya Kishore Swasthya Karyakram):

Adolescents (age 10-19) constitute over 23% of the population in Maharashtra; Adolescence is a phase of rapid physical growth, Psychosocial development and sexual transformation. Adolescents are not a homogenous group but, depending upon the region, culture, sociopolitical and economic background, have diverse educational career, social, behavioral, developmental and health needs. Activities for this group are as follows,

- ARSH Clinics along with support for outreach activities at 1171 health Institutes.
- Appointment of counselors at DH.
- Weekly Iron Folic Acid supplementation Scheme
- Establishment of new clinics
- Promotion of Menstrual Hygiene in Adolescents Girls Under this Program sanitary napkins are provided at Low cost.
- Mobility Support for AH/ICTC counselors.
- Non financial Incentives for each Peer Educators.
- IEC.
- Adolescent Friendly Club at sub-centre level.
- Organizing Adolescent Health day.
- Writing slogans on walls, Printing WIFS Registers, Reporting Formats.

## 8. PCPNDT :

This includes following activities.

- "Providing financial assistance to the woman present each decoy case, to ensure her presence for the legal proceedings and to facilitate the completion of the legal process"
- Operationalize PCPNDT Cell at State Level.
- Orientation of Appropriate Authorities on PCPNDT ACT.
- Support for Sting operations in district and corporation area.
- Provision of Transport Expenses for witness support participated in PCPNDT Court Cases.
- Support for district level inspection team.
- District level Orientation Workshops for Appropriate Authorities
- Award to informers about Sonography Center practicing illegal sex determinations.
- Support of State and Regional Vigilance Squad.

- Complaint registration on helpline and website [www.amchimgulgi.gov.in](http://www.amchimgulgi.gov.in).

## 9. Surrogacy and Assisted Reproductive Technology :

- The Surrogacy (Regulation) Act came into force on 25 December 2021 and the Assisted Reproductive Technology (Regulation) Act came into force on 18 December 2021.
- State level Surrogacy and Assisted Reproductive Technology Cell was established.
- National Registry Portal has been started by Central Government of India. ART and Surrogacy cell has been established at State level.

### Fees Structure as per ART & Surrogacy Act 2021 Registration fee-

1) Assisted Reproductive Technology Bank	Rs. 50,000/-
2) Assisted Reproductive Technology Centre Level 1	Rs. 50,000/-
3) Assisted Reproductive Technology Centre Level 2	Rs. 2,00,000/-
4) Surrogacy Centre	Rs. 2,00,000/-

### Statutory Board / Committee -

- The State Board has been constituted for the implementation of Surrogacy (Regulation) Act and the Assisted Reproductive Technology (Regulation) Act in the State and the Assisted Reproductive Technology (Regulation) Act, 2021 as per the instructions of the Central Government.

● As per the decision in the meeting of the State Board on 13/12/2022, State Appropriate Authorities were appointed under the Assisted Reproductive Technology (Regulation) Act 2021 and the Surrogacy (Regulation) Act 2021.

● Also as per the Surrogacy (Regulation) Act and the Assisted Reproductive Technology municipal corporations have been appointed by the government as the appropriate authority in a notification published in the Maharashtra Government Gazette.

● As per the decision in the meeting of the State Board on 13/12/2022, an expert committee was constituted at the regional level to conduct the inspection on behalf of the State Board.

- State Appropriate Authority meeting is held every month.
- Interim Renewal Guidelines are received for Surrogacy Centers by Government of India on 15/10/2025.
- Total 771 ART and Surrogacy Centres are registered under this act till November 2025.

## 10. Training:

Various types of trainings for Medical and Para Medical workers being organized. They cover trainings under Maternal Health, Child Health, Family Planning, ARSH and other RCH activities. These training include Skilled attendance at Birth, BEmOC, CEmOC, ARSH training for ANMs/LHVs/AWWs/ASHA, Laproscopic Sterilization Training, Minilap Training, IUD Training, IMNCI Training, RTI/STI Training.

**11. Programme Management :-**

This includes payment of contractual staff both at State and district level. Provision of equipments, furniture, mobility support for DPMU Staff, Audit program.

**12. Vulnerable Group:**

Vulnerable Group means vulnerable communities such as SC/ST and BPL populations living in targeted Rural areas and not covered by Urban RCH programmes and Tribal RCH Programmes. Mainly these are Migratory populations of Labours, not living in slums. This includes following activities

- RCH outreach camps for migratory sugarcane cutters in 25 districts having Co-Operative Sugar Factories.
- Health Checkup of Migrant brick workers

**12. RMNCAH+N-- PIP Budget Allocation : (2025-26)**

NHM PIP includes Major Heads such as, Maternal Health, Child Health, Nutrition, Family Planning, RKSK, RBSK, PCPNDT and Routine Immunization.

* District	--	Rs. 24139.23 Lakhs
* Corporations	--	Rs. 3641.71 Lakhs
* HFWTCs	--	Rs. 42.36 Lakhs
* DDHS	--	Rs. 28.98 Lakhs
* State HQ	--	Rs. 18150.61 Lakhs
<b>* Total State Allocation (RCH PIP)</b>	<b>--</b>	<b>Rs 46002.90 Lakhs</b>

**Allocation wise expenditure of NHM & RI PIP by the end of October 2024 is as follows.**

PIP	Approved PIP. 2025-26 (Rs.In Lakhs)	Expenditure						Rs. in Lakhs	
		District	Corp	HFWTC	DDHS	State (HQ)	Total	%	
(RMNCH+A)	46002.90	9694.67	1272.86	0.36	2.19	1035.50	12005.59	26.10	
		2024-25				2025-26 (upto Oct. 2025)			
Sr. No.	Activity	Annual Outlay	Exp.	%	Annual Outlay	Exp.	%		
1.	<b>Maternal Health</b>								
	a) JSY	4070.56	4412.78	108.41	4269.71	2079.78	48.71		
	b) JSSK	11703.84	8726.63	74.56	7913.52	1101.64	13.92		
	c) Laqshya	477.30	103.53	21.69	0.00	0.00	0.00		
	d) RCH Portal/Anmol / MCTS	483.18	177.85	36.81	446.50	105.35	23.59		
	e) Other MH	3175.56	1765.36	55.59	2453.49	909.29	37.06		
	<b>Total Maternal Health</b>	<b>19910.44</b>	<b>15186.15</b>	<b>76.27</b>	<b>15083.22</b>	<b>4196.06</b>	<b>27.82</b>		
2.	<b>Child Health+Nutrition</b>	<b>10377.10</b>	<b>11326.18</b>	<b>109.15</b>	<b>12677.63</b>	<b>2955.16</b>	<b>23.31</b>		
3.	<b>Family Planning</b>	-	-	-	-	-	-		
	a) Family Planning Compensation	1610.28	1230.79	76.43	1765.76	463.15	26.23		
	b) Family Planning (Excluding Compensation)	1024.62	828.09	80.82	750.06	370.45	49.39		
	<b>Total Family Planning</b>	<b>2634.90</b>	<b>2058.88</b>	<b>78.14</b>	<b>2515.82</b>	<b>833.60</b>	<b>33.13</b>		
4.	AH/RKSK	2297.59	1444.90	62.89	2291.31	268.25	11.71		
5.	RBSK / DEIC	4634.69	3604.40	77.77	5745.15	1366.64	23.79		
6.	PCPNDT	56.32	26.57	47.17	10.00	1.59	15.90		
7.	<b>Other RCH</b>	<b>0.00</b>	<b>0.00</b>	<b>0.00</b>	<b>841.97</b>	<b>234.52</b>	<b>27.85</b>		
	1. Bharari pathak								
	2. Mahir Ghar								
	3. Performance based incentive under family planning								
	<b>Total RMNCH+A Flexipool</b>	<b>39911.04</b>	<b>33647.08</b>	<b>84.31</b>	<b>39165.10</b>	<b>9855.82</b>	<b>25.16</b>		
8.	R. Immunization	6125.28	4578.88	74.75	6837.80	2149.76	31.44		
	<b>Grand Total</b>	<b>46036.32</b>	<b>38225.96</b>	<b>83.03</b>	<b>46002.90</b>	<b>12005.59</b>	<b>26.10</b>		

**Budget & Expenditure (Rs. In Lakhs)**

Year	NHM PIP			RI PIP		
	Budget	Exp	%	Budget	Exp	%
<b>2020-21</b>	54921.55	23284.78	42.40	9187.38	6100.12	66.40
<b>2021-22</b>	33843.86	25088.08	74.13	5071.97	2818.93	55.58
<b>2022-23</b>	96526.91	39393.56	40.81	11630.92	6218.79	53.47
<b>2023-24</b>	73694.53	41529.76	56.35	14038.76	7050.21	50.22
<b>2024-25</b>	39911.04	33647.08	84.31	6125.28	4578.88	74.75
<b>2025-26 (till Oct. 2025)</b>	<b>39165.10</b>	<b>9855.82</b>	<b>25.16</b>	<b>6837.80</b>	<b>2149.76</b>	<b>31.44</b>

Note :- 1) Other than Programme Management & HR Exp.

---

**RMNCAH+N+A Program -  
Health information Management System (HMIS)**

Sr. No.	Indicator	RMNCAH+N Year 2024-25			RMNCAH+A Year 2025-26 (Upto October 2025)		
		Annual ELA	Performance	%	Annual ELA	Performance	%
<b>MATERNAL HEALTH</b>				<b>MATERNAL HEALTH</b>			
1	Total ANC Registration	2131920	2219341	104	2131920	1356780	64
2	ANC Reg<12 wks	1918728	1962942	102	1918728	1168141	61
3	PW given TT2/ Booster	2131920	2081876	98	2131920	1215209	57
4	PW given IFA 180	2131920	2423941	114	2131920	1535516	72
5	PW received 4 or more ANC Checkup	2131920	2314404	109	2131920	1382971	65
6	ANC with Severanaemia (Hb<7) tested at institution	2219341	86795	4	1356780	52192	4
7	ANC with Severanaemia (Hb<7) treated at institution	86795	84425	97	52192	49532	95
8	High Risk ANC	2219341	577921	26	1356780	339118	25
9	Home Deliveries	1371013	2321	0	767102	1491	0
10	Institutional Deliveries ( Public + Private)	1371013	1368692	100	767102	765611	100
11	Total Deliveries	1926595	1371013	71	1926595	767102	40
<b>CHILD HEALTH</b>				<b>CHILD HEALTH</b>			
12	Live Birth	1918920	1374336	72	1918920	771761	40
13	Still Birth	--	12680	--	--	8438	--
14	Breast feeding - new borns within 1st hours	1374336	1250255	91	771761	692864	90
15	New borns -Live Birth weight taken	1374336	1313923	96	771761	733564	95
16	Low Birth Weight babies (weight <2.5kg)	1313923	2271113	17	733564	135067	18
<b>ROUTINE IMMUNIZATION</b>				<b>ROUTINE IMMUNIZATION</b>			
17	BCG dose under 1 year	1918920	1989260	104	1918920	1156603	60
18	OPV 3 dose given under 1 year	1918920	1917667	100	1918920	1064389	55
19	Pentavalent 3 dose	1918920	1918300	100	1918920	1064460	55
20	Measles Rubella (MR) 1st dose at 9-12 months	1918920	1946372	101	1918920	1105828	58
21	Fully Immunisation	1918920	1645759	101	1918920	1112821	50
22	Measles Rubella (MR) 2nd Dose	1888868	1904549	101	1888868	1065862	56
23	DPT Booster	1888868	1895244	100	1888868	1068956	57
24	OPV Booster	1888868	1905264	101	1888868	1071848	57
<b>FAMILY PLANNING</b>				<b>FAMILY PLANNING</b>			
25	Total Sterilization	510000	308295	60	510000	142359	28
26	Total Female Sterilization (Total Tubectomy)	460000	300984	65	460000	140085	30
27	Vasectomy	50000	7311	15	50000	2274	5
28	IUD	500000	445524	89	500000	247241	49
29	Post Partum IUCD *	430000	170967	40	430000	94682	22



## 7. CHILD HEALTH

### Child Treatment Centre and Nutrition Rehabilitation Centre :-

Under 13th finance commission total 27 CTCs are established in the State. Moderately Malnourished children (MAM) and severely Malnourished children (SAM) in tribal region having medical problems are admitted in Hospital for 14 days. Admitted Malnourished children are examined and treated by Medical officer. Therapeutic diet is given to the children. Loss of Daily wages is given to the mother. Following table shows the year wise performances of CTCs.

Year	No. of Children Admitted & Rreated	No. of Children improved & Discharged	Budget approved (Rs.in Lakhs)
2015-16	553	334	Rs.334.80
2016-17	2370	1899	
2017-18	2022	1599	Rs.274.80
2018-19	1387	1127	
2019-20	1418	1192	Rs. 36.13
2020-21	415	319	Rs. 22.82
2021-22	872	637	
2022-23	1731	1508	
2023-24 Up to Sept. 2024)	1937	1764	Rs. 477.60/-

\* From 2024-25, all CTCs are converted to NRCs.

### Nutrition Rehabilitation Centre (NRC) :-

In State, 82 NRCs are established in all districts hospital/sub district hospital level. Severely sick malnourished children (SAM) are admitted in Nutrition Rehabilitation Centers. At NRC,medical & nutritional treatment for 14 days is given to the children. Also the mother of the child is given diet and is taught recepies for preparation of Nutritious diet at home. Lose of Wages given to mother.

### Nutrition Rehabilitation Centre (NRC)

Year	No. of Children Admitted & treated	No. of Children improved & Discharged	Budget Apporoved (Rs. in Lakhs)
2015-16	2750	2426	Rs.99.90/-
2016-17	4535	3652	Rs.191.40/-
2017-18	6043	5243	Rs.198.90/-
2018-19	6656	5670	Rs.204.75/-
2019-20	7045	6301	Rs.258.31/-
2020-21	2513	2117	Rs.288.60/-
2021-22	4706	4054	Rs.341.63/-
2022-23	7079	6348	Rs.399.50/-
2023-24	6343	5725	Rs.399.50/-
2024-25	9073	7878	Rs.367.40/-
2025-26 Up to Oct. 2025)	4821	4306	Rs.425.96/-

### Special New Born Care Units (SNCU)

In the State, 62 SNCUs are established at districts hospital/Womens Hospital/sub district hospital. Special New Born Care Units (SNCU) for sick neonates are established in 18 Civil Hospitals, 15 Women Hospitals, 16 Sub-Districts Hospitals, 3 General Hospitals, 1 Govt. Medical College, 1 Rural Hospital & 8 Corporation Hospital. In 62 SNCU total 1298 beds are functional. In SNCUs sick neonates born in hospital or referred from outside are admitted. These are specialized newborn care units at district hospitals with specialized equipments, which include radiant warmer, phototherapy unit, infusion pumps, CPAP machine and monitors. These units have a minimum of 12 beds with a staff of 1 Pediatrician 2 Medical Officers, 1 Incharge sister, 12 staff nurses, 1 Data entry Operator and 4 support staff a total of 21 Staff. These units provide round the clock services for a newborn requiring special care such as managing newborn with Sepsis, LBW Babies, Asphyxia, Hypoglycemia, Neonatal Jaundice, Prevention of Hypothermia, prevention of infection, exclusive breast feeding, post natal care and referral services .

Year wise State performance & budget approved for SNCU is as follows:

### Special New Born Care Units - (SNCU)

Year	No. of Children Admitted & treated	No. of Children improved & Discharged	Budget Apporoved (Rs. in Lakhs)
2015-16	49856	38297	Rs. 430/-
2016-17	50373	39298	Rs. 360/-
2017-18	54899	43855	Rs. 360/-
2018-19	54974	43974	Rs. 410/-
2019-20	57034	45709	Rs. 545/-
2020-21	45233	35992	Rs. 704.61/-
2021-22	51962	41504	Rs.698.55/-
2022-23	64059	52121	Rs.775.00/-
2023-24	67051	55162	Rs.785.00/-
2024-25	69946	42077	Rs.510.00/-
2025-26 (Up to Oct 25)	45376	35317	Rs.349.15/-

### Child Death Audit

Infant and Child Death Investigation is conducted by Medical Officer & review taken by DHO & CS. This is done to identify gaps and resolve them.

Following table shows the year wise performance of CDA.

Year	Child Death Audit Done	Approved Budget (Rs.in lakhs)
2015-16	10579	Rs. 13.80/-
2016-17	14368	Rs. 17.00/-
2017-18	13772	Rs. 30.00/-
2018-19	15424	Rs. 32.00/-
2019-20	14208	Rs. 32.00/-
2020-21	13357	Rs. 32.00/-
2021-22	12395	Rs. 32.00/-
2022-23	17150	Rs. 45.75/-
2023-24	14015	Rs. 88.51/-
2024-25	13788	Rs. 27.30/-
2025-26( Up to Oct. 25)	7512	Rs. 23.77/-

### Vitamin "A" programme :-

Vitamin "A" is given in Rural and Urban areas of all district in Maharashtra. In this programme, Vitamin "A" is given to all children between 9 months to 5 years .Currently vitamin A supplementation is given through routine immunization program.

Following table shows the year wise performance of Vit A

Year	Vitamin "A" Drive		
	Exp. Beneficiaries	Performance	%
Vit. A Round (February 17)	8347113	7777319	93
Vitamin A Round ( Nov.17)	7772159	6915073	89
Vitamin A Round (Aug 18)	8381772	7827080	93
Vit. A Round (March 19)	8748223	7959539	91

Year	Target	VitaminA Dose - 1	%	Target	VitaminA Dose - 1	%	Target	VitaminA Dose - 1	%
2022-23	1927480	1950540	101	1894148	1479013	78	2103520	1581686	75
2023-24	1904310	1846139	97	1474436	1454594	78	2119800	1513108	71
2024-25	1918920	1865330	97	2149935	1565824	73	2136063	1592141	75
2025-26 upto Oct.	1918920	879185	45.8	2149935	715852	33	2136063	722622	34

**Year wise Budget approved for Vit.A is as follows :-**

Year	Approved Budget ( in lakhs)
2015-16	Rs. 40.18/-
2016-17	Rs. 40.02/-
2017-18	Rs. 58.04/-
2018-19	Rs. 58.04/-
2019-20	Rs. 28.00/-
2020-21	Rs. 60.14/-
2021-22	Rs. 60.14/-
2022-23	Rs. 320.15/-
2023-24	Rs. 320.15/-
2024-25	Rs. 196.01/-
2025-26	Rs. 301.56/-

- **New Born Stabilization Unit (NBSU)**

At present 197 Newborn Stabilization Units are functional in the state. NBSUs are established for providing facilities for neonates with mild to moderate medical illnesses. These are being set up in First Referral Units (FRUs) and Rural Hospital. These units

provide services, which include resuscitation, provision of warmth, early initiation of breast feeding, prevention of infection, supporting care including oxygen, IV fluids, Radiant Warmer, Phototherapy Unit and referral services.

Year wise State performance of **NBSU** is as follows

<b>New Born Stabilization Units (NBSU)</b>		
Year	No. of Children Admitted & Treated	Budget approved (Rs. in Lakhs)
2017-18	27251	Rs. 83.00/-
2018-19	23495	Rs. 90.00/-
2019-20	26197	Rs. 90.00/-
2020-21	21819	Rs. 96.50/-
2021-22	20165	Rs. 97.50/-
2022-23	27437	Rs. 102.50/-
2023-24	29687	Rs.102.50/-
2024-25	29461	Rs.35.54/-
2025-26 (up to Oct. 25)	12717	Rs. 26.30/-

- **Up Scaling of Kangaroo Mother Care (KMC)**

**In Health Facility :**

Every SNCU Doctor and Staff Nurse has been given a detailed guideline and training for implementing Kangaroo

Mother Care in the Units. All units have also been provided special chairs so that every mother/care taker of the new born can practice KMC continuously for pre term and low birth weight babies.

Year	No. of Children given KMC		Budget approved (Rs. in Lakhs)
	During hospital stay	During follow up visit	
2017-18	19793	14058	Rs. 15.75/-
2018-19	25602	19607	Rs. 15.75/-
2019-20	23674	20005	Rs. 26.25/-
2020-21	17367	17721	Rs. 23.75/-
2021-22	28631	19382	Rs. 24.35/-
2022-23	34276	24165	Rs. 25.00/-
2023-24	35322	25348	Budget include in SNCU Operational Cost budget.
2024-25	39274	26756	
2025-26 (Up to Oct. 25)	23082	15090	

- **Intensified Diarrhea Control Fortnight :**

As per GOI guidelines IDCF is implemented as Stop Diarrhoea Campaign in July & August month, the aim to achieve zero deaths due to Diarrhea. In this strategy every

house with child less than 5 yrs of age given one ORS packets prophylactic through house to house visits by ASHA's. Every facility AWC to District Hospitals ORT corners are established.

<b>Intensified Diarrhea Control Fortnight</b>		
<b>Year</b>	<b>No. of ORS packets given by ASHA</b>	<b>Budget approved (Rs. in Lakhs)</b>
2017-18	2444700	Rs. 814.28/-
2018-19	4170458	Rs. 666.68/-
2019-20	5267001	Rs. 1033.00/-
2020-21	4533668	Rs. 401.75/-
2021-22	6686464	Rs. 811.15/-
2022-23	7500952	Rs. 525.48/-
2023-24	--	Rs. 500.48/-
2024-25	59886*	Rs. 433.70/-
2025-26	82166*	Rs. 531.10/-

- **Mother Absolute Affection (MAA)**

MAA – Mothers' Absolute Affection, a nation-wide program for promoting Infant & Young child feeding practices.

The goal of the MAA Program is to enhance optimal breastfeeding practices, which includes early initiation of breastfeeding within one hour of birth, exclusive breastfeeding for the first six months, and continued breastfeeding for at least two years, along with feeding of safe and appropriate nutritious food on completion of six months.

Under this program various activities like IEC, mother meeting for pregnant and lactating mothers at community level by ASHA, training of health care practices in IYCF and monitoring & evaluation are carried out.

- **Mother Meeting :**

Mother meeting is one of the components of MAA program during which ASHA gives training and counseling to all pregnant and lactating mother about breastfeeding and complementary feeding with demonstration

<b>Mother Absolute Affection (MAA)</b>			
<b>Year</b>	<b>No. of mother's meeting conducted</b>	<b>No. of pregnant &amp; lactating attended monthly meeting</b>	<b>Budget approved (Rs. in Lakhs)</b>
2017-18	482248	4169321	Rs. 360.00/-
2018-19	578288	5511612	Rs. 364.27/-
2019-20	1146994	7747447	Rs. 377.20/-
2020-21	1471385	7412847	Rs. 263.35/-
2021-22	2570275	12583820	Rs. 333.10/-
2022-23	1973464	10116611	Rs. 419.28/-
2023-24	1674241	8436907	Rs. 472.38/-
2024-25	2186447	10605478	Rs. 165.06/-
2025-26 (Up to Oct. 25)	1264935	5549875	Rs. 223.55/-

- **Anemia Mukh Bharat:-**

As per Gol guidelines Iron Folic Acid Supplementation and de-worming tablets are given to children (6 months to 59 months) and children (5-9 years). This program is implemented throughout the State: Bi-weekly IFA syrup to children 6 month – 59 months and weekly IFA tablets (Pink tablet) to children (5-9 years) and bi-annual de-worming to children 1-19 years is part of this program which lays a renewed emphasis on tackling high prevalence of anaemia comprehensively across age groups.

**In the year 2025-26 total budget Rs.1732.42 Lakhs is approved.**

- **Management of Sepsis, Pneumonia, and Diarrhea & LBW babies by ASHA by giving antibiotics.**

All children in the high IMR blocks are followed regularly. During monsoon season, these blocks are inaccessible. Therefore management of low birth weight, pneumonia, diarrhea, and sepsis in 0 to 2 years children is done by giving antibiotics and other medicines by ASHA workers after special training for the same. As per need, Asha transfers children to nearest health facilities.

In the year 2025-26, total budget Rs.10.12 lakh is sanctioned.

### Management of Sepsis, Pneumonia and Diarrhea & LBW babies by ASHA

Year	No. of children treated by ASHA	Budget approved (Rs. in Lakhs)
2017-18	10738	--
2018-19	22141	Rs. 19.20/-
2019-20	19692	Rs. 19.20/-
2020-21	25526	Rs. 19.20/-
2021-22	17448	Rs. 19.20/-
2022-23	14993	Rs. 84.00/-
2023-24	13979	Rs. 84.00/-
2024-25 till Nov.24	15640	Rs. 77.60/-
2025-26 (up to Oct. 25)	9630	Rs. 10.12/-

#### • Social Awareness & Action to Neutralize Pneumonia Successfully (SAANS):-

Childhood Pneumonia continues to be the topmost infectious killer among under-five children, contributing to 16.3 percent of under five deaths in the country. Mortality due to pneumonia is strongly linked to malnutrition, poverty and inadequate access to health care. Considering above facts SAANS initiative has been launched by Ministry of Health and Family Welfare, New Delhi in order to reduce child deaths due to childhood Pneumonia.

SAANS Initiative is being implemented in the all districts of the State in which Community based and facility based management is provided through PPT approach i.e. Protect, Prevent and Treat. In the year 2025-26, budget of Rs.10 lakh is sanctioned and distributed to State IEC Bureau.

**In the year 2024-25 total budget Rs. 23.86 Lakhs is approved.**

#### Comprehensive Lactation Management Centers (CLMC)

With the aim of providing mothers milk to all neonates in NICU/SNCU, CLMCs are established. Sick newborns are admitted in the NICU/SNCU. Because of illness of mother or inability to breastfeed because of any reason, they are not able to have access to mother's milk, which is essential for the development of the newborn. Therefore, if mother's milk is available to children in time, it will help in their growth, increase in immunity and development. Hence, CLMCs are established in the state as per guidelines of government of India.

In these centers, mothers counseling is done, Donor human milk (DHM) is collected, microbiologically tested, processed, stored and distributed. The milk is given to mothers own neonates or to other neonate who doesn't have milk from their mother.

Year wise State performance of CLMC is as follows

Sr. No.	Year	Number of functional CLMCs	No. of Newborns / infants benefited	Budget approved (Rs. in Lakhs)
1	2022-23	3	6880	Rs. 35.28/-
2	2023-24	7	12955	Rs. 40.10/-
3	2024-25	8	13099	Rs. 25.08/-
4	2025-26 (Up to Oct. 25)	8	4200	Rs. 19.65/-



## 8. RASHTRIYA BAL SWASTHYA KARYAKRAM (RBSK)

### Introduction :-

Rashtriya Bal Swasthya Karyakram (RBSK) was launched in **2013** to protect and promote child health which seeks to put together a systematic approach to child health screening and early intervention. The program aims at early detection and management of the '4Ds' (Defects at birth, Diseases in children, Deficiency conditions and Developmental delays including disabilities) prevalent in children.

Rashtriya Bal Swasthya Karyakram covers over 2 crores children from 0-18 years of age in Maharashtra. Biannual Regular health screening of pre-school children up to 6 years of age using Anganwadi as a platform is an essential component. Moreover, children from 6 to 18 years of age studying in Government and Government aided schools are screened once a year by mobile health teams. All those children who has been screened for 4 D's receives follow-up, referral support and treatment including surgical interventions at FRUs or tertiary level free of cost under this program.

RBSK Teams are placed at Taluka at RH/SDH/DH level under supervision and monitoring of Medical superintendent or Civil Surgeon.

Under RBSK, in Maharashtra State total **1196** teams are approved in PIP 2024-2026. Total **1110** teams are functional in Maharashtra in rural and corporation areas of Maharashtra & **55** teams are in functional in Gr.Mumbai. Also **31** teams are working for ashram schools screening in tribal districts.

**DEIC** is one of the crucial programme and it is for Intellectual, Psychological and Physical development and treatment of children between 0 to 18 Yrs. age, referred from anganwadis and schools.

At present DEIC's are established in **34** districts. These DEIC's are under their respective civil surgeons supervision and all required equipments are provided from district as well as state level.

There is a staff of **14** employees in each DEIC which includes DEIC Manager, Pediatrician, Medical Officer, Dentist, Occupational Therapist/ Physiotherapist, Audiologist cum Speech Therapist, Psychologist, Ophthalmologist, MSW, Special Educator, Lab Technician, Dental Technician, Data Entry Operator and Staff Nurse. Referred children to these DEICs, get treatment from specialists by which their intellectual, Psychological and Physiological skills develop.

### Anganwadi Performance :

Year	Phase	AWC target	AWC checked	% of AWC checked	Target of AWC children	Number of Children screened	% of children screened
2016-2017	Phase 1	103158	101580	98%	7352000	6492638	88%
	Phase 2	104435	102583	98%	7313333	6558301	90%
2017-2018	Phase 1	103344	98029	95%	7274543	6220498	86%
	Phase 2	103299	101790	99%	7340187	6640800	90%
2018-2019	Phase 1	103710	101647	98%	7095940	6355316	90%
	Phase 2	103777	103037	99%	7035376	6471267	92%
2019-2020	Phase 1	103216	101063	98%	6988223	6291932	90%
	Phase 2	103303	96565	93%	8045067	7108027	88%
2020-2021	Phase 1	0	0	0	0	0	0
	Phase 2	0	0	0	0	0	0
* 2021-2022	Phase 1	104241	38839	37%	6964152	2020310	29%
	Phase 2	104125	93188	89%	6951831	5570399	80%
2022-2023	Phase 1	109643	107052	98%	7469054	6704255	90%
	Phase 2	110250	109931	100%	7467009	6973416	93%
2023-2024	Phase 1	111472	100469	90%	7381897	6355279	86%
	Phase 2	110880	107969	97%	7317855	6740071	97%
2024-2025	Phase 1	110946	110171	99%	7184641	6761776	94%
	Phase 2	111086	110076	99%	7142151	6775940	95%
2025-2026 (Till Sept. 25)	Phase 1	111561	91285	82%	6811886	5378372	79%

**Note\*- Indicates COVID Pandemic year.**

**School Performance :**

<b>Year</b>	<b>School Target</b>	<b>School checked</b>	<b>% of School checked</b>	<b>School children target</b>	<b>School children checked</b>	<b>% of School children screened</b>
2016-2017	84828	84120	99%	13115452	12383500	94%
2017-2018	85473	84804	99%	12135677	11424012	94%
2018-2019	84437	83810	99%	12762658	12124428	95%
2019-2020	85386	83034	97%	12243753	11396951	93%
* 2020-2021	78354	18685	24%	11444762	2412473	21%
2021-2022	84011	77328	92%	12428797	10235998	82%
2022-2023	86570	86247	100%	12768316	12203808	96%
2023-2024	85729	84402	98%	12790628	12206627	95%
2024-2025	85781	85404	100%	12714645	12265262	96%
2025-2026 (Till Sept. 25)	86406	27114	31%	12703069	3971703	31%

**Referral Performance :**

<b>Year</b>	<b>Total No 0-6 years referred</b>	<b>Total No of 0-6 years referral completed</b>	<b>% of referral completed</b>	<b>Total No of 6-18 Years referred</b>	<b>Total No of 6-18 years referral completed</b>	<b>% of Referral Completed</b>
2016 - 2017	40258	36624	91%	91601	86723	95%
2017 - 2018	38211	32520	85%	112962	99595	88%
2018 - 2019	78287	73449	94%	188225	176819	94%
2019 - 2020	182834	169027	92%	360069	334537	93%
*2020 - 2021	9343	7449	80%	58347	51294	88%
2021 - 2022	113577	110954	98%	189850	186103	98%
2022 - 2023	204974	200543	98%	434010	424182	98%
2023-2024	235609	229067	97%	519911	509835	98%
2024-2025	331379	326903	99%	666978	659921	99%
2025-2026 (Till Sept. 2025)	216783	211464	98%	234565	222586	95%

**• Heart Surgery Performance :**

<b>Year</b>	<b>Confirmed cases for Surgery</b>	<b>Number of Surgery</b>	<b>% of Surgery Conducted</b>
2016 - 2017	3234	2143	66%
2017 - 2018	2901	1836	63%
2018 - 2019	1894	1219	64%
2019 - 2020	3429	2340	68%
*2020 - 2021	751	549	73%
2021 - 2022	2294	2102	92%
2022 - 2023	4161	3839	92%
2023 - 2024	3435	3334	97%
2024-2025	3226	3158	98%
2025-2026 (Till Sept. 2025)	1018	1005	99%

**• Other Surgery Performance :**

<b>Year</b>	<b>Confirmed Cases for surgery</b>	<b>Number of surgery conducted</b>	<b>% of surgery conducted</b>
2016-2017	15773	13744	87%
2017-2018	15255	13400	88%
2018-2019	9249	8030	87%
2019-2020	26131	23832	91%
*2020-2021	3188	2955	93%
2021-2022	12240	11963	98%
2022-2023	30734	30269	98%
2023-2024	33085	32801	99%
2024-2025	39655	36560	100%
2025-2026 (Till Sept. 2025)	11699	11642	100%

**• Year wise approved budget**

<b>Year</b>	<b>Rs. in Lakhs</b>
2016-2017	Rs. 4168.00/-
2017-2018	Rs. 4251.00/-
2018-2019	Rs. 3158.23/-
2019-2020	Rs. 4590.71/-
2020-2021	Rs. 8314.47/-
2021-2022	Rs. 7798.80/-
2022-2023	Rs. 10336.18/-
2023-2024	Rs. 6672.24/-
2024-2025	Rs. 8072.80/-
2025-2026	Rs. 6829.67/-



## 9. ROUTINE IMMUNISATION PROGRAMME

### Introduction :-

• Routine immunization Programme is being implemented for reducing morbidity and mortality in children due to diseases preventable by vaccination with use of Pentavalent, DPT, Polio, BCG, Hepatitis B, Measles and Rubella , & TT vaccines.

• This programme aims at immunization of children & pregnant women against communicable diseases like Diphtheria, Pertussis, Tetanus, Hepatitis **B**, **Polio**, childhood Tuberculosis, Haemophilus Influenzae type B and Measles & Rubella.

• The budget for this programme is provided from Government of India as part of NRHM under Routine Immunization Head. Vaccines and AD syringes are supplied by Govt. of India.

• Vaccines are given to the beneficiaries in immunization sessions, which are held at Health Institutes and at outreach sites, free of cost. Cold Chain is maintained during transport of vaccine to maintain potency of vaccine.

• Japanese Encephalitis (J.E.) vaccine is included in routine immunization in some districts like Amravati (including MC), Yavatmal, Nagpur, Bhandara, Gondiya, Washim, Gadchiroli, Latur and Beed.

• Pentavalent vaccine is included in Routine Immunization programme on 22nd November 2015 in Maharashtra. Pentavalent vaccine protects against five potential killers - Diphtheria, Tetanus, Pertussis, Hib, and Hepatitis B.

### Polio Eradication Programme

• Pulse Polio Immunization campaign was started in 1995 with the aim to eradicate Poliomyelitis.

• Children below 5 years of age irrespective of earlier receipt of number of doses of polio vaccine are immunized at National Immunization Day all over India and Sub National Immunization Day in selected areas.

• The members of the Global Commission for the Certification of Poliomyelitis Eradication have certified & declared on 20th September 2015 that indigenous wild poliovirus type 2 has been eradicated worldwide.

• On 27th March 2014 India was declared polio free by WHO.

• Polio Eradication & Endgame strategy plan declared by WHO (2013-18) has been adopted in India & Maharashtra which includes -

• Last NID round by using tOPV was conducted on 17th January & 21st Feb. 2016 in Maharashtra.

• Injection IPV is introduced from 25th April 2016 in Routine Immunization Programme as per GOI instructions. This vaccination is given along with 1st & 3rd dose of OPV for the beneficiaries under 1 year of age.

• On 03 rd January 2024 National pulse polio Immunization campaign was conducted.

• In year 2024-2025 One round of Sub National pulse polio Immunization campaign is conducted in month of December 2024.

### • Rota Virus Vaccine :

• Rotavirus infections , is the leading cause of severe diarrhea among young children. Due to diarrhea, the amount of water and salt in the body can decrease, so that the children get sick or die seriously. Rotavirus infections spreads due infectious hand, eating unhygienic food and infectious water. Due to the introduction of Rotavirus vaccine, it is possible to increase immunity in children and decrease death due to diarrhea. Rotavirus vaccine is introduced in State of Maharashtra on Dt.20th July 2019 for which Trainings, Guidelines and vaccine distribution is provided in entire State.

This vaccine is given through oral syringes in 3 doses (2.5ml)at the age of 6th, 10th and 14th week in regular vaccine schedules.

### Td Vaccine :

• As per GOI instructions for giving the Td vaccine instead of TT vaccine to all pregnant women, 10 years and 16 years children. Now TT vaccine replace by Td vaccine.

### Pneumococcal Conjugate Vaccine (PCV) :

The pneumococcal conjugate vaccine (PCV) has been introduced in the UIP to Protect children against pneumococcal diseases. PCV has been introduced in the State of Maharashtra from July 2021. PCV is given in three doses ( 2 primary doses and one booster) at 6 week, 14 weeks and 9 months of age.

### Year wise Budget approved Routine Immunization

Year	Sanctioned Budget ( in lakhs)
2019-20	Rs. 7295.79/-
2020-21	Rs. 9187.38/-
2021-22	Rs. 5224.58/-
2022-23	Rs. 10697.72/-
2023-24	Rs. 10444.42/-
2024-25	Rs. 10493.97/-
2025-26	Rs. 8327.20/-

### Performance of Routine Immunization

Vaccine	2023-2024		2024-2025		2025-2026 (upto Oct. 2025)	
	Target	Achiev.	Target	Achiev.	Target	Achiev.
BCG	19.04	19.72	19.19	19.85	19.19	11.46
OPV III	19.04	18.90	19.19	19.18	19.19	10.62
Hep B 0	14.24	12.15	13.92	12.59	7.56	6.93
Measles/Rubella	19.04	19.02	19.19	19.47	19.19	11.05
DPT (booster)	18.74	18.52	18.89	18.95	18.89	10.67
OPV ( booster)	18.74	18.50	18.89	19.05	18.89	10.70
DPT 5 Years	21.75	16.40	21.36	16.22	21.36	9.30
Td 10 years	22.13	16.26	22.30	16.47	22.30	9.68
Td 16 years	25.30	15.23	24.12	15.52	24.12	9.07
Td Pregnant women	21.16	19.65	21.32	20.80	21.32	12.14
Pentavalent 3	19.04	18.91	19.19	19.18	19.19	10.62
Rota virus 3	19.04	18.81	19.19	19.15	19.19	10.31
Opv (0)	19.04	16.89	19.19	17.54	19.19	10.01
Opv (1)	19.04	18.98	19.19	19.16	19.19	10.66
Opv (2)	19.04	18.52	19.19	18.75	19.19	10.30
FIPV (1)	19.04	18.81	19.19	19.08	19.19	10.63
FIPV (2)	19.04	18.75	19.19	19.10	19.19	10.60
FIPV (3)	19.04	18.43	19.19	19.25	19.19	10.95
JE	4.42	3.98	7.01	4.46	7.01	3.83
PCV (1st dose)	19.04	18.78	19.19	19.16	19.19	10.62
PCV (2 nd dose)	19.04	18.74	19.19	19.18	19.19	10.67
PCV (booster)	19.04	18.60	19.19	19.31	19.19	10.96

### National Pulse Polio Round

Year	Dose	Oral Polio Doses Given			Dist./Corp. Covered
		Est. Benif.	OPV given	%	
2018	28 Jan. 2018	12165541	12147131	100	All
	11 Mar. 2018	12130307	12098777	100	All
2019	10 Mar. 2019	11685101	11789576	101	All
2020	19 Jan. 2020	11718514	11703773	100	All
2021	31 Jan. 2021	11380584	11370443	100	All
2022	27 Feb. 2022	11210673	11134096	99	All
2024	03 Mar. 2024	11703773	11152324	95	All

### Sub-Natioal Pulse Polio Round

Year	Dose	Oral Polio Doses Given			Dist./ Corp. Covered
		Est. Benif.	OPV doses	%	
SNID 2021	27 - Jun. 21	2332963	230050	99	<b>Districts :</b> Thane (4 Blocks), Palghar (4 Block), Raigad (4 Blocks), Nashik (Malegaon Block), <b>Corp :</b> BMC, Thane, Kalyan, Ulhasnagar, Navi Mumbai, Bhiwandi, Malegaon, Vasai Virar, Meera-Bhaindar
	26 Sept. 21	2433320	2380934	98	
SNID 2022	19 Jun. 22	2361226	2314183	98	<b>Districts :</b> Thane (4 Blocks), Palghar (4 Block), Raigad (4 Blocks), Nashik (Malegaon Block), <b>Corp :</b> BMC, Thane, Kalyan, Ulhasnagar, Navi Mumbai, Bhiwandi, Malegaon, Vasai Virar, Meera-Bhaindar
	19 Sept. 22	1729171	1652936	96	
SNID 2023	28 May. 23	1736995	1594689	92	<b>Districts :</b> Thane (4 Blocks), <b>Corp :</b> BMC, Thane, Kalyan-Dombawali, Ulhasnagar, Navi Mumbai, Bhiwandi, Meera-Bhaindar
	10 Dec. 23	1718566	1661475	97	
SNID 2024	08 Dec. 24	1689843	1626543	96	<b>Districts :</b> Thane (4 Blocks), <b>Corp :</b> BMC, Thane, Kalyan-Dombawali, Ulhasnagar, Navi Mumbai, Bhiwandi, Meera-Bhaindar
SNID 2025	12 Oct. 25	2201484	2171762	99	<b>Districts :</b> Thane, Pune <b>Corp :</b> BMC, Navi Mumbai, Thane, Pune.



## 10. MALE INVOLVEMENT IN THE PROGRAMME

In the state for Male sterilization newer technique of no scalpel vasectomy is done. Medical officers are trained for this technique and camps are organized for increasing performance of male sterilizations. For increasing participations of males all efforts are made to motivate them.

At present as per Govt Resolutions No. Kunish-2007/Question no/197/07/F.W 1/ Dated 20 December 2007, Govt of India has started scheme for Compensating loss of wages and motivational grant to sterilized person undergoing vasectomy is paid Rs.1,100/- as per GOI directives and Rs.351/- as per provision of State Government scheme. Total amount of Rs.1451/- is given to the beneficiary. If the person is self motivated for undergoing sterilization, amount of Rs. 200 payable to promoter is paid to the person instead of promoter.

Year	Vasectomy
2015-2016	14821
2016-2017	13968
2017-2018	11592
2018-2019	8698
2019-2020	8943
2020-2021	5299
2021-2022	7414
2022-2023	9511
2023-2024	6278
2024-2025	7118
2025-2026 (upto Sept. 2025)	1823

**Performance of Family Welfare Programme**  
**Information to be included in performance budget as per new concept GENDER BUDGET**

Indicator	Year 2024-2025			Year 2025-2026 (upto Sept. 2025)		
	E.L.A.	ACH.	% to E.L.A.	E.L.A.	ACH.	% to E.L.A.
1	2	3	4	5	6	7
Vasectomy	50000	7116	14	50000	1823	4
Conventional Contraceptive (CC) (Condom User)	NO ELA	280121	-	NO ELA	175871	-
<b>Total Sterilisation</b>	510000	286791	56	510000	121182	24

(Data Source-IHIP Portal)

Years	2023-24	2024-25	2025-26
Under Family planning programme (Rs. Lakh)	2800	4010	4010

## 11. Compensation

### 1) Introductory :-

The Family Welfare programme was started from 1957 in Maharashtra State to control population growth. As part of this programme, Government gives various incentives to the acceptors of sterilization. In a sterileaction

operation or intra Uterine Device Insertion there is a provision for transport , drugs , dressing and other ancillary facilities. For all these items as per Government Resolution of public health department KUNISHI - 2007/Prak Kra 197/07/ Ku.K.1 dated 13th Dec.2007 which are as under.

<b>(A) Compensation for performing family planning surgery in Govt. Health Institution</b>				
Budget Head	NSV (for All)	Tubectomy (Only for BPL/SC/ST Beneficiaries)	Tubectomy (Only for BPL Beneficiaries)	Remark
Compensation to beneficiaries	Rs. 1100/- (as per GOI) + Rs. 351/- (as per state Govt)	Rs. 600/-	Rs. 250/-	If beneficiary is ready for family planning Surgery without promoting by promoter will be given to beneficiary
Promoters (Promoting & follow up)	Rs. 200/-	Rs. 150/-	Rs. 150/-	
Medicine & Dressing	Rs. 50/-	Rs. 100/-	Rs. 100/-	
Expert's Fee	Rs. 100/-	Rs. 75/-	Rs. 75/-	
Fee of Anesthetist	--	Rs. 25/-	Rs. 25/-	
Staff Nurse / Nurse	Rs. 15/-	Rs. 15/-	Rs. 15/-	
OT Technician / Helper	Rs. 15/-	Rs. 15/-	Rs. 15/-	
Labour	Rs. 10/-	Rs. 10/-	Rs. 10/-	
Camp Organizer	Rs. 10/-	Rs. 10/-	Rs. 10/-	
<b>Total</b>	<b>Rs. 1500/-</b>	<b>Rs. 1000/-</b>	<b>Rs. 650/-</b>	

### **(B) Financial benefit to be given to Govt. Approved Semi-Govt. / Voluntary Health Center.**

Type of Family planning Surgery	Amount to be released to Centers	Promoter	Total
Vasectomy (all beneficiary)	Rs. 1300/-	Rs. 200/-	Rs. 1500/-
Tubectomy (BPL/SC/ST beneficiary)	Rs. 1350/-	Rs. 150/-	Rs. 1500/-



## 12. Adolescent Health Program - Male

### Preamble :-

Adolescents (age 10-19 year) contribute over 23% of the population in Maharashtra. Adolescence is a phase of rapid physical growth, psychosocial development and sexual transformation. Information regarding such changes may not be available in schools & collages. Because of wrong information there may be misunderstanding about preventive aspects. Therefore separate Programme of Adolescent Reproductive and Sexual Health Programme (ARSH) is incorporated in Reproductive and Child Health Program Phase II.

### Aims & Objectives :-

#### • Aims :-

- > Improve reproductive Health status of adolescent girls & boys.
- > Reduction in IMR, MMR and TFR.
- > Prevention of management of obstetric complications during pregnancy.

#### • Objectives :-

- > Providing counseling & awareness to adolescent boys & girls about their health.
- > Providing access to early & safe abortion services.
- > Creating sensitization & awareness about reproductive sexual health in adolescents.
- > Improve knowledge / awareness about the adolescents health problems.

### Implementation Strategies :-

Various schemes are being implemented under Adolescent Health Programme.

- Clinical Health services through 958 Adolescent Friendly Health Clinics, Outreach activities by AFH Clinics.
- Distribution of IFA tablets through WIFS programme.
- In Promotion of Menstrual Hygiene Programme sanitary napkins are provided to adolescents girls in rural area at Rs.6/- per sanitary napkin Pack.

#### • Facility Providing Services :-

Facilities are provided to adolescents through selected AFHCs in the state. These AHF clinics are at District Hospital, Sub-district Hospitals, Rural Hospitals, Women Hospitals and Govt. Medical colleges, Primary Health Centers and selected areas of Corporations.

State started the Promotion of Menstrual Hygiene Scheme From 2013-14 in rural areas of 8 districts. under this scheme sanitary napkins are provided to adolescents girls with reasonable rate through ASHA's. This Scheme is implemented in all districts in Maharashtra From 2018-19. In this programme health education is given to adolescents girls by ASHA and this program monitored by Medical Officer.

Weekly Iron Folic Acid Supplementation Scheme started in the year 2012-13, Under this scheme 1 tablet of Iron & Folic Acid in each week is being given to the School going boys and Girls (Std 6<sup>th</sup> to 12<sup>th</sup>) and for non school going girls. For school going girls tablets are distributed through schools and for non school going girls Anganwadi Workers distribute IFA tables.

### • Manpower:-

Under AH programme, amongst 1171 Adolescent Friendly Health clinics throughout the State. Medical Officers and Staff Nurse, ANM & MPWs are trained in Adolescent Friendly Health Services trainings so that they can give adolescent friendly health services to the adolescents attending the clinics for their health related problems. Also, in every District a post of Adolescent Health Counselor is sanctioned whereas at clinics in 14 high priority districts such as Chha. Sambhajinagar, Jalna, Hingoli, Beed, Jalgaon, Dhule, Nandurbar, Nanded, Gadchiroli, Palghar, Thane, Yavatmal, Nashik & Ahilyanagar (for clinics at District Hospital, Sub District Hospital and Rural Hospital only) a designated Adolescent Health Counselor post is sanctioned. These Counselors provide counseling & guidance regarding health.

The PMHS programme is monitored by MO at PHC, THO at block level and DRCHO at district level.

### Various Schemes & Activities :-

#### 1. Adolescent Reproductive Health :-

In AFH Clinics treatment, counseling & guidance is given to adolescents. Through clinics counseling and treatment is given on menstrual problems, RTI /STI Management, Skin Problem, Contraceptives (OCP, IUD, ECP) is given. Adolescent Health Counselors arrange outreach activities in schools to give maximum services to adolescents of the district. In outreach activities essay competition, speech competition, debate etc. To create awareness among adolescents melavas are also arranged.

#### 2. Promotion of Menstrual Hygiene Scheme :-

In adolescent girls physical, mental, emotional & social changes Occur, In this particular period menstrual cycle begins. This crucial stage starts from age group 10 to 16 years. Because of lack of knowledge about taking precautions in menstrual cycle, most of the adolescent girls face difficulties. According to guidelines of Govt. of India Promotion of Menstrual Hygiene Scheme is implemented in the State. This programme is for adolescent's girl's age group of 10 to 19 years. The programme was implemented in 8 districts (Dhule, Nandurbar, Akola, Buldhana, Amravati, Latur, Beed Satara) from 2013-14 to 2015-16. Since 2018-19 scheme is implemented in all districts of Maharashtra.

#### Objectives :-

The Programme is implemented in rural areas with the following objectives.

\* To increase awareness among adolescent girls on Menstrual Hygiene, build self esteem, and empower girls for greater socialization.

\* To increase access and use of high quality sanitary napkins to adolescent girls in rural areas through ASHA.

\* To ensure safe disposal of Sanitary Napkin packs.

### 3. Weekly Iron Folic Supplementation Scheme:-

The main objective of the National Health Mission is to reduce MMR, IMR, TFR. In India 23 % of the population is adolescent. To improve mental and physical health of the adolescents, WIFS Scheme is implemented from the year 2012-13. The objective of the scheme is to reduce anemia in adolescent boys & girls. Under WIFS programme, one IFA tab is given to School going boys & girls (Std 6th to 12th) and out of school girls once in the week (on Monday) for 52 weeks through AWC. In this programme there is convergence of Education Department, Women & Child Development Department & Public Health Department.

Along with this distribution of WIFS tablets, Tab Albendazole is distributed to School going boys & Girls and Non School going Girls to reduce Worm Infestation. These tablets are given in the month of Aug. and Feb., twice in the year.

### 4. Rashtriya Kishor Swasthya Karyakram (RKSK)

Adolescents in 10-19 years age group constitute about 1/5 the of population and young people in 10-24 years age group about 1/3 of the population. Ministry of Health & family Welfare, Government of India has launched this new Adolescent health Programme which envisages strengthening of the health system for effective communication, capacity building and monitoring and evaluation. The main objectives of the Programme are.

1) To reduce the prevalence of malnutrition among adolescent girls and boys.

2) To reduce the prevalence of iron deficiency anemia (IDA) among adolescent girls and boys.

3) To improve knowledge, attitudes and behaviour, in relation to Sexually and Reproductive of Health.

4) Reduce teenage pregnancies.

5) To improve birth preparedness and provide early parenting support for adolescent Parents.

6) To address mental health concerns of adolescents.

7) To promote favourable attitudes for preventing injuries and violence (including GBV) among adolescents.

8) To increase adolescent awareness of the adverse effects and consequences of substance misuse.

9) To promote behavior change in adolescents to prevent NCDs such as hypertension stroke, cardio -vascular diseases and diabetes.

During the year 2014-15 the state had proposed 9 high priority districts for implementation of RKSK. These districts are Dhule, Nandurbar, Jalgaon, Aurangabad, Jalna, Hingoli, Beed, Nanded, Gadchiroli. In the year of 2017-18 Palghar district was added. During the year 2018-19 four more district viz, Ahmednagar, Nashik, Thane & Yavatmal are included in RKSK

**Rashtriya Kishor Swasthya activities are as follows :-**

- At community level activities by peer educators.
- Organization of Adolescent Health day.
- BCC and IEC activities

### Present Status :-

#### Adolescent Friendly Health Clinic Performance :

Indicators	Male ( 2018-19 )		Male (April to March ( 2019-20 )		Male (April to March ( 2020-21 )		Male (April to March ( 2021-22 )		Male (April to March ( 2022-23)	
	10 to 14 Yrs.	15 to 19 Yrs.	10 to 14 Yrs.	15 to 19 Yrs.	10 to 14 Yrs.	15 to 19 Yrs.	10 to 14 Yrs.	15 to 19 Yrs.	10 to 14 Yrs.	15 to 19 Yrs.
Total No. of Clients registered	168424	218299	199583	249794	140234	188041	162241	212410	251249	300825
Total No. of Clients who received clinical services	160294	203029	184261	226532	138317	175085	153451	196074	243838	281799
Menstrual Problems	0	0	0	0	0	0	0	0	0	0
RTI/STI Management	3098	7990	3101	7420	1867	4665	1383	3531	3585	7718
Skin Problems	31685	43183	33082	44151	23449	29520	29600	35800	4245	9766
ANC	0	0	0	0	0	0	0	0	0	0
IFA Tablets	37912	42752	47377	53901	35977	42230	30014	38663	46830	53966
1. Condoms	263	11159	140	8612	0	2732	0	5791	58142	66861
2. OCP	0	0	0	0	0	0	0	0	0	0
3. ECP	0	0	0	0	0	0	0	0	0	0
4. IUD	0	0	0	0	0	0	0	0	0	0
Immunization	6077	6693	13137	14514	9758	11155	14333	16274	21543	23256
Other	56478	65228	87424	97934	67272	84783	78121	96007	114946	121166

Indicators	Male (April to March ( 2023-24 )		Male (April to Septmber ( 2024-25 )		Male (April to Septmber ( 2025-26 )	
	10 to 14 Yrs.	15 to 19 Yrs.	10 to 14 Yrs.	15 to 19 Yrs.	10 to 14 Yrs.	15 to 19 Yrs.
Total no. of Clients registered	318087	370916	378688	427210	219787	244555
Total no. of Clients who received clinical services	292586	337271	348801	386007	199233	218955
Menstrual Problems	0	0	0	0	0	0
RTI/STI Management	5221	10951	4021	9024	2743	4538
Skin Problems	55191	64486	65298	73623	37377	42567
ANC	0	0	0	0	0	0
IFA Tablets	67639	78399	81676	90521	40570	44600
1. Condoms	0	7503	0	7188	0	3407
2. OCP	0	0	0	0	0	0
3. ECP	0	0	0	0	0	0
4. IUD	0	0	0	0	0	0
Immunization	16501	18142	23212	23369	14866	14912
Others	110598	118621	174314	182124	103525	108788

### 1. Weekly Iron Folic Supplementation Scheme:

Year	Targeted Beneficiary	Male (Achievement)	%
Male (April To March 2017-18)	4155271	2823348	67.95
Male (April To March 2018-19)	4878897	3171981	65.01
Male (April To March 2019-20)	5349093	2294700	42.90
Male (April To March 2020-21)	5188221	1466085	28.26
Male (April To March 2021-22)	5296256	3057315	57.73
Male (April To March 2022-23)	5292770	2343912	44.29
Male (April To March 2023-24)	5292770	363629	6.87
Male (April To March 2024-25)	5292770	741840	14.02
Male (April To Sept. 2024-25)	5292770	859590	16.24

## 2. Selection of Peer Educators

Sr. No.	Districts	No. of Peer Educators to be selected	No. of Peer Educators selected in 2019-20	No. of Peer Educators selected in 2020-21	No. of Peer Educators selected in 2021-22	No. of Peer Educators selected in 2022-23	No. of Peer Educators selected in 2023-24	No. of Peer Educators selected in 2024-25	No. of Peer
									Educators selected in 2025-26 (April to Sept. 25)
1	Thane	1812	1642	1688	1790	1790	1790	1812	4458
2	Palghar	2380	1182	1928	1928	1928	4928	6694	6630
3	Nashik	4796	4546	4672	4672	4672	4676	4796	14704
4	Dhule	860	860	860	904	1004	4210	6126	5632
5	Nandurbar	1420	1405	1264	1301	4687	4206	5294	4161
6	Jalgaon	4197	3648	4197	4197	4197	7197	10867	10913
7	Ahemadnagar	4114	4114	4114	4125	4125	4114	4114	14164
8	Chh. Sabhajinagar	2200	2123	1838	1768	1768	1945	3702	6472
9	Jalna	1820	1820	1820	1820	1820	1820	5384	5498
10	Hingoli	1120	1021	1120	1280	1280	1120	3400	3400
11	Beed	3103	3103	3102	3102	3102	3103	7377	7550
12	Nanded	4020	4020	4020	4020	7408	7908	7908	5406
13	Yavatmal	4248	4085	4120	4118	4118	4142	4248	8233
14	Gadchiroli	2517	2517	2517	2517	4480	4480	4480	4480
15	Amaravati	0	0	0	0	0	0	0	1054
	<b>Total</b>	<b>38607</b>	<b>36086</b>	<b>37260</b>	<b>37542</b>	<b>46379</b>	<b>55639</b>	<b>77256</b>	<b>102755</b>

### Budget & Exp. For AH/RKSK :-

Year	Budget	Expenditure	%
2018-2019	1027.10	650.20	63.30
2019-2020	4109.24	1853.29	45.10
2020-2021	2011.62	991.28	49.28
2021-2022	3312.50	2878.28	86.89
2022-2023	4628.77	1013.05	16.99
2023-2024	5232.13	2712.23	51.84
2024-2025	5975.85	1811.62	30.32

### 13. TRAINING ACTIVITIES UNDER (RCH-II)

A major pre-requisite for providing quality health care service is upgrading the skills and knowledge of all health personnel as well as key personnel of related sectors. The mandate for in-service training is to improve performance of Health and Family Welfare Programmes in Reproductive, Maternal, Newborn, Child and Adolescent Health (RMNCHA)

Main objective of RCH Phase II Programme is to reduce maternal and child mortality and morbidity as well as reduction in total fertility. State has incorporated important training components to upgrade the knowledge and skills of Medical Officers, Specialist (OBGY, Pediatrician), Paramedical, MPW HA Male, Pharmacist officer, Staff Nurses, ANM, LHV, ASHAs working in the field of maternal, child and Adolescent Health. This training is organized by Health & Family Welfare Training Centre, District Training Team, Hospital Training Centre, Women Hospital, Medical Colleges etc.

#### 1. Maternal Health Training

Quality Ante Natal care, Essential Obstetric Care during Delivery, Post natal care for Mother and New born Provision of Emergency Obstetric and Neonatal Care at health facilities in order to further accelerate decline in MMR, Maternal Mortality and morbidity and perinatal mortality.

Augmentation of skilled human resources for Maternal Health is done through Capacity building for Core Maternal Healthcare Training - SBA, BEmOC, / MTP/ CAC, RTI/STI etc.

##### 1. Skilled Birth at Attendance Nurse (SBA)

SBA			
Year	Target	Achievement	%
<b>ANM/LHV/SN</b>			
2020-2021	1850	1055	57
2021-2022	1128	1063	94
2022-2023	712	764	107
2023-2024	788	810	103
2024-2025	290	450	155
April 24 to Oct. 25	434	117	27
<b>Total</b>	<b>5202</b>	<b>4259</b>	<b>82</b>

##### 2. Basic Emergency Medical Obstetric Care (BEmOC)

BEmOC			
Year	Target	Achievement	%
<b>Medical Officers</b>			
2020-2021	298	239	80
2021-2022	224	235	105
2022-2023	180	200	111
2023-2024	204	205	100
2024-2025	160	135	84
April 24 to Oct. 25	136	0	0
<b>Total</b>	<b>1202</b>	<b>1014</b>	<b>84</b>

#### 3. Reproductive Tract Infection/Sexually Transmitted Infection (RTI/STIMO & ANM/SN/LT)

RTI/STI			
Year	Target	Achievement	%
<b>Medical Officers</b>			
2020-2021	500	525	105
2021-2022	400	499	125
2022-2023	450	268	60
2023-2024	450	373	83
2024-2025	250	295	118
April 24 to Oct. 25	350	12	3
<b>Total</b>	<b>2400</b>	<b>1972</b>	<b>82</b>

ANM/LHV/SN			
Year	Target	Achievement	%
<b>Medical Officers</b>			
2020-2021	1100	913	83
2021-2022	920	951	103
2022-2023	1240	474	38
2023-2024	1400	1255	90
2024-2025	880	914	103
April 24 to Oct. 25	630	1038	172
<b>Total</b>	<b>6170</b>	<b>5545</b>	<b>90</b>

#### 4. Comprehensive Abortion Care - (MTP)

Comprehensive Abortion Care			
Year	Target	Achievement	%
<b>Medical Officers</b>			
2020-2021	135	51	38
2021-2022	75	66	88
2022-2023	84	60	71
2023-2024	105	89	85
2024-2025	27	36	133
April 24 to Oct. 25	60	0	0
<b>Total</b>	<b>486</b>	<b>302</b>	<b>62</b>

#### 5. Child Health Training :-

The child health programme under the National Health Mission (NHM) comprehensively integrates interventions that improve child survival and addresses factors contributing to infant and under-five mortality

Thrust Area under Child Health :

1) Neonatal and Child Health, 2) Nutrition, 3) Management of Common Childhood Illnesses & 4) Immunisation

**Core Child Health related training :** NSSK, IYCN, FBNC, IMNCI & F-IMNCI, Routine Immunisation (MO & PM), etc.

### 1. Navjaat Shishu Surksha Karykram (NSSK) TOT, MO, SN, ANM),

<b>NSSK</b>			
Year	Target	Achievement	%
<b>Medical Officers</b>			
2020-2021	768	522	68
2021-2022	576	530	92
2022-2023	544	408	75
2023-2024	768	553	72
2024-2025	320	282	88
April 24 to Oct. 25	640	103	16
<b>Total</b>	<b>3616</b>	<b>2398</b>	<b>66</b>
<b>ANM/LHV/SN</b>			
Year	Target	Achievement	%
<b>Medical Officers</b>			
2020-2021	2048	1563	76
2021-2022	2208	1838	83
2022-2023	2016	1689	84
2023-2024	2368	2075	88
2024-2025	1120	1093	97
April 24 to Oct. 25	2240	710	32
<b>Total</b>	<b>12000</b>	<b>8968</b>	<b>75</b>

### 2. Mother's Absolute Affection (IYCF),

<b>IYCFMAA</b>			
Year	Target	Achievement	%
<b>Medical Officers</b>			
2020-2021	1596	1569	100
2021-2022	295	110	37
2022-2023	470	184	39
2023-2024	890	340	38
2024-2025	120	136	113
April 24 to Oct. 25	360	0	0
<b>Total</b>	<b>3704</b>	<b>2339</b>	<b>63</b>
<b>ANM/LHV/SN</b>			
Year	Target	Achievement	%
<b>Medical Officers</b>			
2020-2021	11651	11651	100
2021-2022	395	371	94
2022-2023	1360	1285	94
2023-2024	1241	611	49
2024-2025	210	203	96
April 24 to Oct. 25	450	61	14
<b>Total</b>	<b>15307</b>	<b>14182</b>	<b>93</b>

### 3. Facility based Newbrn Care (FBNC),

<b>FBNC (4 Days)</b>			
Year	Target	Achievement	%
<b>Medical Officers</b>			
2020-2021	45	0	0
2021-2022	39	22	56
2022-2023	200	91	46
2023-2024	200	158	79
2024-2025	75	79	105
April 24 to Oct. 25	75	0	0
<b>Total</b>	<b>634</b>	<b>350</b>	<b>55</b>
<b>FBNC (14 Days)</b>			
Year	Target	Achievement	%
<b>Medical Officers</b>			
2020-2021	30	0	0
2021-2022	44	71	161
2022-2023	200	44	22
2023-2024	200	156	78
2024-2025	75	62	82
April 24 to Oct. 25	75	0	0
<b>Total</b>	<b>624</b>	<b>333</b>	<b>53</b>

### 4. Kangaroo Mother Care - (KMC)

<b>KMC</b>			
Year	Target	Achievement	%
<b>Medical Officers</b>			
2020-2021	2025	237	12
2021-2022	884	819	93
2022-2023	1770	648	37
2023-2024	1475	1097	74
2024-2025	2380	1695	71
April 24 to Oct. 25	NA	NA	NA
<b>Total</b>	<b>8534</b>	<b>4496</b>	<b>53</b>

### 5. Routine Immunisations -

<b>RI (MO)</b>			
Year	Target	Achievement	%
<b>Medical Officers</b>			
2020-2021	1350	1240	92
2021-2022	900	999	111
2022-2023	660	284	43
2023-2024	440	320	73
2024-2025	800	698	87
April 24 to Oct. 25	1160	25	2
<b>Total</b>	<b>5310</b>	<b>3566</b>	<b>67</b>

<b>RI (LHV, ANM)</b>			
Year	Target	Achievement	%
<b>Medical Officers</b>			
2020-2021	9748	7500	77
2021-2022	8328	6524	78
2022-2023	NA	1671	NA
2023-2024	2232	2110	94
2024-2025	1632	1723	105
April 24 to Oct. 25	696	1643	236
<b>Total</b>	<b>22636</b>	<b>21171</b>	<b>94</b>

### Family Planning Training :-

Over the decades, the programme has undergone transformation in terms of policy and actual programme implementation and currently being repositioned to not only achieve population stabilization goals but also promote reproductive health and reduce maternal, infant & child mortality and morbidity. Factors influencing population growth can be grouped into following 3 categories **Unmet need of Family Planning Age at Marriage and First childbirth Spacing between Births.**

**Core Family Planning related training PPIUCD/ IUCD (MO & PM), NSV, Minilap Laparoscopy, Newer CuT-375, PPIUCD etc.**

### 1. Post Partum Intra Uterine Contraceptive Device - (PPIUCD),

<b>PPIUCMD</b>			
Year	Target	Achievement	%
<b>Medical Officers</b>			
2020-2021	820	452	55
2021-2022	460	521	92
2022-2023	460	262	57
2023-2024	510	479	94
2024-2025	240	225	93
April 24 to Oct. 25	530	0	0
<b>Total</b>	<b>3020</b>	<b>1839</b>	<b>61</b>
<b>ANM/LHV/SN</b>			
Year	Target	Achievement	%
<b>Medical Officers</b>			
2020-2021	1550	1156	75
2021-2022	1310	1322	101
2022-2023	740	842	114
2023-2024	770	842	109
2024-2025	390	460	117
April 24 to Oct. 25	580	10	2
<b>Total</b>	<b>5340</b>	<b>4632</b>	<b>87</b>

### 2. Non Scalpel Vasectomy - (NSVMO),

<b>NSV</b>			
Year	Target	Achievement	%
<b>Medical Officers</b>			
2020-2021	300	18	6
2021-2022	52	36	69
2022-2023	80	24	30
2023-2024	80	18	22
2024-2025	28	19	67
April 24 to Oct. 25	60	0	0
<b>Total</b>	<b>600</b>	<b>115</b>	<b>19</b>

### 3. Minilap -

<b>Minilap</b>			
Year	Target	Achievement	%
<b>Medical Officers</b>			
2020-2021	300	72	24
2021-2022	106	108	102
2022-2023	84	73	87
2023-2024	80	77	96
2024-2025	36	35	97
April 24 to Oct. 25	36	0	0
<b>Total</b>	<b>642</b>	<b>365</b>	<b>57</b>

### 4. Laparoscopic -

<b>Laparoscopic</b>			
Year	Target	Achievement	%
<b>Medical Officers</b>			
2020-2021	68	0	0
2021-2022	18	14	78
2022-2023	30	16	53
2023-2024	22	22	100
2024-2025	18	5	27
April 24 to Oct. 25	10	0	0
<b>Total</b>	<b>166</b>	<b>57</b>	<b>34</b>

### Adolescent Health Training :-

The health situation of this age group is a key determinant of States overall health, mortality, morbidity and population growth scenario. Therefore, investments in adolescent reproductive and sexual health will yield dividends in terms of delaying age at marriage, reducing incidence of teenage pregnancy, meeting unmet contraception need, reducing the maternal mortality, reducing STI incidence and reducing HIV prevalence.

In order to ensure holistic development of adolescent population the Ministry of Health and family Welfare launched Rashtriya Kishor Swasthya Karyakram (RKSK) on 7th January 2014

**Adolescents Health related training :- ARSH/RKSK**  
(MO & ANM/LHV Counsellor), WIFS (MO/PM), MHS etc

### 1. Adolescent Friendly Health Clinics

<b>RKSK</b>			
Year	Target	Achievement	%
<b>Medical Officers</b>			
2020-2021	NA	NA	NA
2021-2022	229	169	74
2022-2023	550	78	14
2023-2024	593	72	12
2024-2025	210	169	80
April 24 to Oct. 25	NA	NA	NA
<b>Total</b>	<b>1582</b>	<b>488</b>	<b>31</b>
<b>Peer Educator</b>			
Year	Target	Achievement	%
<b>Medical Officers</b>			
2020-2021	NA	NA	NA
2021-2022	NA	NA	NA
2022-2023	31700	3401	11
2023-2024	33240	28415	85
2024-2025	21720	5300	24
April 24 to Oct. 25	8000	0	0
<b>Total</b>	<b>94660</b>	<b>37116</b>	<b>39</b>

### 2. Weekly Iron Folic Supplement (WIFS) -

<b>WIFS</b>			
Year	Target	Achievement	%
<b>Medical Officers</b>			
2020-2021	150	66	44
2021-2022	1200	1166	97
2022-2023	1700	875	51
2023-2024	1700	1642	97
2024-2025	1700	1567	92
April 24 to Oct. 25	3500	0	0
<b>Total</b>	<b>9950</b>	<b>5316</b>	<b>53</b>

### Capacity Building Activity -

Considering the need of trainings for Medical Officer & Health workers the annual budget being proposed under Programme Implementation Plan (PIP) of RMNCHA+N activity. The activities are implemented through State Training System after getting approval under ROP of NHM for respective financial year.

<b>Yearwise Budget approved Training (NHM)</b>	
Year	Approved Budget (in Lakhs)
2020-2021	Rs. 5568.04
2021-2022	Rs. 4135.62
2022-2023	Rs. 1302.71
2023-2024	Rs. 1414.37
2024-2025	Rs. 913.77
2025-2026	489.67 (Capacity Building including training head as per FMG Pune)
<b>2026-2027</b>	The activities being proposed under PIP of NHM

## 14. NATIONAL FAMILY WELFARE PROGRAMME

### GRANT-IN-AID

In Maharashtra State, Under National Family Welfare Program the urban Family welfare centers and urban health centers are being implemented in urban areas. These schemes are being implemented in the Municipal/ Non Municipal area. These programs include local self-governing agencies for implementation. Also NGOs are participating in these programs. Their work is also an admirable. Considering their involvement the central Government has decided to provide financial support to the self-Governmental organizations. And this support is given in the form of grant-in-aid.

Central Government has given direction in the latter Dated 25/05/2012 Grant in aid is provide only for the Central and State Government regular employees.

This scheme in 100% central Government sponsored scheme.

#### AIMS & OBJECTIVES :-

The assistance grant is being distributed on fulfillment of Performance of Family Welfare in equivalent sterilization.

Auxiliary funding under this scheme is done on a specific fulfillment of distribution organizations.

Sr. No.	Equivalent Sterilisation	GIA to be sanction
1.	85% and above	100%
2.	50-84%	50%
3.	Less than 50%	Nil

#### IMPLEMENTATION STRATEGIES :

Distribution system of assistance grant :

The assistance grant is being distributed in four installments as per the norms laid down by the Central Government of India.

Reimbursement of the expenditure incurred for the wages and allowances of employees in the health and self-employed organization is done through grant-in-aid.

#### FACILITIES PROVIDING SERVICES :

At present following are the categories of schemes in urban areas functioning in various Districts/Municipal Corporation in the State of Maharashtra.

Sr.No.	Names of the Scheme
1	City Family Welfare Bureau
2	District Family Welfare Bureau
3	Urban Family Welfare Centers (Corporation)
4	Urban Family Welfare Centers (Municipal Councils)
5	Urban Health Centers (Municipal Councils)
6	Urban Health Centers (Corporation)
7	A. N. M. Training Centres

#### CENTRAL GOVERNMENT RECEIVED GRANT-IN-AID DISTRIBUTION :

At first budget of the institution was obtained before distributing Grant-in-Aid to the by the local and volunteer organization. After this, this the inspection of this institution is carried out by the Deputy Director Health Service Circle office and reimbursement of Grant-in-Aid is made on the basis of the Inspection report. **Provision for Pending payment cases of local and volunteer organization before 2012 will be included.**

#### GUIDELINES ISSUED BY THE CENTRAL GOVERNMENT :-

Under the National Family Welfare Programme, the letters from Central Government dated 26-9-2015, 25-05-2012 and 17-6-2016 about the Grant-in-Aid Scheme, has been received by this office on dated 7-10-2017.

According to the guidelines of the Central Government, it has been mentioned that assisted Grant can be used only for salaries to regular employees of the state Government, By the letter dated 17-6-2016 of the Central Government, it has been mentioned that NGO employees are not at par with state government employees in service conditions and remuneration. Hence NGO employees working under National Family Welfare Programme, were not granted assistance in the form of Grant-in Aid for salary from Central Government.



## 15. TRANSPORT

### Introductory

1) Distribution of vehicle received under Family Welfare from Central Government is done by this organization as well as Periodical maintenance and repairs of these vehicles are also carried out by this organization. Tyres, tubes, batteries and spare parts to repair these vehicles are also supplied by this organization.

2) **Staff postion** : - There is no provision of Staff for day to day working made by Central Government under Family Welfare Programme. The work is done by available staff of Health Department.

### 3) Break up of vehicles

Year	Total Vehicles Under FW Scheme	On Road Vehicles	Off Road Vehicles
2024-25	193	73	120
2025-26	218	60	158
2026-27	205	57	148

The provision of expenditure on maintenance and repairs and P. O. L. is made available under Family Welfare programme.

---



## 16. INFORMATION, EDUCATION & COMMUNICATION

Integrated IEC bureau was established in Pune by the State Government for strengthening information, education & communication activities in Maharashtra.

### General Objectives:

1. Prioritization of the IEC activities at Maharashtra State to disseminate messages on health education and govt schemes.
2. Integration and coordination of IEC activities conducted by various Bureau(s).
3. Formation and implementation of State IEC policy.
4. Planning, organizing and directing IEC activities in the State
5. Providing, consultation, technical assistance and guidance in IEC methods and media to field staff.
6. Training of the personnel of Health Department in IEC methods, techniques and material developments.
7. Developing cordial intradepartmental and interdepartmental relationship and building up good working relationship with various agencies.
8. Implementation of various IEC activities under external aided projects (E.C.WHO, UNICEF etc.)

### Specific Objectives:

1. Planning health education activities regarding various National Health Programme.
2. Preparing health education material and to distribute at field level.
3. Organization of exhibition through District IEC Cells.
4. Publication of Monthly health magazine Maharashtra Arogya Patrika.
5. Organization of health education activities for various Women's and Youth Groups.
6. Monitoring and evaluation of the health education activities and various media methods.
7. Management of Health Education activities.
8. Review of Health Education Projects in the State.
9. Organization of Mass Education activities on the occasion of various 'Health Days' such as World Health Day, World Population Day, World AIDS Day etc. At the district level and primary Health Center level. Such as film shows organized with the help of local panchayat bodies and voluntary organizations.
10. Developing T.V. spots, Radio Jingles. Films, CD's & VCD's Newspapers advertisements etc. for dissemination through the media channels.
11. Implementation of Dr. Anandibai Joshi and Vandniya Balasaheb Thakre Gaurav Purskar Yojana.

### Summary on the Best practices:

- **Parivartan Van:** IEC mobile van during at districts to support community mobilization for Covid 19. (*An LED Van with branded messages on various health programs helps to engage the masses effectively.*)
- **Arogya Patrika:** An official Health Magazine launched by the State Health IEC Bureau, started in 1982.
- **Maha-Arogya Samvad – State IEC Portal:** QR Code promotion for easy dissemination of IEC material on 30 plus health programs of the health department, started in the year 2019 (Supported by UNICEF).
- **Social media channels by IEC Bureau:** Instagram, Twitter, Facebook / Meta pages for social media engagements, started in the year 2019 (Supported by UNICEF).
- **Capacity building and communication skill training for the FLWs and the district extension & media officers at the respective districts through workshops (online & offline both).**
- **Health Calendar for promoting health days:** Promotion of preventive care by celebrating 'Health days' – a calendar works as a visual reminder and helps in advocacy, started in the year 2019 (Supported by UNICEF).
- **Maha-Arogya Film Festival:** To provide a platform to the new generation of video innovators through film and public communication technologies to raise awareness on health issues. And to increase public participation and respect for arts and crafts, started in year 2020
- **Academic Partnership program:** A non-paid fellowship offered to the universities to invite students to research, collaborate and contribute to develop health IEC by garnering the community insights. Also, an invitation for academic institutes to participate in the launch of Communication for Social Behavior Change Courses.
- **Tribal connect IEC program:** Creatives adapted in the local language for the tribal areas of Maharashtra (special focus on Melghat) to promote various topics such as Institutional delivery, AnemiaMukt Bharat, Routine Immunization, Family Planning, NTCP – Tobacco control program, and RNTCP – TB.
- **Facebook/ Meta organization conducted a study and featured 'MahaArogyaIECBureau Government of Maharashtra'** in 'the meta global case studies' section for raising awareness for the state of Maharashtra around Covid 19 related health messaging on Covid appropriate behavior and awareness of Covid 19 vaccination during the pandemic times, the campaign reached 17 Mn people.

▪ **State IEC e-warehouse development** activities to reorganizing the data – 250 Audio & Video files, Creative material for 30 plus Health programs.

**Important Programs/Initiatives Implemented in the Year 2025-26:**

1. Cancer Screening and Awareness Campaign from February 4th.
2. Dedication of Mobile Vans and Ambulances for strengthening health services by Deputy Chief Minister Eknath Shinde on February 9th.
3. Chief Minister's Message Broadcast on the occasion of World Tuberculosis Day.
4. Maharashtra Health Honour 2025 Awards and Launch of Various Health Service Schemes on the occasion of World Health Day in April – Newspaper Advertisement (April 7th).
5. Groundbreaking Ceremony of the State Family Welfare Building and Training Centre building by Deputy Chief Minister Ajit Pawar and in the presence of Public Health and Family Welfare Minister Prakash Abitkar on April 25th. 43 Apla Davakhana (Our Clinic) were dedicated. – Newspaper Advertisement (April 25th).
6. Creation of Banners and Videos in the special Korku language for the remote area of Melghat.
7. Health Services under the initiative 'Bhakti Vitthobachi, Seva Aarogyachi' (Devotion to Vitthoba, Service to Health) during the Ashadhi Wari pilgrimage. – Newspaper Advertisement (July 5th, 6th).
8. Dedication Program of various health institutions in Mumbai on July 22nd.
9. Organ Donation Fortnight from August 3rd to 15th. – Newspaper Advertisement (August 3rd).
10. 'Swasth Nari, Sashakt Parivar' (Healthy Woman, Empowered Family) state-level campaign implemented between September 17th and October 2nd, 2025. Main Inauguration Program in Mumbai and Awareness through Social Media – Newspaper Advertisement (September 16th, 17th).
11. Innovative Project of Mechanized Laundry Services launched by the Public Health Department to strengthen cleanliness, safety, and sterile services in 593 government hospitals across the state. Newspaper Advertisement (October 15th).
12. Community Participation Initiatives  
Arogya Dnyaneshwari (Health Wisdom) – Popular : Effective health communication through popular celebrities.
- 13 Awareness generation, dialogue, Q&A sessions, and gift distribution to ensure active participation of devotees.

14. Utilizing "Celebrity Impact" for IEC (Information, Education, and Communication).

15. Broadcast on the "Pudhari" News Channel.

16. Community Participation Initiative – Tableau/Float (Chariot):

- Effective communication with millions of Warkaris (pilgrims).
- Health education through entertainment.
- Presentation using traditional folk art forms like Bharud and Powada.
- Messages delivered in the language and style of the Warkaris.

Community Participation Initiative – ASHA Visits, ASHA Workshops, Rallies, Exhibitions, Drawing Competitions.

Arogya Manthan and Arogyavani (Health Churning and Health Voice) - Key Initiatives

- Discussions, Information, and Awareness on various health topics.
- Dialogue between Experts, Health Officials, and Community Representatives.
- Dissemination of health services and schemes.
- Audio communication on various health schemes, services, facilities, and diseases.

Health Promotion through Public Dialogue (Lok Samvadatun Arogya Samvardhan) - Key Initiatives

- Creation of IEC Material in tribal languages.
- Village Dialogue (Gram Samvad) – Monthly health discussions.
- Awareness generation through folk art and digital media.
- Arogya Doot (Health Messengers) – Local volunteers.

**Planned Initiatives**

1. Bringing INGOs / NGOs together.
2. "Arogya Doot" Initiative and Honour for Journalists.
3. "Arogya Doot" Initiative for Students.
4. "Arogya Doot" Initiative at District / Taluka Level.
5. Health Education Programs aligned with festivals in Maharashtra.
6. Partnerships for excellent IEC/BCC (Information, Education, and Communication / Behaviour Change Communication) with organizations like PATH, I Care Foundation, Noor Health, TB Alert India, UNICEF, WHO, NSS, PIB, ROB, NCC, etc.
7. Support for launching the "MPH - Social and Behaviour Change Communication (SBCC)" course through Maharashtra University of Health Sciences (MUHS) - in collaboration with UNICEF and the IEC Bureau

### Important Health Days-

अ. क्र.	महिना	दिवस / कालावधी	आरोग्य दिन / ( Health Days )	
१.	जानेवारी	१२ जानेवारी ३० जानेवारी ३० जानेवारी ते १३ फेब्रुवारी	राष्ट्रीय युवा दिन कुष्ठरोग निवारण दिन कुष्ठरोग निवारण पंधरवाडा (स्पर्श अभियान)	<b>National Youth Day</b> <b>World Leprosy Eradication Day</b> <b>Leprosy Eradication Fortnight (Sparsh Campaign)</b>
२.	फेब्रुवारी	४ फेब्रुवारी १० फेब्रुवारी ११ फेब्रुवारी १२ फेब्रुवारी	जागतिक कर्करोग दिवस राष्ट्रीय जंतनाशक दिन जागतिक रुग्ण दिन व जागतिक युनानी दिन प्रजनन आरोग्य जागरूकता दिन	<b>World Cancer Day</b> <b>National De-worming Day</b> <b>World Patient Day &amp; World Unani Day</b> <b>Sexual Reproductive Health Awareness Day</b>
३.	मार्च	८ मार्च १० मार्च १२ ते १८ मार्च १६ मार्च मार्च दुसरा गुरुवार २० मार्च २१ मार्च २२ मार्च २३ मार्च २४ मार्च	जागतिक महिला दिन व धूम्रपान विरोधी दिन गर्भधारणेतील मधुमेह जागरूकता दिवस जागतिक काचबिंदु सप्ताह गोवर लसीकरण दिन जागतिक मुत्रपिंड दिन जागतिक मौखिक आरोग्य दिन जागतिक डाऊन सिंड्रोम दिन जागतिक जल दिन जागतिक हवामान दिन जागतिक क्षयरोग दिन	<b>International Women's Day &amp; No Smoking Day</b> <b>National GDM Awareness Day</b> <b>World Glaucoma Week</b> <b>Measles Immunization Day</b> <b>World Kidney Day</b> <b>World Oral Health Day</b> <b>World Down Syndrome Day</b> <b>World Water Day</b> <b>World Weather Day</b> <b>World TB Day</b>
४.	एप्रिल	१ ते ७ एप्रिल २ एप्रिल ७ एप्रिल १४ एप्रिल १७ एप्रिल १९ एप्रिल २२ एप्रिल २५ एप्रिल २४-३० एप्रिल	अंधत्व प्रतिबंध सप्ताह जागतिक ॲटिझम (Autism) जनजागृती दिन जागतिक आरोग्य दिन आयुष्यमान भारत - आरोग्यवर्धिणी केंद्र दिन जागतिक हेमोफिलीया दिन जागतिक यकृत दिन पृथ्वी दिन जागतिक हिक्ताप दिन जागतिक लसीकरण सप्ताह	<b>Blindness Prevention Week</b> <b>World Autism Awareness Day</b> <b>World Health Day</b> <b>Ayushman Bharat - Health and Wellness Centre Day</b> <b>World Haemophilia Day</b> <b>World Liver Day</b> <b>Earth Day</b> <b>World Malaria Day</b> <b>World Immunization Week</b>
५.	मे	१ मे ३ मे ५ मे	जागतिक कामगार दिन जागतिक दमा दिन जागतिक प्रसविका दिन	<b>World Worker's Day</b> <b>World Asthma Day</b> <b>World Midwifery Day</b>

अ. क्र.	महिना	दिवस / कालावधी	आरोग्य दिन / ( Health Days )	
	मे	८ मे मे चा दुसरा रविवार १२ मे १४ मे १५ मे १६ मे १९ मे २५ मे २८ मे २८ मे ते ८ जून ३१ मे १ ते ३० जून	जागतिक रेडक्रॉस दिन व जागतिक थॅलेसेमिया दिन मातृत्व दिन जागतिक परिचारीका दिन व जागतिक दीर्घकालीन थकवा जागरूकता दिवस जागतिक उच्च रक्तदाब दिन जागतिक कुटुंब दिन राष्ट्रीय डेंग्यु दिन जागतिक फॅमिली डॉक्टर दिन जागतिक मल्टीपल स्क्लेरोसिस दिन आंतरराष्ट्रीय महिला आरोग्य दिन व मासिक पाळी स्वच्छता दिन अतिसार नियंत्रण पंधरवाडा जागतिक तंबाखु विरोधी दिन हिवताप प्रतिरोध महिना / जनजागरण अभियान	<b>World Red Cross Day &amp; World Thalassaemia Day</b> <b>Mother's Day</b> <b>World Nurses Day &amp; World Chronic Fatigue Syndrome Awareness Day</b> <b>World Hypertension Day</b> <b>World Family Day</b> <b>National Dengue Day</b> <b>World Family Doctor Day</b> <b>World Multiple Sclerosis Day</b> <b>International Women's Health Day &amp; Menstrual Hygiene Day</b> <b>Intensified Diarrhoea Control Fortnight</b> <b>World Anti-Tobacco Day</b> <b>Malaria Prevention Month / Awareness Campaign</b>
६.	जून	५ जून ८ जून १० ते १६ जून १४ जून १५ जून १८ जून १९ जून २१ जून २६ जून २९ जून	जागतिक पर्यावरण दिन व राष्ट्रीय फायलेरिया विरोधी दिन जागतिक ब्रेन ट्युमर दिन दृष्टीदान सप्ताह जागतिक रक्तदाता दिन जागतिक वृद्ध अत्याचार विरोधी दिन ऑटिस्टिक गौरव दिन जागतिक सिकलसेल दिन आंतरराष्ट्रीय योग दिन जागतिक मादक पदार्थ विरोधी दिन राष्ट्रीय संख्याशास्त्र दिन	<b>World Environment Day &amp; National Anti-Filaria Day</b> <b>World Brain Tumor Day</b> <b>Eye Donation Week</b> <b>World Donor Day</b> <b>World Elder Abuse Awareness Day</b> <b>Autistic Pride Day</b> <b>World Sickle cell Day</b> <b>International Day of Yoga</b> <b>International Day against Drug Abuse and Illicit Trafficking</b> <b>National Statistics Day</b>
७.	जुलै	१ जुलै ६ जुलै ११ जुलै २८ जुलै २९ जुलै	राष्ट्रीय डॉक्टर दिन जागतिक प्राणीजन्य रोग दिन जागतिक लोकसंख्या दिन जागतिक कावीळ दिन क्षारसंजीवनी दिन	<b>National Doctor's Day</b> <b>World Zoonotic Disease Day</b> <b>World Population Day</b> <b>World Hepatitis Day</b> <b>ORS Day</b>
८.	ऑगस्ट	६ ऑगस्ट १ ते ७ ऑगस्ट १० ऑगस्ट	जागतिक हिरोशिमा दिन स्तनपान सप्ताह राष्ट्रीय जंतनाशक दिन	<b>World Hiroshima Day</b> <b>Breast Feeding Awareness Week</b> <b>National De-worming Day</b>

अ. क्र.	महिना	दिवस / कालावधी	आरोग्य दिन / ( Health Days )	
	ऑगस्ट	१२ ते २५ ऑगस्ट १५ ऑगस्ट २० ऑगस्ट २५ ऑगस्ट ते ८ सप्टेंबर	जागतिक युवा पंधरवाडा स्वतंत्रता दिन जागतिक डायस दिन राष्ट्रीय नेत्रदान पंधरवाडा	World Youth Fortnight Independence Day World Mosquito Day National Eye Donation Fortnight
९.	सप्टेंबर	५ सप्टेंबर ८ सप्टेंबर १० सप्टेंबर १६ सप्टेंबर २१ सप्टेंबर २५ सप्टेंबर २८ सप्टेंबर २९ सप्टेंबर सप्टेंबरचा शेवटचा रविवार	पोषाहार महिना प्रशिक्षण दिन /राष्ट्रीय शिक्षक दिन व मज्जारज्जु ( पाठीचा कणा) दुखापत दिन जागतिक साक्षरता दिन जागतिक आत्महत्या प्रतिबंध दिन जागतिक ओझोन दिन व जागतिक अस्थिमज्जा दाता दिन जागतिक अल्झायमर दिन जागतिक औषधनिर्माता दिन जागतिक रेबीज दिन जागतिक हृदय दिन जागतिक कर्णबधीरता दिन	Nutrition Month Training Day / National Teacher's Day & Spinal Cord Injury Day World Literacy Day World Suicide Prevention Day World Ozone Day & World Marrow Donor Day World Alzheimer Day World Pharmacist Day World Rabies Day World Heart Day World Day of Deaf
१०.	ऑक्टोबर	१ ऑक्टोबर २ ऑक्टोबर ऑक्टोबर महिन्याचा पहिला बुधवार ९ ऑक्टोबर १० ऑक्टोबर ११ ऑक्टोबर १२ ऑक्टोबर १३ ऑक्टोबर १५ ऑक्टोबर १६ ऑक्टोबर १७ ऑक्टोबर १८ ऑक्टोबर २० ऑक्टोबर २१ ऑक्टोबर	स्तनाचा कर्करोग जागरुकता महिना रक्तदान दिन व ज्येष्ठ नागरिक दिन व जागतिक शाकाहार दिन स्वच्छता दिन व राष्ट्रीय व्यसनाधीनता प्रतिरोध दिन जागतिक सेरेब्रल पाल्सी दिन जागतिक दृष्टी दिन मानसिक आरोग्य दिन आंतरराष्ट्रीय बालिका दिन जागतिक संधीवात दिन जागतिक थ्रोम्बोसिस दिन जागतिक हाताची स्वच्छता जागरुकता दिन जागतिक अन्न दिन व जागतिक बधीरीकरण दिन जागतिक आघात दिन जागतिक रजोनिवृत्ती दिन जागतिक अस्थी विदीर्णता दिन जागतिक आयोडीन न्युनता विकार नियंत्रण दिन	Breast Cancer Awareness Month Blood Donation Day & Senior Citizen Day & World Vegetarian Day Cleanliness Day & National Anti Drug Addiction Day World Cerebral Palsy Day World Sight Day Mental Health Day International Girl Child Day World Arthritis Day World Thrombosis Day Global Hand washing Day World Food Day & World Anesthesia Day World Trauma Day World Menopause Day World Osteoporosis Day World Iodine Deficiency Disorder Control Day

अ. क्र.	महिना	दिवस / कालावधी	आरोग्य दिन / ( Health Days )	
		२४ ऑक्टोबर २६ ऑक्टोबर २९ ऑक्टोबर ३० ऑक्टोबर	जागतिक पोलिओ दिन जागतिक स्थूलता दिन जागतिक पक्षाघात दिन जागतिक काटकसर दिन	<b>World Polio Day</b> <b>World Obesity Day</b> <b>World Stroke Day</b> <b>World Thrift Day</b>
११.	नोव्हेंबर	७ नोव्हेंबर १० नोव्हेंबर १२ नोव्हेंबर १३ - १९ नोव्हेंबर १४ नोव्हेंबर १७ नोव्हेंबर १९ नोव्हेंबर १५ - २१ नोव्हेंबर	राष्ट्रीय कर्करोग जागरूकता दिवस जागतिक लसीकरण दिन जागतिक न्युमोनिया दिन जागतिक प्रतिजैविके जागरूकता दिन बाल दिन व जागतिक मधुमेह दिन राष्ट्रीय अपस्मार दिन व जागतिक अपुन्या दिवसांची प्रसुती दिन जागतिक दीर्घकालीन श्वासावरोध विकार दिन व जागतिक शौचालय दिन नवजात बालक काळजी सप्ताह	<b>National Cancer Awareness Day</b> <b>World Immunization Day</b> <b>World Pneumonia Day</b> <b>World Antibiotic Awareness Week</b> <b>Children's Day &amp; World Diabetes Day</b> <b>National Epilepsy Day &amp; World Prematurity Day</b> <b>World COPD Day &amp; World Toilet Day 2015</b> <b>New Born Care Week</b>
१२.	डिसेंबर	१ डिसेंबर २ डिसेंबर ३ डिसेंबर ९ डिसेंबर ११ ते १७ डिसेंबर १२ डिसेंबर	जागतिक एड्स प्रतिबंध दिन भोपाळ दुर्घटना दिन / राष्ट्रीय प्रदूषण प्रतिबंध दिन जागतिक अपंग / दिव्यांग दिन जागतिक रुग्ण सुरक्षा दिन सिकलसेल जनजागृती सप्ताह सार्वत्रिक आरोग्य उपलब्धता दिन	<b>World AIDS Prevention Day</b> <b>Bhopal Gas Tragedy Day / National Pollution Prevention Day</b> <b>World Handicap Day</b> <b>World Patient Safety Day</b> <b>Sickle cell Disease Awareness Week</b> <b>Universal Health Coverage Day</b>

# Gender Budget



## 1. Maternal Health (MH):

Public Health Department, Govt. of Maharashtra providing Antenatal Care, Intranatal Care and Postnatal care health services to all pregnant mothers in the state. This includes, early registration of all pregnant mothers as soon as possible, Minimum 4 ANC checkups including registration, Inj. Td, Prophylactic and therapeutic Iron-Folic Acid tablets are given and also calcium tablets, if needed severe anemic mothers are given Inj. Iron Sucrose at the same time.

Line list of all pregnant mothers are prepared as per Expected Date of Delivery & Expected Place of Delivery and follow up & monitoring done. Also line list of High risk mothers and severely anemic mothers along with their regular follow up & monitoring done.

Every Wednesday Matrutva Divas is being conducted at every health facility above Primary Health Centre for checkup of all high risk mothers from respective jurisdiction by specialist and if specialist not available then by medical officers.

A birth companion with pregnant mother is allowed to be present at the time of delivery in the labor room for social & psychological support to the mother.

Delivery point institutes are mapped as Level 1, Level 2 and Level 3 delivery points based upon population and time to care concept. Monitoring of Delivery points done regularly.

As per the guidelines from Gol, Pradhan Mantri Surakshit Matritva Abhiyan is being implemented in the state on every 9<sup>th</sup> day of every month or if 9<sup>th</sup> is holiday it will be organized on next working day. During this abhiyan every pregnant mothers is provided high quality ANC services during her visit.

Also Janani Surksha Yojana (JSY), Janani Shishu Surksha Karyakram (JSSK) are implemented and Maternal death review (MDR) for every maternal death is conducted.

### **A) Janani Suraksha Yojana (JSY):**

As per Govt. of India Guidelines Janani Suraksha Yojana is implemented in the state since 2005-06. Under this scheme Pregnant mothers residing in urban and rural areas and belonging to Schedule Caste, Schedule Tribe and Below Poverty Line and if delivers in Govt. or Govt. accredited health institute then beneficiaries given monetary benefit through DBT/Aadhar linked Bank account.

In emergency if LSCS is required for delivery of JSY beneficiary in Govt. Hospital and if there is vacancy of Gynaecologist, then gynaecologist from the nearest Govt. Hospital is to be called for LSCS. For such services, benefit of Rs. 1500 is to be given to the concerned Gynaecologist for contingency and travelling expenses.

If the eligible beneficiary residing in rural area delivered in Govt. or Govt. accredited health institute, then beneficiary given monetary benefit of Rs.700/- and if the eligible beneficiary residing in urban area delivered in Govt. or Govt. accredited health institute, then beneficiary given monetary benefit of Rs.600/- through DBT/Aadhar linked Bank account. In case of emergency if pregnant woman need LSCS to be done for delivery, then beneficiary will be given monetary benefit upto Rs.1500/- through DBT/Aadhar linked Bank account. If eligible beneficiary is from Below Poverty Line delivers at home, in such cases Rs. 500/- is paid to beneficiary through DBT/Aadhar linked Bank account. Also monetary benefits are given by using PFMS techniques

**Information of JSY beneficiaries given benefit from 2023-24 to 2025-26  
(Up to Sept 2025 ) is as follows.**

Year	Yearly E.L.A.	No of beneficiaries given benefit	Percentage
2023-24	414535	367613	89
2024-25	425674	378467	89
2025-26 (Up to Sept 2025)	430751	155563	36

(Source of Information :- Data collected from Districts & Corporations from Google Sheet)

**• Year wise Budget approved for Janani Suraksha Yojna (JSY).**

Year	Approved Budget (in lakhs)
2023-24	Rs. 4254.44/-
2024-25	Rs. 4604.90/-
2025-2026	Rs. 4656.65/-

(Source of Information :- Approved PIP)

**B) Janani Shishu Surksha Karyakram (JSSK): -**

Under JSSK following services are given to all Pregnant mothers & Delivered mother up to 42 days and Sick Infants (upto1 year of age) :-

1. Free transport services ( Home to institutes, Institutes to institutes and Institute to Home)
2. Free consultation, lab. Investigations and other diagnostic tests
3. Free Medicines and other consumables.
4. Free Delivery & Caesarian section.
5. Free diet during stay in the health institutions after delivery (3 days for normal delivery & 7 days for caesarian section.)
6. As per need provision of free blood for transfusion.

**• Performance of free referral transport and other services provided under JSSK**

S.N.	Services	2024-25		2025-26 (Up to Sept 2025)	
1	Public health institutional deliveries	734645		340509	
2	Free Referral Transport Services	Pregnant & Delivered Mothers	Sick Infants Up to 1 year	Pregnant & Delivered Mothers	Sick Infants Up to 1 year
	a. Home to Institution	321999	45307	134617	20975
	b. Drop Back to Home	396783	73942	171003	--
3	Free Diagnostics	1839283	123891	887635	61660
4	Free Medicines	1944309	149204	957827	71575
5	Free Diet	652786	--	320530	--
6	Blood Transfusion	42861	5336	--	--

(Source of Information :- HMIS Portal)

- **Year wise Budget approved & Expenditure under JSSK**

Year	Approved Budget (in lakhs)	Expenditure (in lakhs)
2023-24	*** Rs. 20684.19 /-	****Rs. 11685.55 /-
2024-25	*** Rs. 23169.79 /-	****Rs. 8726.63 /-
2025-26 (Up to Sept.25)	*** Rs. 14997.06 /-	****Rs. 4047.88 /-

(Source of Information :- Budget and Expenditure Statement, FMG Cell, SFWB Pune)

# Approved Budget for JSSK Activities Under FMR Code-RCH.1/S.No.4 & S.No.5.

## Expenditure incurred in the corresponding year for JSSK Aactivities Under FMR Code -RCH.1/S.No.4 & S.No. 5.

### C) Maternal Death Review (MDR):

Every Maternal death in the state is reviewed at different levels. All Maternal Deaths belonging to their jurisdiction Reviewed by District Civil Surgeon and Medical Officer of Health, Municipal Corporation respectively. Maternal Deaths are also reviewed at Divisional Level and State Level Randomly. Causes of Maternal Deaths identified at each level and strategies formulated for prevention of maternal deaths in the state.

### D) Pradhan Mantri Surkshit Matrutwa Abhiyan (PMSMA) :

Govt. of India has launched ambitious “Pradhan Mantri Surkshit Matrutwa Abhiyan” scheme to provide quality health services to needy Pregnant Mothers in 2nd & 3rd Trimester. Laboratory tests, Sonographic examination, Physical& abdominal examination by Obstetrician, timely diagnosis of high risk mothers, prompt referral services are important components of this campaign on 9th of every month. If the 9th day of the month is a Sunday/ a holiday, then the Clinic would be organized on the next working day. These services will be provided in addition to the routine ANC at the health facility/ outreach. To implement this campaign effectively, participation of private obstetrician is very much essential. Campaign has already been started in selected eligible Govt. Institutions.

- **Pradhan Mantri Surkshit Matrutwa Abhiyan performance**

Year	Total number of pregnant women Received Antenatal care under PMSMA	Received Antenatal care under PMSMA in 2nd or 3rd trimester for 1st time	Total Number of high risk pregnancies identified	No. of pregnant women whose Ultrasound was conducted
2023-24	280501	120674	46334	94254
2024-25	297040	118887	95025	66398
2025-26 (Up to Sept 2025)	139261	56333	44677	30695

(Source of Information :- PMSMA Portal)



## 2. JANANI SHISHU SURAKSHA KARYAKRAM (JSSK)

### Preamble :

It has been observed that most of the times due to delay in reaching health care facility mothers and infants are deprived of emergency care resulting in maternal morbidity and mortality, still birth and neonatal deaths. To prevent all these complications, it is important that mothers and sick infants up to age of 1 year should be provided quality care, free of cost including diet and transport facility on time.

### Aims & Objectives :

The main aim of RCH program is to reduce MMR and IMR. In the State percentage of institutional deliveries is 99 % to total deliveries. In government Hospitals drugs and consumables, lab diagnostics, LSCS if needed, or arrangement of vehicle in case of referral were the major causes of out of pocket expenses for delivered mothers. The goal of NHM is to reduce the maternal and neonatal death which may cause due to delay and lack of money.

In order to reduce the maternal and neonatal deaths, the Govt. of India has announced the **Janani Shishu Suraksha Karyakram (JSSK)**. As per Govt. Resolution dated 26th September 2011 Janani Shishu Suraksha Karyakram has been launched from 7th October 2011 in all districts of Maharashtra. Under this scheme services are provided to pregnant & delivered mothers (up to 42 days after delivery) and sick infant's upto the age of 1 year are getting free services in all government health facilities irrespective of poverty level, caste and parity.

### Implementation of Janani Shishu Suraksha Karyakram :

**1. Free drugs & Consumables** - List of medicines required for mothers and sick infants

is provided under JSSK as per Gol guidelines. Medicines are centrally procured and supplied to all districts and corporations as per annual demand.

**2. Free Referral Transport** - Each of the village, district or city is connected to all PHCs, RH, SDH, DH, WH, GH, Government medical college hospitals and Municipal Corporation Maternity Homes and hospitals under Public health department, Mothers and infants are being referred to nearest facility with availability of services needed. 24 X 7 Centralized call center is established at Pune. 108 & 102 Toll free numbers are available.

**3. Free Diagnostics** - Both essential and disirable lab investigations are conducted free of cost for pregnant mother during ANC, INC and PNC up to 6 weeks. Sick infants up to the age of 1 year are also provided free diagnostic services when needed.

**4. Free Diet To Delivered Mothers** - Delivered mothers are provided free diet in government health facilities up to 3 days for normal deliveries and up to 7 days for caesarean section delivery. During this period, mother is counselled for initiating breast feeding, diet, Family planning and immunization of neonates.

**5. Provision of Free Blood** - Free Blood transfusion is done whenever required to tackle emergencies and complications of deliveries & C - section in government health institutes.

### Facilities Providing JSSK Services :

These facilities are provided at Sub-Centers, Primary Health Centers, Rural Hospitals, Sub-District Hospitals, District Hospitals, Women Hospitals and other Govt. health Institutes.

• **Performance of free referral transport and other services provided under JSSK**

<b>S.N.</b>	<b>Services</b>	<b>2024-25</b>		<b>2025-26 (Up to Sept 2025)</b>	
1	Public health institutional deliveries	734645		340509	
2	Free Referral Transport Services	Pregnant & Delivered Mothers	Sick Infants Up to 1 year	Pregnant & Delivered Mothers	Sick Infants Up to 1 year
	2.a. Home to Institution	321999	45307	134617	20975
	2.b. Interfacility transfers	150476	19967	69411	12899
	2.c. Drop Back to Home	396783	73942	171003	--
3	Free Medicines	1944309	149204	957827	71575
4	Free Diet	652786	--	320530	--
5	Free Diagnostics	1839283	123891	887635	61660
6	Blood Transfusion	42861	5336	--	--

### 3. Performance of Family Welfare Programme

Information to be included in performance budget as per new concept GENDER BUDGET

Indicator	Year 2024-2025			Year 2025-2026 (upto Sept. 2025)		
	E.L.A.	ACH.	%	E.L.A.	ACH.	%
1	2	3	4	5	6	7
Tubectomy	460000	279675	61	460000	121182	26
I. U. D.	490000	446786	91	490000	207155	42
Oral Pills Users	375000	245868	66	375000	149897	40

Yearwise Budget approved Family Planning	2022-23	2023-24	2024-25	2025-26
Approved Budget (in Lakhs)	Rs. 5018.22	Rs. 2800	Rs. 4010	4010



#### 4. Family Planning Indemnity Scheme

The Government of India is implementing Family Planning Indemnity Scheme vide GR No.kuniyo-2013/prk 74/kuk Date 09/05/2013 & GR No.kuniyo-2013/prk 74/kuk Date 18/07/2016. Under this Scheme

monetary benefit is given to the cases of Death, Failure and Complication arising from sterilization operation. The budget of has scheme is from National Health Mission . The benefits are as follows.

No.	Section	Details	Limits
1	1A	Death attributable to Sterilization (inclusive of death during process of sterilization operation ) in hospital or within seven days from discharge from the hospital.	Rs. 2,00,000/-
2	1B	Death attributable Sterilization within 8-30 days from the date of discharge from the hospital.	Rs. 50,000/-
3	1C	Failure of sterilization	Rs. 30,000/-
4	1D	Cost of treatment in hospital & upto 60 days arising out of complication attributable to sterilization operation. (Inclusive of complication during process of sterilization operation.) from the date of discharge.	Actual not exceeding Rs. 25,000/-
5		Indemnity per Doctor / Health Facilities but not more than 4 in a year	Upto Rs. 2,00,000/- per case



## 5. Adolescent Health Program - Female

### Preamble :-

Adolescents (age 10-19 year) contribute over 23% of the population in Maharashtra. Adolescence is a phase of rapid physical growth, psychosocial development and sexual transformation. Information regarding such changes may not be available in schools & collages. Because of wrong information there may be misunderstanding about preventive aspects. Therefore separate programme of Adolescent Reproductive and Sexual Health Programme (ARSH) is incorporated in Reproductive and Child Health Programme Phase II.

### Aims & Objectives :-

#### • Aims :-

> Improve reproductive Health status of adolescent girls & boys

> Reduction in IMR, MMR and TFR

> Prevention of management of obstetric complications during pregnancy

#### • Objectives :-

> Providing counseling & awareness to adolescent boys & girls about their health

> Providing access to early & safe abortion services

> Creating sensitization & awareness about reproductive sexual health in adolescents.

> Improve knowledge / awareness about the adolescents health problems.

### Implementation Strategies:-

Various schemes are being implemented under Adolescent Health Programme.

- Clinical Health services through 1171 Adolescent Friendly Health Clinics, Outreach activities by AFH Clinics.

- Distribution of IFA tablets through WIFS programme.

- In Promotion of Menstrual Hygiene Programme sanitary napkins are provided to adolescents girls in rural area at Rs.6/- per sanitary napkin .

### Facility Providing Services :-

Facilities are provided to adolescents through selected AFHCs in the State. These AHF clinics are at District Hospital, Sub-district Hospitals, Rural Hospitals, Women Hospitals and Govt. Medical colleges, Primary Health Centers and selected areas of Corporations.

State started the Promotion of Menstrual Hygiene Scheme From 2013-14 in rural areas of 8 districts. Under this scheme sanitary napkins are provided to adolescents girls with reasonable rate through ASHA's . This Scheme is implemented in all districts in Maharashtra From 2018-19. In this programme health education is given to adolescents girls by ASHA and this program monitored by Medical Officer.

Weekly Iron Folic Acid Supplementation Scheme started in the year 2012-13. Under this scheme 1 tablet of Iron & Folic Acid in each week is being given to the School going boys and Girls (Std 6<sup>th</sup> to 12<sup>th</sup>) and for non

school going girls. For school going girls tablets are distributed through schools and for non school going girls Anganwadi Workers distribute IFA tablets.

### Manpower:-

Under AH programme, amongst 1171 Adolescent Friendly Health clinics throughout the State, Medical Officers and Staff Nurse, ANM & MPWs are trained in Adolescent Friendly Health Services trainings so that they can give adolescent friendly health services to the adolescents attending the clinics for their health related problems. Also, in every district a post of Adolescent Health Counselor is sanctioned whereas at clinics in 15 high priority districts such as Chh. Sambhajinagar, Jalna, Hingoli, Beed, Jalgaon, Dhule, Nandurbar, Nanded, Gadchiroli, Palghar, Thane, Amravati, Yavatmal, Nashik and Ahilyanagar ( for clinics at District Hospital, Sub District Hospital and Rural Hospital only) a designated Adolescent Health Counselor post is sanctioned. These Counselors provide counseling & guidance regarding health.

The PMHS programme is monitored by MO at PHC, THO at block level and DRCHO at district level.

### Various Schemes & Activities :-

#### 1. Adolescent Reproductive Health :-

In AFH Clinics treatment, counseling & guidance is given to adolescents. Through clinics counseling and treatment is given on menstrual problems, RTI /STI Management, Skin Problem, Contraceptives (OCP, IUD, ECP) is given. Adolescent Health Counselors arrange outreach activities in schools to give maximum services to adolescents of the district. In outreach activities essay competition, speech competition, debate etc. To create awareness among adolescents melavas are also arranged.

#### 2. Promotion of Menstrual Hygiene Scheme :-

In adolescent girls physical, mental, emotional & social changes Occur. In this particular period menstrual cycle begins. This crucial stage starts from age group 10 to 16 years. Because of lack of knowledge about taking precautions in menstrual cycle, most of the adolescent girls face difficulties. According to guidelines of Govt. of India Promotion of Menstrual Hygiene Scheme is implemented in the State. This programme is for adolescent's girl's age group of 10 to 19 years. The programme was implemented in 8 districts (Dhule, Nandurbar, Akola, Buldhana, Amravati, Latur, Beed, Satara) from 2013-14 to 2015-16. Since 2018-19 scheme is implemented in all districts of Maharashtra.

### Objectives:-

The programme is implemented in rural areas with the following objectives.

> To increase awareness among adolescent girls on Menstrual Hygiene, build self esteem, and empower girls for greater socialization.

> To increase access and use of high quality sanitary napkins to adolescent girls in rural areas through ASHA.

> To ensure safe disposal of Sanitary Napkin packs.

### 3. Weekly Iron Folic Supplementation Scheme :-

The main objective of the National Health Mission is to reduce MMR,IMR,TFR. In India 23 % of the population is adolescent. To improve mental and physical health of the adolescents, WIFS Scheme is implemented from the year 2012-13. The objective of the scheme is to reduce anemia in adolescent boys & girls. Under WIFS programme, one IFA tab is given to School going boys & girls (Std 6th to 12th) and out of school girls once in the week (on Monday) for 52 weeks through AWC. In this programme there is convergence of Education Department, Women & Child Development Department & Public Health Department.

Along with this distribution of WIFS tablets, Tab Albendazole is distributed to School going boys & Girls and Non School going Girls to reduce Worm Infestation. These tablets are given in the month of Aug and Feb, twice in the year.

### 4. Rashtriya Kishor Swasthya Karyakram (RKSK)

Adolescents in 10 -19 years age group constitute about 1/5 the of population and young people in 10-24 years age group about 1/3 of the population. Ministry of Health & family

Welfare, Government of India has launched this new Adolescent health Programme which envisages strengthening of the health system for effective communication, capacity building and monitoring and evaluation. The main objectives of the Programme are

### Present Status :-

#### Adolescent Friendly Health Clinic Performance :

Indicators	Female (April to March 2018-19)		Female (April to March 2019-20 )		Female (April to March 2020-21 )		Female (April to March 2021-22 )		Female (April to March 2022-23)	
	10 to 14 Yrs.	15 to 19 Yrs.	10 to 14 Yrs.	15 to 19 Yrs.	10 to 14 Yrs.	15 to 19 Yrs.	10 to 14 Yrs.	15 to 19 Yrs.	10 to 14 Yrs.	15 to 19 Yrs.
Total no. of Clients registered	165870	250076	193249	283307	131398	206509	159604	240506	251838	366108
Total no. of Clients who received clinical services	162520	257569	186850	284622	129529	210699	155155	226939	247141	357690
Menstrual Problems	15656	38908	16312	40926	10947	27834	14077	28277	35571	70821
RTI/STI Management	3739	10417	3449	8596	2011	5613	1498	7838	7038	14045
Skin Problems	27278	38456	28901	39509	19287	25907	26191	35451	36131	47661
ANC	407	15950	184	17979	0	12912	45	9452	0	19076
IFA Tablets	41831	61632	51871	77801	36618	56470	30302	46810	61520	92400
1. Condoms	0	2094	0	495	0	164	0	174	0	1885
2. OCP	0	985	0	580	0	286	1	393	0	895
3. ECP	0	722	0	48	0	22	3694	4455	0	340
4. IUD	0	164	0	159	0	154	15350	16374	0	352
Immunization	5607	10353	12269	18070	8671	12692	13552	17209	19014	26618
Others	47669	56611	73790	51890	51890	68645	69489	81092	99763	108092

1) To reduce the prevalence of malnutrition among adolescent girls and boys.

2) To reduce the prevalence of iron deficiency anemia (IDA) among adolescent girls and boys.

3) To improve knowledge, attitudes and behavior, in relation to Sexually and Reproductive Health.

4) Reduce teenage pregnancies.

5) To improve birth preparedness and provide early parenting support for adolescent Parents.

6) To address mental health concerns of adolescents.

7) To promote favourable attitudes for preventing injuries and violence (including GBV) among adolescents.

8) To increase adolescent awareness of the adverse effects and consequences of substance misuse.

9) To promote behavior change in adolescents to prevent NCDs such as hypertension stroke, cardio – vascular diseases and diabetes.

During the year 2014-15 the State has proposed 9 high priority districts for implementation of RKSK. These districts are Dhule, Nandurbar, Jalgaon, Aurangabad, Jalna, Hingoli, Beed, Nanded, Gadchiroli. In the year of 2017- 18 Palghar district was added. During the year 2018-19 four more districts viz, Ahmednagar, Nashik, Thane & Yavatmal are included in RKSK

**Rashtriya Kishor Swasthya activities are as follows.:-**

- At community level activities by peer educators.
- Organization of Adolescent Health day.
- BCC and IEC activities

Indicators	Female (April to March 2023-24)		Female (April to March 2024-25 )		Female (April to September 2025)	
	10 to 14 Yrs.	15 to 19 Yrs.	10 to 14 Yrs.	15 to 19 Yrs.	10 to 14 Yrs.	15 to 19 Yrs.
Total no. of Clients registered	309503	330160	371228	477597	217054	273425
Total no. of Clients who received clinical services	286956	420089	347695	456467	200550	253596
Menstrual Problems	25881	58143	27998	63448	15933	35690
RTI/STI Management	7070	15711	6624	11726	2645	4921
Skin Problems	46942	58493	55418	65407	33608	38124
ANC	0	0	0	0	0	0
IFA Tablets	65509	94331	85379	113388	44386	57697
1. Condoms	0	807	0	292	0	72
2. OCP	0	0	0	0	0	0
3. ECP	0	0	0	0	0	0
4. IUD	0	0	0	0	0	0
Immunization	13917	21523	20272	24153	12346	13981
Others	95585	110748	151127	160701	91314	95369

### Promotion of Menstrual Hygiene Scheme

Year	Total Quantity received	Total No. of AGs	Total No. of ASHAs	No. of Packs Sold	No. of Packs as free distribution to ASHA	Total Consumption	Average	%	Funds recouped to District Health Society A/c in Rs.
Nov to March 2018-2019	538593	700359	12441	258778	4671	263449	52690	7.39	1293890
April to March 2019-2020	9876329	3692816	60582	5652733	336323	5989056	499088	13.3	28263665
April to March 2020-2021	8732506	3596401	61065	4061706	303137	4364843	363737	9.95	20308530
April to March 2021-2022	4380280	3522294	60576	956452	117733	1074185	89515	2.5	4531985
April to March-2022-23	2435399	2478017	61154	156246	156246	178409	29735	1.17	781230
April to March 2023-2024	1804526	2430757	59712	858675	98372	957047	79754	3.2	4293375
April to March 2024-2025	880654	2205641	63016	259092	71879	330971	27581	1.22	1295460
April to July-2025	549683	2078242	64052	10003	3470	13473	3368	0.16	50015

### Weekly Iron Folic Supplementation Scheme :

Year	Targeted Beneficiaries	Girls (Achievement)	%
Female (April to March 2017-18)	4147814	2826672	68.15
Female (April to March 2018-19)	4706700	3159081	67.12
Female (April to March 2019-20)	5198719	2311554	44.46
Female (April to March 2020-21)	5106364	1486740	29.12
Female (April to March 2021-22)	5254957	3092215	58.84
Female (April to March 2022-23)	5258443	2410910	45.85
Female (April to March 2023-24)	5258443	348897	6.63
Female (April to Sept 2024-25)	5258443	821327	15.62
Female (April to Sept 2025-26)	5258443	992095	18.87

### Selection of Peer Educators

Sr. No.	Districts	No. of Peer Educators to be selected	No. of Peer Educators selected in 2019-20	No. of Peer Educators selected in 2020-21	No. of Peer Educators selected in 2021-22	No. of Peer Educators selected in 2022-23	No. of Peer Educators selected in 2023-24	No. of Peer Educators selected in 2024-25	No. of Peer Educators selected in 2025-26 (April to Sept. 25)
1	Thane	1812	1642	1688	1790	1790	1790	1812	4458
2	Palghar	2380	1182	1928	1928	1928	4928	6694	6630
3	Nashik	4796	4546	4672	4672	4672	4676	4796	14704
4	Dhule	860	860	860	904	1004	4210	6126	5632
5	Nandurbar	1420	1405	1264	1301	4687	4206	5294	4161
6	Jalgaon	4197	3648	4197	4197	4197	7197	10867	10913
7	Ahilyanagar	4114	4114	4114	4125	4125	4114	4114	14164
8	Chh. Sambhajinagar	2200	2123	1838	1768	1768	1945	3702	6472
9	Jalna	1820	1820	1820	1820	1820	1820	5384	5498
10	Hingoli	1120	1021	1120	1280	1280	1120	3400	3400
11	Beed	3103	3103	3102	3102	3102	3103	7377	7550
12	Nanded	4020	4020	4020	4020	7408	7908	7908	5406
13	Yavatmal	4248	4085	4120	4118	4118	4142	4248	8233
14	Gadchiroli	2517	2517	2517	2517	4480	4480	4480	4480
15	Amravati	0	0	0	0	0	0	0	1054
	<b>Total</b>	<b>38607</b>	<b>36086</b>	<b>37260</b>	<b>37542</b>	<b>46379</b>	<b>55639</b>	<b>77256</b>	<b>102755</b>

### Budget & Exp. For AH/RKSK :-

Year	Budget	Expenditure	%
2018-2019	1027.10	650.20	63.30
2019-2020	4109.24	1853.29	45.10
2020-2021	2011.62	991.28	49.28
2021-2022	3312.50	2878.28	86.89
2022-2023	4628.77	1013.05	16.99
2023-2024	5232.13	2712.23	51.84
2024-2025	5975.85	1811.62	30.32

### **3. EMPLOYEE'S STATE INSURANCE SCHEME**

### 3. EMPLOYEE'S STATE INSURANCE SCHEME

#### (I) INTRODUCTION :-

"Employees' State Insurance Act, 1948" passed by the Parliament a Premier Social Security Legislation for industrial workers. The E. S. I. Scheme provides medical services and cash benefits to the Insured Persons (I. Ps.) and their family members. As per the notification dt.30/04/2025 of the ministry of Labour of Employment, Govt the ESI scheme has been implemented in all areas of all districts of the state of Maharashtra from dt. 01/05/2025. The E. S. I. Scheme is applicable to the factories employing 10 workers, or more than 10. The scheme is being extended to the Hotel, Cinema theaters, Transport organisation etc. employing 10 or more workers. State wide Notification dt. 27/07/2023 has implemented ESI Scheme to Municipal bodies including Municipal Corporation(Nagar Nigam), Municipal Councils,Nagar Palika & other Urban local Bodies run by State Govt wherein 10 or more persons on casual or contractual or both basis are employed or were employed for wages on any day for the last twelve months. The employees drawing wages upto Rs. 21,000 per month only are covered under E. S. I. Scheme. This limit is increased (upto Rs. 21000 p. m.) with effect from 1st October, 2016.

The Medical benefits include in-patient, out-patient and Specialist medical treatment to the insured persons and their family members. The medical benefits are administered by the State Government and the cash benefits are administered by the E. S. I. Corporation, New Delhi. The scheme is being implemented in Maharashtra since 1954 and covers **49,14,790** insured persons and **1,96,59,160** (approximate) family members as on 31 March 2025.

As per Government Resolutions dated 21/06/2016, 05/05/2018, 14/05/2018, 16/8/2018, 12/12/2018 and 11/01/2019 the Maharashtra Employee State Insurance Society has been established for Employee State Insurance Scheme. On March 11, 2019 Maharashtra Employee State Insurance Society has been registered in accordance with the "Society Registration Act, 1860. (Society Registration No. 488/2019). Also Maharashtra Employee State Insurance Society is an autonomous Organization under the Public Health Department of The Government of MAHARASHTRA.

#### (II) ADMINISTRATION OF MEDICAL BENEFITS :-

(i) Out-patient treatment :- For controlling & Samarth founding of Out - patient (OPD) services Provided to insured Persons (IPS) under this scheme for administrative Convenience, a total 08 Regional office have been established in the state of Mumbai, Thane, Kolapur, Nashik, Chh. Sambhaji Nagar, Amravat and Nagpur. Insured Persons registered under this Scheme & their families falling under the junionction of these 08 regional offices OPD medical Semior are Provided through Private Insurance Medical Practitioners (Panel System) and through ESIS semic dispensorios. In the Panel system, Insurance medical Practitioers (IMPs) provides OPD medical services to registered IPs & their families in their Private clinis. OPD medical services are also Provided to IPS & their families through ESIS service dispensenior. As on 31 st October,2025, a total of 502 IMPS & a total of 111 ESIS service Aspensories are funtional in the state under the junction of the above meritioned 08 Regional office.

(ii) In-patient treatment Hospitalisation :- The Insured Persons and their family members who need hospitalisation are admitted in E. S. I. Scheme Hospitals.

There are 12 E. S. I.S. Hospitals & 03 E. S. I. C. Hospital with total commissioned bed strength of 1245 & 380 respectively. All indoor treatment is given in these Hospitals under secondary medical care. The indoor treatment is also given in Private/Govt. and local body Hospital where beds are reserved for the insured persons under E. S. I. Scheme. The number of reserved beds in such Hospitals is 548. Also the no. of private tie-up hospitals are 307 for secondary medicare & 136 tie-up for treatment of Super Speciality disease.

(iii) Specialist treatment :- The specialist treatment is provided through E. S. I. Specialist Center. and fring ESI Hospitals. The experts in various specialities are attached to these centers to provide specialist consultation to the I. Ps. and their family members.

(iv) Supply of drugs/ medicines :- The insured persons and their family members are supplied drugs free of costs. The drugs prescribed by the Insurance Medical Practitioners, Medical Officers and Specialists are supplied through 12 ESI hospitals, 111 ESIS Dispensaries and 08 approved chemists under E. S. I. Scheme.

(v) Ambulance Service :-Ambulance service wherever necessary Lf insurance patient is provided through Ambulance attached to the E. S. I. Hospitals. or by opinting Ambulance outstandare. There are 6 Ambulances ESI owned working in Maharashtra.

(vi) ICU Services - ICU Services have been smrted in 08 out of the 12 ESI hospitals since 2025.

(vii) Provision of funds Till the year 2018-2019 :-As per the agreement between the State Govt. and E. S. I. Corporation, New Delhi, the expenditure on E. S. I. S. is initially incurred by the State Govt. and the 7/8 share of the total expenditure so incurred is reimbursed by the E. S. I. Corporation, New Delhi. However, the expenditure so shared is limited to what is called "Medical Benefits Ceiling" prescribed by the E. S. I. Corporation. Any expenditure above the medical benefits ceiling is to be borne by the State Govt. exclusively. However since there is dual control of State Govt. & ESIC on the ESI Scheme. Therefore in order to improve the Medical Services provided through ESI Scheme State Govt. in March-2019 has formed the autonomous body in the form of Society under "Society Registration Act 1860" as proposed by ESIC, The said ESI Society has been registered on 11/03/2019 & has been started functioning from 2019-20. The 100 % expenditure of ESI Society is borne by ESIC & there is no share of State Govt. in this expenditure. The State Govt. employee working for ESI Scheme is looking after the ESI (Society) work & are drawing their salaries through State Govt. Budget through treasury as usual. The expenditure incurred on salary of the State Govt. employee is being reimbursed to the State Govt. in full. As mentioned above the funds of the society is being made available by ESIC, New Delhi.

#### (III) Medical treatment facilities to the general Public

Medical treatment facilities for common citizens covered under the Central Government's Ayushman Bharat Pradhan Mantri Jan Arogya Yojana (PMJAY) have at 50 been stared from the 12 ESI hospitals of this scheme from dt. 07/04/2025.

Table - I

## Financial Requirements

## ESI Scheme Maharashtra

(Rs. in Thousands)

1	Actual Expenditure for 2024-2025			Budget Estimates for 2025-2026			
	Committed 2	Programme 3	Total 4	Committed 5	Programme 6	Total 7	
<b>(A) Activity Classifications</b>							
Charged							
(1)Commissioner, ESI Scheme	...	86718	--	86718	119493	--	119493
(2)Admn. Medl. Officer, ESI Scheme,	...	381745	--	381745	488827	--	488827
(3)E. S. I. Scheme, Hospital,	...	1585190	--	1585190	2053090	--	2053090
(4)Grant-in-aid for M. G. M. Hospitals.	...	281235	--	281235	332882	--	332882
Charged ...		1	--	1	1	--	1
Total (A) Gross Voted		<b>2334888</b>	--	<b>2334888</b>	<b>2994292</b>	--	<b>2994292</b>
Deducted Recoveries		--	--	--	--	--	--
Charged ...		1	--	1	1	--	1
Total (A) Net Voted		<b>2334888</b>	--	<b>2334888</b>	<b>2994292</b>	--	<b>2994292</b>
<b>(B) Objectwise Classifications.--</b>							
(1) E. S. I. Scheme.--	...						
(1) Salaries. Voted		2053653	--	2053653	2661372	--	2661372
(2) Contractual Services	...	0	--	0	2	--	2
(3) Office Expenses	...	0	--	0	3	--	3
(4) Payment for Professional & Special Services.	...	0	--	0	2	--	2
(5) Materials and Supplies.	...	0	--	0	2	--	2
(6) Diet Charges.	...	0	--	0	1	--	1
(7) Other Charges	...	0	--	0	28	--	28
(8) Grant-in-aid.	...	281235	--	281235	332882	--	332882
Charged	....	1	--	1	1	--	1
Total (1) Gross Voted	...	2334888	--	2334888	2994292	--	2994292
Deducted Recoveries	...	--	--	--	--	--	--
Charged	...	1	--	1	1	--	1
Total (1) Net Voted	...	2334888	--	2334888	2994292	--	2994292
<b>(C) Source of Finance</b>							
Charged	...	--	--	--	--	--	--
(1) Demand No. R-1 Voted	...	--	--	--	--	--	--
Major Head, 2210-Medical & Public Health		--	--	--	--	--	--
Charged.	...	--	--	--	--	--	--
Total (C) Gross Voted	...	--	--	--	--	--	--
Deducted Recoveries	...	--	--	--	--	--	--
Charged	...	--	--	--	--	--	--
Total (C) Net Voted	...	--	--	--	--	--	--

Table - I

(Rs. in Thousands)

Revised Estimates for 2025-2026			Budget Estimates for 2026-2027				
Committed 8	Programme 9	Total 10	Committed 11	Programme 12	Total 13		
						<b>(A) Activity Classifications</b>	
						...	Charged
113519	--	113519	132636	--	132636	...(1)	Commissioner E.S.I. Scheme
476866	--	476866	542597	--	542597	...(2)	Admn. Medl. Officer, ESI Scheme
1700436	--	1700436	2278928	--	2278928	...(3)	E. S. I. Scheme, Hospital
502882	--	502882	502882	--	502882	...(4)	Grant-in-aid for M. G. M. Hospital.
1	--	1	0	--	0	...	Charged
<b>2793703</b>	<b>--</b>	<b>2793703</b>	<b>3457043</b>	<b>--</b>	<b>3457043</b>	...	Total (A) Gross Voted
--	--	--	--	--	--	...	Deducted Recoveries
1	--	1	1	--	1	...	Charged
<b>2793703</b>	<b>--</b>	<b>2793703</b>	<b>3457043</b>	<b>--</b>	<b>3457043</b>	...	Total (A) Net Voted
						<b>(B) Objectwise Classifications.--</b>	
						...(1)	E. S. I. Scheme.--
2278303	--	2278303	2954122	--	2954122	...	(1) Salaries Voted
2	--	2	2	--	2	...	(2) Contractual Services
3	--	3	3	--	3	...	(3) Office Expenses.
2	--	2	2	--	2	...	(4) Payment for Professional & Special Services.
2	--	2	2	--	2	...	(5) Material and Supplies.
1	--	1	1	--	1	...	(6) Diet Charges.
12508	--	12508	28	--	28	...	(7) Other Charges.
502882	--	502882	502882	--	502882	...	(8) Grant-in-Aid.
1	--	1	1	--	1	...	Charged.
2793703	--	2793703	3457043	--	3457043	...	Total (1) Gross Voted
--	--	--	--	--	--	...	Deducted Recoveries
1	--	1	1	--	1	...	Charged
2793703	--	2793703	3457043	--	3457043	...	Total (1) Net Voted
						<b>(C) Source of Finance</b>	
--	--	--	--	--	--	...	Charged
--	--	--	--	--	--	...	(1) Demand No. R-1 Voted
--	--	--	--	--	--	...	Major Head, 2210-Medical & Public Health
--	--	--	--	--	--	...	Charged.
--	--	--	--	--	--	...	Total (C) Gross Voted
--	--	--	--	--	--	...	Deducted Recoveries
--	--	--	--	--	--	...	Charged
--	--	--	--	--	--	...	Total (C) Net Voted

**TABLE-II**  
**ESIS HOSPITAL**  
**Statement showing General Information of ESIS Scheme Hospitals for 2024-2025 Actual and estimated work load during 2025-2026 and 2026-2027**

Sr. No.	1	2	3	4	5	6	7	8	9	10	11	12	13
Name of Region & Year	No. of sanctioned Beds	No. of Beds commissioned	Total Indoor patients during the year	Total No. of O.P. D. patients	Average Bed Occupied	No. of Operations done	No. of Deliveries	Expd. on Medicine (In. Rs.)	Expd. on other item (In. Rs.)	Total Expd. (In. Rs.)	Average Expd. per bed per day (In. Rs.)		
<b>1. MGM Hosp.</b>													
2024-2025 ...	330	120	1923	78725	33	302	25	28995	399545	428540	222.85		
2025-2026 ...	330	120	2100	80010	35	325	34	167393	597147	764540	364.07		
2026-2027 ...	330	120	2350	82200	40	350	40	333000	1195220	1528220	650.31		
<b>2. ESIS Hosp. Worli -</b>													
2024-2025 ...	300	85	7553	50058	24	272	2	66263847	76998788	143262635	36432.00		
2025-2026...	300	85	8600	55060	25	300	4	68263847	78998788	147262535	38432.00		
2026-2027...	300	85	9600	60000	27	310	6	71263847	81998788	153262635	40432.00		
<b>3. Mulund -</b>													
2024-2025 ...	400	200	23240	86307	32	988	107	28051719	394342831	422394550	18175.32		
2025-2026 ...	400	200	31710	91917	80	1127	78	42353472	303020975	345374447	10891.66		
2026-2027 ...	400	200	18271	52961	40	660	45	72100000	360745864	432845864	23690.32		
<b>4. Kandivali -</b>													
2024-2025 ...	300	230	34107	191459	93	3250	414	93107971	135705241	228813212	6709.00		
2025-2026 ...	300	169	22660	2255000	62	2440	180	173598190	235289744	408887934	18044.00		
2026-2027 ...	300	169	29780	238900	82	2860	230	208500000	790191315	998891315	33536.00		
<b>5. Kolhapur -</b>													
2024-2025 ...	50	50	0	0	0	0	0	0	0	0	0.00		
2025-2026 ...	50	50	0	0	0	0	0	0	0	0	0.00		
2026-2027 ...	50	50	0	0	0	0	0	0	0	0	0.00		

<b>6. Ulhasnagar.-</b>												
2024-2025 ...	100	0	82207	0	0	0	26183984	177291128	203475112	0.00	0.00	
2025-2026 ...	100	0	54100	0	0	0	40052533	212749354	252801887	0.00	0.00	
2026-2027 ...	100	0	0	0	0	0	48063040	255299225	303362265	0.00	0.00	
<b>7. Vashi. -</b>												
2024-2025 ...	100	50	97893	30	0	0	38991705	486869545	525861250	96826	96826	
2025-2026 ...	100	50	107682	33	0	0	42890876	535556500	578447375	96827	96827	
2026-2027 ...	100	50	118450	36	0	0	47179963	589112149	636292113	96833	96833	
<b>8. Thane -</b>												
2024-2025 ...	100	50	63057	35	0	0	22157294	10968465	34354455	0	0	
2025-2026 ...	100	50	32578	43	0	0	17441658	1944436	19386094	0	0	
2026-2027 ...	100	0	35835	0	0	0	19185823	2333315	38571917	0	0	
<b>9. Nagpur :-</b>												
2024-2025 ...	200	130	235520	42	1523	178	34870704	240803191	275673895	17800.00	17800.00	
2025-2026 ...	200	130	259070	47	1675	200	49500000	243000000	292500000	17171.00	17171.00	
2026-2027 ...	200	130	285000	51	1850	230	54400000	250000000	304400000	16278.00	16278.00	
<b>10. Pune :-</b>												
2024-2025 ...	100	100	130005	38	378	6	50982097	113783151	164765248	11849.00	11849.00	
2025-2026 ...	100	100	133802	44	544	26	56100000	125200000	181300000	11219.00	11219.00	
2026-2027 ...	100	100	147182	49	598	30	61710000	137700000	199410000	11218.00	11218.00	
<b>11. Solapur. -</b>												
2024-2025 ...	150	100	102598	10	865	58	14719584	0	14719584	3906.47	3906.47	
2025-2026 ...	150	100	116236	11	800	70	15407505	0	15407505	3950.64	3950.64	
2026-2027 ...	150	100	0	0	0	0	25000000	0	25000000	0.00	0.00	
<b>12. Nashik :-</b>												
2024-2025 ...	100	100	198574	38	1407	0	60244255	262889374	323133629	23182.00	23182.00	
2025-2026 ...	100	100	217494	42	1550	0	81500000	269500000	351000000	22968.00	22968.00	
2026-2027 ...	100	100	239243	46	1700	0	10500000	296000000	401000000	23855.00	23855.00	
<b>13. Sambhaji Nagar :-</b>												
2024-2025 ...	100	100	188680	69	7839	271	39001050	364731975	403733025	16000.20	16000.20	
2025-2026 ...	100	100	211642	84	9994	226	56867166	401205172	468072338	14874.41	14874.41	
2026-2027 ...	100	100	232806	93	10993	249	62553883	441325689	503879572	14874.23	14874.23	
<b>Total :-</b>												
2024-2025 ...	2330	1315	1505083	444.21	16824	1061	474603205	2264783234	2740615135	231102.8454	231102.8454	
2025-2026 ...	2330	1254	3614591	506.26	18755	818	644142640	2407062116	3061204755	234741.7797	234741.7797	
2026-2027 ...	2330	1204	1492577	463.81	19321	830	775289556	3205901565	3998243901	261366.8661	261366.8661	

**TABLE -- III**

**Statement showing the information of E. S. I. Scheme Dispensaries, Medical Stores, No. of Approved Chemists and I. M. P.'s**

Sr. No.	Name of District and Year	No. of Dispensaries	No. of Patients treated	No. of Medical Store under ESIS	No. of prescription dispensed	No. of Approved Chemists	No. of prescription dispensed	Amount of Service charges paid (in Rs.)	No. of I. M. Ps.	On live register I.P. at the beginning of the year	No. of patients treated	Amount of Capitation fees paid (in Rs.)
		3	4	5	6	7	8	9	10	11	12	13
<b>1. Mumbai City</b>												
	2024-2025	2	5858	1	0	0	0	0	33	12953	16902	0
	2025-2026	2	5858	1	0	0	0	0	25	8513	6847	0
	2026-2027	2	5858	0	0	0	0	0	25	8513	0	0
<b>2. Mumbai Sub.</b>												
	2024-2025	3	7032	1	0	0	0	0	114	49278	82845	0
	2025-2026	3	7032	1	0	0	0	0	102	47920	55930	0
	2026-2027	3	7032	0	0	0	0	0	100	45500	0	0
<b>3. Thane</b>												
	2024-2025	7	13066	1	86	4	50	0	116	13685	60000	39226155
	2025-2026	7	7088	1	30	4	55	0	127	12593	60600	43148656
	2026-2027	7	7796	1	33	4	48	0	138	13852	70000	86297312
<b>4. Nashik</b>												
	2024-2025	7	209050	7	147650	0	0	0	0	251994	209050	0
	2025-2026	7	219503	7	155033	0	0	0	0	264594	219503	0
	2026-2027	8	230479	7	162785	0	0	0	0	277824	230479	0
<b>5. Dhule</b>												
	2024-2025	1	18050	1	15454	0	11651	750000	1	66442	33504	0
	2025-2026	1	18953	1	16227	0	2846	0	1	69764	21799	0
	2026-2027	2	19901	2	17034	0	0	0	1	73252	0	0
<b>6. Jalgaon</b>												
	2024-2025	4	110105	4	93900	0	571	1893750	3	102650	0	0
	2025-2026	4	115610	4	98595	0	79	0	3	107783	115689	0
	2026-2027	7	101391	4	103525	0	0	0	3	113173	121391	0

<b>7. Nandurbar</b>												
2024-2025	1	188	1	172	0	0	0	0	168	0	0	0
2025-2026	1	197	1	181	0	0	0	0	177	0	0	0
2026-2027	1	206	1	190	0	0	0	0	186	0	0	0
<b>8. Pune</b>												
2024-2025	21	169857	21	153009	6	4195	97874	114	65231	105308	38097974	
2025-2026	21	210000	21	168000	6	3724	110000	114	85302	112776	44291502	
2026-2027	27	230000	27	193000	7	4500	125000	110	92000	115000	45000000	
<b>9. Satara</b>												
2024-2025	3	24525	3	23310	2	1288	3726	16	25870	17320	2165000	
2025-2026	3	19292	3	17540	2	816	11604	16	29987	0	0	
2026-2027	5	0	5	0	0	0	0	17	0	0	0	
<b>10. Sangli</b>												
2024-2025	3	26251	3	25669	0	0	0	9	13141	15920	1990000	
2025-2026	3	24883	3	13643	0	0	0	9	53094	0	0	
2026-2027	5	0	5	0	0	0	0	9	0	0	0	
<b>11. Solapur</b>												
2024-2025	4	45584	3	43612	0	0	0	9	31772	25008	3098252	
2025-2026	4	69098	4	28228	0	0	0	9	33292	0	0	
2026-2027	7	0	5	0	0	0	0	13	0	0	0	
<b>12. Ratnagiri</b>												
2024-2025	1	45584	3	0	0	0	0	0	0	0	0	
2025-2026	5	69098	4	0	0	0	0	0	0	0	0	
2026-2027	5	0	5	0	3	0	0	5	0	0	0	
<b>13. Sindhudurga</b>												
2024-2025	0	45584	3	0	0	0	0	0	0	0	0	
2025-2026	3	69098	4	0	0	0	0	0	0	0	0	
2026-2027	3	0	5	0	3	0	0	5	0	0	0	
<b>14. A.Nagar</b>												
2024-2025	1	3150	1	2398	0	721	1203875	2	1998	3871	0	
2025-2026	1	3308	1	2518	0	240	0	2	2098	3548	0	
2026-2027	2	3473	1	2644	0	0	0	2	2203	3473	0	
<b>15. Kolhapur</b>												
2024-2025	8	84654	7	82850	0	0	0	17	99159	76376	9574625	
2025-2026	10	104934	7	70504	0	0	0	17	112404	0	0	
2026-2027	13	0	10	0	0	0	0	17	0	0	0	

	1	2	3	4	5	6	7	8	9	10	11	12	13
<b>16. Akola</b>													
2024-2025			3	74690	0	0	0	0	0	0	18940	74690	779545
2025-2026			3	39698	0	0	0	0	0	0	20365	39698	526708
2026-2027			3	55000	0	0	0	0	0	0	20365	0	0
<b>17. Amravati</b>													
2024-2025			2	57339	1	0	0	0	0	0	61730	57339	0
2025-2026			2	29231	1	0	0	0	0	0	67514	29231	0
2026-2027			2	45000	1	0	0	0	0	0	67514	0	0
<b>18. Nagpur</b>													
2024-2025			15	54681	1	0	0	0	0	3	131757	34398	0
2025-2026			15	376250	1	0	0	0	0	3	133668	188125	0
2026-2027			18	451500	1	0	0	0	0	3	160402	225750	0
<b>19. VardhaHiganghat</b>													∞
2024-2025			1	16132	0	0	0	0	0	0	5436	1934	0
2025-2026			1	28224	0	0	0	0	0	0	5270	14112	0
2026-2027			2	338688	0	0	0	0	0	0	6324	16934	0
<b>20. Chandrapur</b>													
2024-2025			4	16523	0	0	0	0	0	0	20564	2223	0
2025-2026			4	37170	0	0	0	0	0	0	33997	18585	0
2026-2027			4	44604	0	0	0	0	0	0	40796	22302	0
<b>21. Chh.Sambhajinagar</b>													
2024-2025			7	244043	7	204043	0	0	0	0	0	0	0
2025-2026			7	298486	7	298486	0	0	0	0	0	0	0
2026-2027			7	328334	7	328334	0	0	0	0	0	0	0
<b>22. Nanded</b>													
2024-2025			3	17082	3	17082	0	0	0	0	0	0	0
2025-2026			3	25500	3	25500	0	0	0	2	0	0	0
2026-2027			2	18700	2	18700	0	0	0	3	0	0	0

**23. Gondia (Broda disp Gpen dt.17/05/2022)**

2024-2025	1	8386	0	0	0	0	0	0	0	2315	1325	0
2025-2026	1	15708	0	0	0	0	0	0	0	2323	7854	0
2026-2027	1	18849	0	0	0	0	0	0	0	2788	9425	0

**24. Raigad**

2024-2025	6	2567	1	86	4	78	0	26	9594	40000	15935582
2025-2026	6	5289	1	56	4	87	0	28	10794	43000	17529140
2026-2027	6	5817	1	61	4	82	0	30	11873	46000	19282054

**25. Palghar**

2024-2025	4	13153	1	78	4	60	0	53	6396	29000	20838838
2025-2026	4	8692	1	58	4	62	0	58	7196	32000	22922721
2026-2027	4	9561	1	62	4	55	0	63	7915	35000	25214993

**Total**

2024-2025	112	1273134	74	809399	20	18614	3949225	516	991073	887013	131705971
2025-2026	121	1808200	77	894599	20	7909	121604	516	1108648	969257	128418727
2026-2027	146	1922189	91	826368	25	4685	125000	544	944480	895754	175794359

TABLE-IV

## Personal Summary

Sr. No.	Post	Pay Scale	Grade Pay	7th Pay Level in Revised Pay Matrix	No. of Post
1	2	3	4	5	6

## E. S. I. Scheme

## 2210 Medical Services and Public Health

## 1) Gazetted

1. Commissioner	Cadre-Post	--	--	--	1
2. Director (Admn.)	15600-39100	7600	S-25 : 78800-209200		1
3. Director (Medl.)	15600-39100	7600	--do--		1
4. Dy. Director (Admn.)	15600-39100	6600	S-23 : 67700-208700		1
5. Dy. Director (Medl.)	15600-39100	6600	--do--		1
6. Medical Superintendent (H.G.)	15600-39100	6900	S-24 : 71100-211900		4
7. Medical Superintendent (L.G.)	15600-39100	6600	S-23 : 67700-208700		8
8. Dy. Medical Superintendent	--do--	6600	--do--		4
9. Administrative Medical Officer	--do--	6600	--do--		3
10. Physician	--do--	6600	--do--		19
11. Surgeon	--do--	6600	--do--		19
12. Obst. and Gynaecologist	--do--	6600	--do--		17
13. Ophthalmologist	--do--	6600	--do--		12
14. ENT Surgen	--do--	6600	--do--		7
15. Orthopaedic Surgeon	--do--	6600	--do--		13
16. Paediatrician	--do--	6600	--do--		13
17. Radiologist	--do--	6600	--do--		7
18. Anaesthetist	--do--	6600	--do--		13
19. Pathologist	--do--	6600	--do--		11
20. Psychiatrist	--do--	6600	--do--		1
21. Physician (Chest) Hospital	--do--	6600	--do--		6
22. Cardiologist	--do--	6600	--do--		1

1	2	3	4	5	6
23.	Chief Administrative Officer	15600-39100	5400	S-20 : 56100-177500	7
24.	Assistant Director (Accounts)	--do--	5400	--do--	1
25.	Resident Medical Officer	--do--	5400	--do--	13
26.	Blood Transfusion Officer	--do--	5400	--do--	1
27.	Dental Surgen	--do--	5400	--do--	1
28.	Casualty Medical Officer	--do--	5400	--do--	52
29.	Medical Officer - (Class-II)	--do--	5400	--do--	293
30.	Medical Inspector	--do--	5400	--do--	8
31.	Resident Radiologist	--do--	5400	--do--	6
32.	Resident Anaesthetist	--do--	5400	--do--	18
33.	Resident Pathologist	--do--	5400	--do--	5
34.	Accounts Officer	9300-34800	4600	S-16 : 44900-142400	3
35.	Assi. Accounts Officer	9300-34800	4400	S-15 : 41800-132300	5
36.	Administrative Officer	--do--	4400	S-15 : 41800-132300	32
37.	Biochemist	--do--	4400	S-15 : 41800-132300	10
38.	Matron (Class-II)	9300 34800	4600	S-16 : 44900-142400	5
39.	Assistant Matron (Class-II)	9300-34800	4400	S-15 : 41800-132300	9
40.	Part time Specialist	800 (Fixed)			5
<b>Total Gazetted</b>		...			<b>637</b>

1	2	3	4	5	6
<b>2. Class-III</b>					
1.	Medical Officer-(III)	9300-34800	4400	S-15 : 41800-132300	33
2.	Stenographer (Higher Grade)	--do--	4400	S-15 : 41800-132300	1
3.	Office Superintendent	--do--	4300	S-14 : 38600-122800	35
4.	Steward	--do--	4300	S-14 : 38600-122800	12
5.	Stenographer (Lower Grade)	--do--	4300	S-14 : 38600-122800	5
6.	Physiotherapist	--do--	4300	S-14 : 38600-122800	13
7.	Occupational Therapist	--do--	4300	S-14 : 38600-122800	7
8.	Sister Incharge	--do--	4300	S-14 : 38600-122800	139
9.	Social Guide	--do--	4200	S-13 : 35400-112400	13
10.	Senior Assistant	--do--	4200	S-13 : 35400-112400	78
11.	Audio Technician	--do--	4200	S-13 : 35400-112400	1
12.	ECG Technician	--do--	4200	S-13 : 35400-112400	18
13.	Laboratory Technician	--do--	4200	S-13 : 35400-112400	58
14.	X-Ray Technician	--do--	4200	S-13 : 35400-112400	34
15.	Dietician	--do--	4300	S-14 : 38600-122800	12
16.	Blood Bank Technician	--do--	4200	S-13 : 35400-112400	2
17.	Staff Nurse	--do--	4200	S-13 : 35400-112400	814
18.	Pharmacist / Compounder	5200-20200	2800	S-10 : 29200-92300	192
19.	Senior Clerk	--do--	2400	S-08 : 25500-81100	207
20.	Dental Hyginist	--do--	2400	S-08 : 25500-81100	12
21.	Typist	--do--	2000	S-07 : 21700-69100	35
22.	Laboratory Assistant	--do--	2000	S-07 : 21700-69100	34
23.	X-Ray Assistant	--do--	2000	S-07 : 21700-69100	26
24.	Telephone Operator	--do--	2000	S-07 : 21700-69100	24
25.	Blood Bank Assistant	--do--	2000	S-07 : 21700-69100	2
26.	Tailor	--do--	1900	S-06 : 19900-63200	12
27.	Linen Keeper	--do--	1900	S-06 : 19900-63200	13
28.	Auxiliary Nurse Midwife	--do--	2400	S-08 : 25500-81100	3
29.	Junior Clerk	--do--	1900	S-06 : 19900-63200	472
30.	Steno Typist	--do--	2400	S-08 : 25500-81100	5
31.	Comptist	--do--	1900	S-06 : 19900-63200	4
32.	Ambulance Driver	--do--	1900	S-06 : 19900-63200	46
33.	Carpenter	--do--	1900	S-06 : 19900-63200	5
34.	Electrician	--do--	2000	S-07 : 21700-69100	9
35.	Plumber	--do--	1900	S-06 : 19900-63200	7
<b>Total Class-III</b>		...			<b>2383</b>

1	2	3	4	5	6
<b>3) Class-IV</b>					
1.	Plumber	4440-7440	1600	S-03 : 16600-52400	4
2.	O. T. Assistant	5200-20200	1800	S-05 : 18000-56900	42
3.	Head Cook	---	1800	S-05 : 18000-56900	7
4.	O. T. Attendent	---	1800	S-05 : 18000-56900	84
5.	Adrema Operator	---	1800	S-05 : 18000-56900	1
6.	Dresser	---	1800	S-05 : 18000-56900	81
7.	Electrician	4440-7440	1600	S-03 : 16600-52400	3
8.	Mukadam	---	1600	S-03 : 16600-52400	16
9.	Liftman	---	1600	S-03 : 16600-52400	27
10.	Jamadar	---	1600	S-03 : 16600-52400	16
11.	Daftari	---	1600	S-03 : 16600-52400	1
12.	Barber	---	1600	S-03 : 16600-52400	25
13.	Cook	---	1600	S-03 : 16600-52400	53
14.	Naik	---	1600	S-03 : 16600-52400	16
15.	Tailor	---	1600	S-03 : 16600-52400	5
16.	Asstt. Carpenter	---	1600	S-03 : 16600-52400	4
17.	Laboratory Attendent	4440-7440	1300	S-01 : 15000-47600	59
18.	X-Ray Attendent.	---	1300	S-01 : 15000-47600	32
19.	Ward Servant	---	1300	S-01 : 15000-47600	825
20.	Class IV Servent	---	1300	S-01 : 15000-47600	184
21.	Peon	---	1300	S-01 : 15000-47600	93
22.	Watchman	---	1300	S-01 : 15000-47600	216
23.	Strecher Bearer	---	1300	S-01 : 15000-47600	49
24.	Sterilizer Assistant	---	1300	S-01 : 15000-47600	2
25.	Sweeper	---	1300	S-01 : 15000-47600	665
26.	Messenger	---	1300	S-01 : 15000-47600	18
27.	Assistant Cook	---	1300	S-01 : 15000-47600	72
28.	Gardner	---	1300	S-01 : 15000-47600	30
29.	Plumber	---	1600	S-01 : 15000-47600	0
30.	Pump Attendant	---	1300	S-01 : 15000-47600	2
31.	Store Boy	---	1300	S-01 : 15000-47600	27
32.	Mazdoor	---	1300	S-01 : 15000-47600	20
33.	Attendent (Labour Ward)	5200-20200	1800	S-01 : 15000-47600	3
<b>Total- Class IV</b>		...			<b>2682</b>
<b>Net Grand Total</b>		...			<b>5702</b>

